






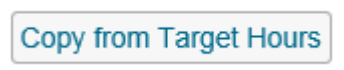


Timesheet Icons

Icon	Description	Icon	Description
	The save button saves the timesheet. Remember to save before using the close button		Two different profiles- Time Recording No Costing Override and Time Recording With Costing Override
	Closes the time recording screen		Takes you back up to four weeks
	Takes you forward up to four weeks		Submits time recorded to the manager for approval
	Allows you to insert a row on the timesheet		Copy from Target Hours populates your target hours based on your work schedule to the data entry section of the timesheet