



Andy Beshear
GOVERNOR

PERSONNEL CABINET

501 High Street, 3rd Floor
Frankfort, Kentucky 40601
Phone: (502) 564-7430
Fax: (502) 564-7603

**Mary Elizabeth
Bailey**
SECRETARY

March 1, 2024

The Honorable Andy Beshear
Governor of Kentucky
State Capitol Building
Frankfort, Kentucky 40601

Re: Fourth Quarter KEHP Trust Fund Status Report period ending December 31, 2023

Dear Governor Beshear:

Kentucky Revised Statute (KRS) 18A.2254 directs the Public Employee Health Insurance Program to submit quarterly reports on the status of the Kentucky Employees' Health Plan (KEHP) Trust Fund to the Governor, Interim Joint Committee on Appropriations and Revenue, Kentucky Group Health Insurance Board, and the Advisory Committee of State Health Insurance Subscribers.

The attached report includes, as of December 31, 2023:

1. The current balance of the trust fund;
2. A detailed description of all income to the trust fund;
3. A detailed description of all receipts due to the trust fund;
4. The total amount of payments made for claims from the trust fund;
5. A detailed description of all payments made to program administrators;
6. Current enrollment data;
7. Other information provided by the Secretary; and



Kentucky Employees' Health Plan – Status Report

4th Quarter, 2023

Page 2

8. Other information requested by the Interim Joint Committee on Appropriations and Revenue.

9. Additional reports provided for Second and Fourth quarter reports:
 - a. A projection of medical claims incurred but not yet reported that are considered liabilities to the trust fund;
 - b. A statement of any other trust fund liabilities;
 - c. A detailed calculation of premium rates, including base claims, trend assumptions, administrative fees, and any benefit and plan changes;
 - d. A detailed description of the current in-state and out-of-state networks provided under the plan; and
 - e. Specific data regarding the TPA's performance, including:
 - i. Results or outcomes of disease management and wellness programs;
 - ii. Results of case management audits, educational and communication efforts; and
 - iii. Comparison of actual measurable results to contract performance guarantees.

If you have any questions or need additional information, please feel free to contact my office at 564-0358.

Sincerely,



Mary Elizabeth Bailey
Secretary

Handwritten signature or text in cursive script.

Kentucky Employees' Health Plan – Status Report

4th Quarter, 2023

Page 3

1. Current Trust Fund Balance:

As of December 31, 2023, the balance of the self-insurance trust fund was \$328,796,285.27, which includes accounting for the 2020–2023 plan years, including reserves for Healthcare Reimbursement Arrangements (HRA) and Flexible Spending Accounts (FSA). Along with the detailed transactions, summary reports for each plan year, as well as a combined summary, have been provided.

2-5. Detailed Description of Trust Fund Transactions:

Detailed transactions of the trust fund are contained in **Attachment A**. Monthly detailed transaction reports have been provided to the Legislative Research Commission. A month-by-month summary of the trust fund accounting by premiums, interest income, drug rebates, claims, and ASO fees is included as **Attachment B**.

6. Current Enrollment Data:

A chart detailing the number of plan holders and the number of dependents covered under the plan is included as **Attachment C**. The totals shown reflect the same information as provided in the previous report, updated to include the most recent quarter's data.

7. Additional Information Provided by the Secretary of the Personnel Cabinet:

No additional information has been requested for inclusion in this report.

8. Additional Information as Requested by the Committee:

No additional information has been requested by the Committee for inclusion in this report.

9. Additional reports provided for Second and Fourth quarter reports:

a. A projection of medical claims incurred but not reported that are considered liabilities to the trust fund:

KEHP's actuarial consultant, Aon, has compiled a statement of medical claims incurred but not yet reported (IBNR). This report is included as **Attachment D**.

b. A statement of any other trust fund liabilities:

A statement of other trust fund liabilities for the fiscal year ending December 31, 2023, was filed with the annual financial statement for the Kentucky Employees' Health Plan.

c. A detailed calculation of premium rates including base claims, trend assumptions, administrative fees and any benefit and plan changes:

As required by KRS 18A.2254(1)(a), premium rates for the 2023 Plan Year were set forth in the 2023 KEHP Benefits Selection Guide, which was filed as a part of and appended to 101 KAR 2:210 on September 15, 2020.



d. A detailed description of the current in-state and out-of-state networks provided under the plan:

Due to the addition of new providers and termination of established providers, provider networks change on a continuous basis and printed directories are often obsolete. As a result, KEHP's Medical Third Party Administrator (TPA) Anthem advocates the use of their on-line provider directories, and updates them at least weekly. The link to Anthem's Find A Doctor provides the capability to search for a provider based on provider type and location. Anthem's dedicated KEHP Customer Service Center can provide additional assistance in locating a participating provider by calling 1-844-402-KEHP (5347). As of the date of this report, notwithstanding normal provider contracting activities, there are no proposed network changes.

e. Specific data regarding the TPA and program administrator performance, including:

i. Results or outcomes of disease management and wellness programs, case management audits, and member communication and education:

Attachment E contains results and outcomes based on engagement in the numerous disease management and wellness programs offered by KEHP. Our disease management provider, Anthem, and our wellness program administrator, WebMD, aggregate the information for this report. WebMD's portion is not yet complete. Their completed reporting will be included in the next Quarterly Trust Fund Report.

ii. Comparison of actual measurable results to contract performance guarantees:

A listing of operational performance guarantees of KEHP's Third Party Administrator, Anthem, are included as **Attachment F**. Anthem missed the Claim Financial Accuracy PG for a total penalty of \$669,650.63.

Contract performance results of KEHP's Pharmacy Benefits Manager (PBM), CVS Caremark, are included in this report as **Attachment G**. CVS missed the Mail Turnaround Time PG for a total penalty of \$11,250.

Contract performance results of KEHP's HRA/FSA/COBRA Benefits Manager, HealthEquity, (formerly known as WageWorks) are included in this report as **Attachment H**. According to HealthEquity's PG report, they met all performance guarantees for the 4th quarter.

A listing of operational performance guarantees of KEHP's Wellness Benefits Manager, WebMD, are included in this report as **Attachment I**. WebMD's PGs are not complete. Final PGs will be included in the next Quarterly Trust Fund Report.



October 2023 Cash Transaction Report

DATE	DESCRIPTION	AMOUNT	LRC Code	LRC Description	PL/YR
	Beginning Balance	\$377,217,298.24			
10/3/2023	2020 CVS rebate for 2nd qtr 2023	\$1,264,913.31	121	Drug Rebates - CVS	2020
10/17/2023	Repayments - WW - HRA Waiver 2016 - 2020	\$169.11	214	HRA Waiver Claims - Wage Works	2020
10/3/2023	Claims 2020	\$133,246.24	210	Medical Claims - Anthem	2020
10/10/2023	Claims 2020	(\$32,890.60)	210	Medical Claims - Anthem	2020
10/17/2023	Claims 2020	(\$4,030.89)	210	Medical Claims - Anthem	2020
10/23/2023	Claims 2020	\$228,691.08	210	Medical Claims - Anthem	2020
10/31/2023	Claims 2020	(\$16,129.81)	210	Medical Claims - Anthem	2020
10/17/2023	UNCLAIMED PROPERTY - CDHPHRA 2020	(\$5,467.37)	213	HRA Embedded Claims - Wage Works	2020
10/17/2023	UNCLAIMED PROPERTY - WDVHRA 2020	(\$309.50)	214	HRA Waiver Claims - Wage Works	2020
10/17/2023	UNCLAIMED PROPERTY - WHRA 2020	(\$2,347.37)	214	HRA Waiver Claims - Wage Works	2020
10/11/2023	Claims 2016 - 2020	(\$15.58)	310	Pharmacy Claims - CVS	2020
10/20/2023	Claims 2016 - 2020	(\$281.60)	310	Pharmacy Claims - CVS	2020
10/3/2023	2021 CVS rebate for 2nd qtr 2023	\$852.36	121	Drug Rebates - CVS	2021
10/17/2023	Repayments - WW - CDHP - HRA - 2021	\$220.00	213	HRA Embedded Claims - Wage Works	2021
10/17/2023	Repayments - WW - HRA Waiver 2021	\$6.12	214	HRA Waiver Claims - Wage Works	2021
10/3/2023	Claims 2021	\$12,193.24	210	Medical Claims - Anthem	2021
10/10/2023	Claims 2021	(\$26,900.79)	210	Medical Claims - Anthem	2021
10/17/2023	Claims 2021	(\$22,015.12)	210	Medical Claims - Anthem	2021
10/23/2023	Claims 2021	\$203,435.75	210	Medical Claims - Anthem	2021
10/31/2023	Claims 2021	(\$30,791.22)	210	Medical Claims - Anthem	2021
10/17/2023	UNCLAIMED PROPERTY - CDHPHRA 2021	(\$9,725.70)	213	HRA Embedded Claims - Wage Works	2021
10/17/2023	UNCLAIMED PROPERTY - WDVHRA 2021	(\$2,054.87)	214	HRA Waiver Claims - Wage Works	2021
10/17/2023	UNCLAIMED PROPERTY - WHRA 2021	(\$3,684.04)	214	HRA Waiver Claims - Wage Works	2021
10/4/2023	Claims 2021	(\$630.81)	310	Pharmacy Claims - CVS	2021
10/11/2023	Claims 2021	\$57.18	310	Pharmacy Claims - CVS	2021
10/20/2023	Claims 2021	(\$199.39)	310	Pharmacy Claims - CVS	2021
10/27/2023	Claims 2021	(\$3,914.86)	310	Pharmacy Claims - CVS	2021
10/3/2023	2022 CVS rebate for 2nd qtr 2023	\$94,738.59	121	Drug Rebates - CVS	2022

Kentucky Employees' Health Plan – Status Report
4th Quarter, 2023
Attachment A – Transaction Report
Page A-2

DATE	DESCRIPTION	AMOUNT	LRC Code	LRC Description	PL/YR
10/17/2023	Repayments - WW - HRA Waiver 2022	\$192.20	214	HRA Waiver Claims - Wage Works	2022
10/17/2023	Repayments - WW - HRA Waiver D/V 2022	\$100.00	214	HRA Waiver Claims - Wage Works	2022
10/3/2023	Claims 2022	\$39,091.25	210	Medical Claims - Anthem	2022
10/10/2023	Claims 2022	(\$210,609.88)	210	Medical Claims - Anthem	2022
10/17/2023	Claims 2022	(\$757,975.16)	210	Medical Claims - Anthem	2022
10/23/2023	Claims 2022	(\$559,870.07)	210	Medical Claims - Anthem	2022
10/31/2023	Claims 2022	(\$503,592.38)	210	Medical Claims - Anthem	2022
10/4/2023	Claims 2022	(\$828.99)	310	Pharmacy Claims - CVS	2022
10/5/2023	CDHPHRA Claims 2022	\$1,070.00	213	HRA Embedded Claims - Wage Works	2022
10/11/2023	Claims 2022	\$11.88	310	Pharmacy Claims - CVS	2022
10/17/2023	CDHPHRA Claims 2022	(\$1,070.00)	213	HRA Embedded Claims - Wage Works	2022
10/20/2023	Claims 2022	(\$484.39)	310	Pharmacy Claims - CVS	2022
10/27/2023	Claims 2022	(\$12,418.40)	310	Pharmacy Claims - CVS	2022
11/2/2023	Investment Income	\$1,741,815.34	110	Investment Income	2023
10/9/2023	HRA Waiver 2023	\$316,225.00	102	HRA Waiver Contribution	2023
10/9/2023	Health Insurance Premiums 2023	\$14,560,336.52	101	Premiums	2023
10/24/2023	HRA Waiver 2023	\$316,137.50	102	HRA Waiver Contribution	2023
10/24/2023	Health Insurance Premiums 2023	\$14,676,712.98	101	Premiums	2023
10/2/2023	Health Insurance Premiums 2023	\$455.39	101	Premiums	2023
10/12/2023	HRA Waiver 2023	\$87.50	102	HRA Waiver Contribution	2023
10/12/2023	Health Insurance Premiums 2023	\$3,336.55	101	Premiums	2023
10/16/2023	Health Insurance Premiums 2023	\$515.18	101	Premiums	2023
10/19/2023	Health Insurance Premiums 2023	\$1,209.79	101	Premiums	2023
10/27/2023	Health Insurance Premiums 2023	\$3,326.00	101	Premiums	2023
10/31/2023	Health Insurance Premiums 2023	\$2,536.55	101	Premiums	2023
10/17/2023	DEPT 794 1 ITEM \$597.74	(\$597.74)	101	Premiums	2023
10/2/2023	Jefferson Co BOE Sept 2023 Health	\$1,738,404.89	101	Premiums	2023
10/2/2023	Health Insurance Premiums 2023	\$2,053,709.20	101	Premiums	2023
10/2/2023	HRA Waiver 2023	\$1,312.50	102	HRA Waiver Contribution	2023
10/2/2023	HRA Waiver Dental/Vision 2023	\$175.00	102	HRA Waiver Contribution	2023
10/2/2023	Health Insurance Premiums 2023	\$3,549,104.64	101	Premiums	2023
10/2/2023	HRA Waiver 2023	\$8,050.00	102	HRA Waiver Contribution	2023
10/2/2023	HRA Waiver Dental/Vision 2023	\$19,950.00	102	HRA Waiver Contribution	2023
10/2/2023	Health Insurance Premiums 2023	\$126,321.46	101	Premiums	2023

Kentucky Employees' Health Plan – Status Report

4th Quarter, 2023

Attachment A – Transaction Report

Page A-3

DATE	DESCRIPTION	AMOUNT	LRC Code	LRC Description	PL/YR
10/2/2023	HRA Waiver 2023	\$700.00	102	HRA Waiver Contribution	2023
10/3/2023	Health Insurance Premiums 2023	\$267.42	101	Premiums	2023
10/3/2023	Health Insurance Premiums 2023	\$97,165.57	101	Premiums	2023
10/3/2023	2023 CVS rebate for 2nd qtr 2023	\$64,820,169.76	121	Drug Rebates - CVS	2023
10/4/2023	Health Insurance Premiums 2023	\$718.47	101	Premiums	2023
10/4/2023	Health Insurance Premiums 2023	\$1,784,501.52	101	Premiums	2023
10/4/2023	KCTCS Sept 2023 health ins	\$3,434,556.18	101	Premiums	2023
10/4/2023	KCTCS Sept 2023 health premiums	\$192,706.70	101	Premiums	2023
10/5/2023	Health Insurance Premiums 2023	\$456.28	101	Premiums	2023
10/5/2023	Health Insurance Premiums 2023	\$244,757.68	101	Premiums	2023
10/6/2023	Health Insurance Premiums 2023	\$1,997.62	101	Premiums	2023
10/6/2023	Health Insurance Premiums 2023	\$255,873.52	101	Premiums	2023
10/6/2023	HRA Waiver 2023	\$700.00	102	HRA Waiver Contribution	2023
10/10/2023	Health Insurance Premiums 2023	\$125.00	101	Premiums	2023
10/10/2023	Health Insurance Premiums 2023	\$157,023.20	101	Premiums	2023
10/10/2023	HRA Waiver Dental/Vision 2023	\$700.00	102	HRA Waiver Contribution	2023
10/10/2023	Health Insurance Premiums 2023	\$80,950.13	101	Premiums	2023
10/10/2023	HRA Waiver Dental/Vision 2023	\$875.00	102	HRA Waiver Contribution	2023
10/10/2023	Health Insurance Premiums 2023	\$5,072.84	101	Premiums	2023
10/11/2023	Health Insurance Premiums 2023	\$89.14	101	Premiums	2023
10/11/2023	Fayette Co BOE Sept 2023 Health	\$808,852.34	101	Premiums	2023
10/11/2023	Health Insurance Premiums 2023	\$250,544.21	101	Premiums	2023
10/12/2023	Health Insurance Premiums 2023	\$243,907.87	101	Premiums	2023
10/12/2023	HRA Waiver 2023	\$525.00	102	HRA Waiver Contribution	2023
10/17/2023	Repayments - WW - CDHP - HRA - 2023	\$454.17	213	HRA Embedded Claims - Wage Works	2023
10/17/2023	Repayments - WW - HRA Waiver 2023	\$91.91	214	HRA Waiver Claims - Wage Works	2023
10/12/2023	Health Insurance Premiums 2023	\$129.05	101	Premiums	2023
10/13/2023	Health Insurance Premiums 2023	\$136,196.38	101	Premiums	2023
10/16/2023	Health Insurance Premiums 2023	\$110,866.42	101	Premiums	2023
10/16/2023	Health Insurance Premiums 2023	\$301,289.71	101	Premiums	2023
10/16/2023	HRA Waiver 2023	\$175.00	102	HRA Waiver Contribution	2023
10/16/2023	HRA Waiver Dental/Vision 2023	\$350.00	102	HRA Waiver Contribution	2023
10/17/2023	Health Insurance Premiums 2023	\$379.34	101	Premiums	2023
10/19/2023	Health Insurance Premiums 2023	\$460.68	101	Premiums	2023
10/19/2023	Health Insurance Premiums 2023	\$22,423.40	101	Premiums	2023
10/19/2023	HRA Waiver 2023	\$175.00	102	HRA Waiver Contribution	2023
10/25/2023	Health Insurance Premiums 2023	\$281,341.14	101	Premiums	2023
10/19/2023	Health Insurance Premiums 2023	\$48,805.53	101	Premiums	2023
10/19/2023	HRA Dental/Vision 2023	\$3,675.00	102	HRA Waiver Contribution	2023

Kentucky Employees' Health Plan – Status Report
4th Quarter, 2023
Attachment A – Transaction Report
Page A-4

DATE	DESCRIPTION	AMOUNT	LRC Code	LRC Description	PL/YR
10/19/2023	HRA Waiver 2023	\$1,662.50	102	HRA Waiver Contribution	2023
10/25/2023	Health Insurance Premiums 2023	\$290,536.27	101	Premiums	2023
10/20/2023	Health Insurance Premiums 2023	\$653,286.88	101	Premiums	2023
10/20/2023	HRA Waiver 2023	\$2,450.00	102	HRA Waiver Contribution	2023
10/20/2023	HRA Waiver Dental/Vision 2023	\$875.00	102	HRA Waiver Contribution	2023
10/23/2023	Health Insurance Premiums 2023	\$696.42	101	Premiums	2023
10/24/2023	Health Insurance Premiums 2023	\$602,457.99	101	Premiums	2023
10/24/2023	HRA Waiver 2023	\$3,500.00	102	HRA Waiver Contribution	2023
10/24/2023	HRA Waiver Dental/Vision 2023	\$875.00	102	HRA Waiver Contribution	2023
10/24/2023	Health Insurance Premiums 2023	\$476,473.40	101	Premiums	2023
10/24/2023	HRA Waiver 2023	\$1,050.00	102	HRA Waiver Contribution	2023
10/24/2023	HRA Waiver Dental/Vision 2023	\$350.00	102	HRA Waiver Contribution	2023
10/25/2023	Health Insurance Premiums 2023	\$822,967.75	101	Premiums	2023
10/25/2023	HRA Waiver 2023	\$700.00	102	HRA Waiver Contribution	2023
10/25/2023	HRA Waiver Dental/Vision 2023	\$1,050.00	102	HRA Waiver Contribution	2023
10/26/2023	COBRA premiums Sept 2023 - WW	\$213,377.15	101	Premiums	2023
10/26/2023	Health Insurance Premiums 2023	\$137.81	101	Premiums	2023
10/26/2023	Health Insurance Premiums 2023	\$440,424.54	101	Premiums	2023
10/26/2023	HRA Waiver 2023	\$175.00	102	HRA Waiver Contribution	2023
10/26/2023	HRA Waiver Dental/Vision 2023	\$175.00	102	HRA Waiver Contribution	2023
10/27/2023	Health Insurance Premiums 2023	\$733,150.01	101	Premiums	2023
10/27/2023	HRA Waiver 2023	\$3,587.50	102	HRA Waiver Contribution	2023
10/27/2023	HRA Waiver Dental/Vision 2023	\$8,400.00	102	HRA Waiver Contribution	2023
10/27/2023	Health Insurance Premiums 2023	\$133.65	101	Premiums	2023
10/30/2023	Health Insurance Premiums 2023	\$975,352.78	101	Premiums	2023
10/30/2023	HRA Waiver 2023	\$5,250.00	102	HRA Waiver Contribution	2023
10/30/2023	HRA Waiver Dental/Vision 2023	\$3,325.00	102	HRA Waiver Contribution	2023
10/30/2023	Health Insurance Premiums 2023	\$968,224.74	101	Premiums	2023
10/30/2023	HRA Waiver 2023	\$2,450.00	102	HRA Waiver Contribution	2023
10/30/2023	HRA Waiver Dental/Vision 2023	\$5,425.00	102	HRA Waiver Contribution	2023
10/31/2023	Judicial Retirement Sys health insurance premiums 10/2023	\$5,101.66	101	Premiums	2023
10/31/2023	Legislative Retirement Sys health insurance premiums 10/2023	\$2,900.30	101	Premiums	2023
10/31/2023	Legislative Retirement Sys health premiums and admin fees 10/2023	\$27,741.40	101	Premiums	2023
10/31/2023	Health Insurance Premiums 2023	\$129.14	101	Premiums	2023
10/31/2023	Health Insurance Premiums 2023	\$15,075.89	101	Premiums	2023
10/31/2023	Jefferson Co BOE Oct 2023 Health	\$1,784,015.41	101	Premiums	2023

Kentucky Employees' Health Plan – Status Report
4th Quarter, 2023
Attachment A – Transaction Report
Page A-5

DATE	DESCRIPTION	AMOUNT	LRC Code	LRC Description	PL/YR
10/2/2023	COACHING POSTAGE ADMIN FEE 2023	(\$1,615.42)	221	WebMD Admin	2023
10/2/2023	PHONE/VIRTUAL COACHING/ADMIN FEE 2023	(\$126,977.76)	221	WebMD Admin	2023
10/2/2023	ADMIN FEE for members residing in other states	(\$149.15)	215	Anthem Admin	2023
10/3/2023	Administration of Paper Claims ADMIN FEE	(\$8,622.00)	311	CVS Admin	2023
10/3/2023	Electronic Claims Processing ADMIN FEE	(\$88,527.00)	311	CVS Admin	2023
10/3/2023	Claims 2023	(\$23,635,018.74)	210	Medical Claims - Anthem	2023
10/3/2023	OLR Reward Redemption 2023	(\$143,195.00)	222	WebMD Claims Reimbursement	2023
10/4/2023	LAB ADMIN FEE 2023	(\$53.00)	221	WebMD Admin	2023
10/4/2023	PHYSICIAN FORM ADMIN FEE 2023	(\$583.00)	221	WebMD Admin	2023
10/4/2023	ANTHEM ADMIN FEE	(\$3,725,636.85)	215	Anthem Admin	2023
10/4/2023	Premise Health 08/2023	(\$105,595.20)	210	Medical Claims - Anthem	2023
10/4/2023	Rethink 10/2023	(\$85,264.00)	218	Rethink BH Services	2023
10/10/2023	Claims 2023	(\$26,933,552.50)	210	Medical Claims - Anthem	2023
10/12/2023	Administration of Paper Claims ADMIN FEE	(\$687.00)	311	CVS Admin	2023
10/12/2023	Appeals ADMIN FEE	(\$75,440.00)	311	CVS Admin	2023
10/12/2023	Claims (Bridge Supply) ADMIN FEE	(\$19.70)	311	CVS Admin	2023
10/12/2023	Claims (TDC PMPM) ADMIN FEE	(\$188,556.81)	311	CVS Admin	2023
10/12/2023	Drug Savings Review ADMIN FEE	(\$77,489.10)	311	CVS Admin	2023
10/12/2023	Electronic Claims Processing ADMIN FEE	(\$85,078.06)	311	CVS Admin	2023
10/12/2023	Enhanced Safety & Monitoring ADMIN FEE	(\$10,331.88)	311	CVS Admin	2023
10/12/2023	Nursing Services ADMIN FEE	(\$4,780.00)	311	CVS Admin	2023
10/12/2023	Pharmacy Advisor Counseling ADMIN FEE	(\$154,978.20)	311	CVS Admin	2023
10/12/2023	Prior Authorization ADMIN FEE	(\$251,160.00)	311	CVS Admin	2023
10/12/2023	PrudentRx ADMIN FEE	(\$229,867.41)	311	CVS Admin	2023
10/12/2023	Administration of Paper Claims ADMIN FEE	(\$606.00)	311	CVS Admin	2023
10/12/2023	Electronic Claims Processing ADMIN FEE	(\$83,611.00)	311	CVS Admin	2023
10/16/2023	ANTHEM ADMIN FEE	(\$5,104.35)	215	Anthem Admin	2023
10/17/2023	MDx SAPPHIRE - CARE GUIDANCE FEES	(\$25,931.90)	217	MDX Medical Admin - Compass Choice	2023

Kentucky Employees' Health Plan – Status Report
4th Quarter, 2023
Attachment A – Transaction Report
Page A 6

DATE	DESCRIPTION	AMOUNT	LRC Code	LRC Description	PL/YR
10/17/2023	MDX SAPPHIRE - SMARTSHOPPER ADMIN FEES	(\$76,434.05)	217	MDX Medical Admin - Compass Choice	2023
10/17/2023	Castlight ADMIN Change FEE	(\$416,666.67)	215	Anthem Admin	2023
10/17/2023	Claims 2023	(\$33,202,709.94)	210	Medical Claims - Anthem	2023
10/19/2023	CUSTOMER SERVICE PEPM ADMIN FEE 2023	(\$26,100.00)	221	WebMD Admin	2023
10/19/2023	INCENTIVE FULFILLMENT ADMIN FEE 2023	(\$60,900.00)	221	WebMD Admin	2023
10/19/2023	MONTHLY PORTAL ADMIN FEE 2023	(\$185,600.00)	221	WebMD Admin	2023
10/19/2023	Premise Health 09/2023	(\$133,753.98)	210	Medical Claims - Anthem	2023
10/20/2023	DC FSA 2023	(\$1,453.20)	216	WW Health Equity Admin	2023
10/20/2023	HCDC FSA 2023	(\$2,419.20)	216	WW Health Equity Admin	2023
10/20/2023	HC FSA 2023	(\$66,558.80)	216	WW Health Equity Admin	2023
10/20/2023	HRA 2023	(\$334,560.80)	216	WW Health Equity Admin	2023
10/20/2023	COBRA General Notice Fee ADMIN FEES	(\$14,151.00)	216	WW Health Equity Admin	2023
10/20/2023	COBRA MONTHLY (PPPM) ADMIN FEES	(\$35,902.50)	216	WW Health Equity Admin	2023
10/20/2023	Administration of Paper Claims ADMIN FEE	(\$130.50)	311	CVS Admin	2023
10/20/2023	Electronic Claims Processing ADMIN FEE	(\$90,237.00)	311	CVS Admin	2023
10/23/2023	Claims 2023	(\$25,404,945.11)	210	Medical Claims - Anthem	2023
10/25/2023	COACHING POSTAGE ADMIN FEE 2023	(\$1,099.01)	221	WebMD Admin	2023
10/25/2023	HEALTH ASSESSMENT PAPER ADMIN FEE 2023	(\$149.40)	221	WebMD Admin	2023
10/25/2023	PHONE/VIRTUAL COACHING/ADMIN FEE 2023	(\$60,704.28)	221	WebMD Admin	2023
10/25/2023	Administration of Paper Claims ADMIN FEE	(\$1,006.50)	311	CVS Admin	2023
10/25/2023	Electronic Claims Processing ADMIN FEE	(\$106,576.00)	311	CVS Admin	2023
10/25/2023	OLR Reward Redemption 2023	(\$179,160.00)	222	WebMD Claims Reimbursement	2023
10/31/2023	Claims 2023	(\$31,249,579.43)	210	Medical Claims - Anthem	2023
10/31/2023	Claims 2023	(\$1,401.40)	210	Medical Claims - Anthem	2023
10/3/2023	Health Insurance Refund	(\$105.24)	101	Premiums	2023
10/3/2023	Health Insurance Refund	(\$26.73)	101	Premiums	2023
10/26/2023	Health Insurance Refund	(\$199.46)	101	Premiums	2023
10/3/2023	Health Insurance Refund	(\$178.28)	101	Premiums	2023

Kentucky Employees' Health Plan – Status Report

4th Quarter, 2023

Attachment A – Transaction Report

Page A-7

DATE	DESCRIPTION	AMOUNT	LRC Code	LRC Description	PL/YR
10/3/2023	Health Insurance Refund	(\$80.19)	101	Premiums	2023
10/26/2023	Health Insurance Refund	(\$53.46)	101	Premiums	2023
10/3/2023	Health Insurance Refund	(\$44.57)	101	Premiums	2023
10/26/2023	Health Insurance Refund	(\$68.53)	101	Premiums	2023
10/3/2023	Health Insurance Refund	(\$358.32)	101	Premiums	2023
10/3/2023	Health Insurance Refund	(\$43.45)	101	Premiums	2023
10/26/2023	Health Insurance Refund	(\$53.46)	101	Premiums	2023
10/3/2023	Health Insurance Refund	(\$44.57)	101	Premiums	2023
10/3/2023	Health Insurance Refund	(\$44.57)	101	Premiums	2023
10/3/2023	Health Insurance Refund	(\$85.24)	101	Premiums	2023
10/3/2023	Health Insurance Refund	(\$127.05)	101	Premiums	2023
10/3/2023	Health Insurance Refund	(\$44.57)	101	Premiums	2023
10/26/2023	Health Insurance Refund	(\$555.93)	101	Premiums	2023
10/3/2023	Health Insurance Refund	(\$133.71)	101	Premiums	2023
10/26/2023	Health Insurance Refund	(\$169.67)	101	Premiums	2023
10/3/2023	Health Insurance Refund	(\$133.71)	101	Premiums	2023
10/4/2023	Health Insurance Refund	(\$53.46)	101	Premiums	2023
10/4/2023	Health Insurance Refund	(\$89.14)	101	Premiums	2023
10/4/2023	Health Insurance Refund	(\$509.01)	101	Premiums	2023
10/4/2023	Health Insurance Refund	(\$43.45)	101	Premiums	2023
10/4/2023	Health Insurance Refund	(\$89.14)	101	Premiums	2023
10/4/2023	Health Insurance Refund	(\$56.68)	101	Premiums	2023
10/4/2023	Health Insurance Refund	(\$26.73)	101	Premiums	2023
10/17/2023	KDE Health Insurance Premiums 2023	\$67,856,074.61	101	Premiums	2023
10/17/2023	KDE HRA Waiver 2023	\$2,226,584.50	102	HRA Waiver Contribution	2023
10/17/2023	KDE HRA Waiver Dental/Vision 2023	\$1,431,265.00	102	HRA Waiver Contribution	2023
10/12/2023	KRS Oct 2023 health insurance premiums	\$25,845,910.36	101	Premiums	2023
10/26/2023	KTRS health insurance premiums 10/2023	\$8,627,735.26	101	Premiums	2023
10/26/2023	September 2023 VELOCITI Frankfort Clinic Inspections CANX, CHR, 300 Bldg, & 500 Mero	(\$1,216.28)	502	Transfer for Clinic Services	2023
10/13/2023	2nd Quarter FY24 DEI Transfer from 2500 Fund to 13CG	(\$2,082,900.00)	501	Operating Transfer/Exp & Adj	2023
10/3/2023	CDPHRA Claims 2023	(\$410,280.51)	213	HRA Embedded Claims - Wage Works	2023
10/3/2023	HRA WAIVER Claims 2023	(\$248,775.10)	214	HRA Waiver Claims - Wage Works	2023

Kentucky Employees' Health Plan – Status Report
4th Quarter, 2023
Attachment A – Transaction Report
Page A-8

DATE	DESCRIPTION	AMOUNT	LRC Code	LRC Description	PL/YR
10/3/2023	HRA WAIVER D/V Claims 2023	(\$78,061.47)	214	HRA Waiver Claims - Wage Works	2023
10/4/2023	CDHPHRA Claims 2023	(\$52,513.93)	213	HRA Embedded Claims - Wage Works	2023
10/4/2023	HRA WAIVER Claims 2023	(\$32,355.44)	214	HRA Waiver Claims - Wage Works	2023
10/4/2023	HRA WAIVER D/V Claims 2023	(\$7,756.74)	214	HRA Waiver Claims - Wage Works	2023
10/4/2023	Claims 2023	(\$15,130,300.46)	310	Pharmacy Claims - CVS	2023
10/5/2023	CDHPHRA Claims 2023	(\$131,965.87)	213	HRA Embedded Claims - Wage Works	2023
10/5/2023	HRA WAIVER Claims 2023	(\$87,392.01)	214	HRA Waiver Claims - Wage Works	2023
10/5/2023	HRA WAIVER D/V Claims 2023	(\$28,372.03)	214	HRA Waiver Claims - Wage Works	2023
10/6/2023	CDHPHRA Claims 2023	(\$150,134.73)	213	HRA Embedded Claims - Wage Works	2023
10/6/2023	HRA WAIVER Claims 2023	(\$88,234.37)	214	HRA Waiver Claims - Wage Works	2023
10/6/2023	HRA WAIVER D/V Claims 2023	(\$29,349.29)	214	HRA Waiver Claims - Wage Works	2023
10/11/2023	Claims 2023	(\$14,870,485.99)	310	Pharmacy Claims - CVS	2023
10/13/2023	CDHPHRA Claims 2023	(\$110,921.28)	213	HRA Embedded Claims - Wage Works	2023
10/13/2023	HRA WAIVER Claims 2023	(\$67,798.76)	214	HRA Waiver Claims - Wage Works	2023
10/13/2023	HRA WAIVER D/V Claims 2023	(\$28,237.52)	214	HRA Waiver Claims - Wage Works	2023
10/16/2023	CDHPHRA Claims 2023	(\$467,956.51)	213	HRA Embedded Claims - Wage Works	2023
10/16/2023	HRA WAIVER Claims 2023	(\$297,245.00)	214	HRA Waiver Claims - Wage Works	2023
10/16/2023	HRA WAIVER D/V Claims 2023	(\$105,463.46)	214	HRA Waiver Claims - Wage Works	2023
10/17/2023	CDHPHRA Claims 2023	(\$432,897.05)	213	HRA Embedded Claims - Wage Works	2023
10/17/2023	HRA WAIVER Claims 2023	(\$271,351.34)	214	HRA Waiver Claims - Wage Works	2023
10/17/2023	HRA WAIVER D/V Claims 2023	(\$83,218.16)	214	HRA Waiver Claims - Wage Works	2023
10/19/2023	CDHPHRA Claims 2023	(\$151,457.33)	213	HRA Embedded Claims - Wage Works	2023
10/19/2023	HRA WAIVER Claims 2023	(\$80,306.53)	214	HRA Waiver Claims - Wage Works	2023
10/19/2023	HRA WAIVER D/V Claims 2023	(\$41,038.71)	214	HRA Waiver Claims - Wage Works	2023
10/20/2023	Claims 2023	(\$16,530,108.13)	310	Pharmacy Claims - CVS	2023
10/20/2023	CDHPHRA Claims 2023	(\$62,698.74)	213	HRA Embedded Claims - Wage Works	2023
10/20/2023	HRA WAIVER Claims 2023	(\$41,947.63)	214	HRA Waiver Claims - Wage Works	2023
10/20/2023	HRA WAIVER D/V Claims 2023	(\$4,368.07)	214	HRA Waiver Claims - Wage Works	2023
10/23/2023	CDHPHRA Claims 2023	(\$285,852.48)	213	HRA Embedded Claims - Wage Works	2023
10/23/2023	HRA WAIVER Claims 2023	(\$156,746.04)	214	HRA Waiver Claims - Wage Works	2023
10/23/2023	HRA WAIVER D/V Claims 2023	(\$50,368.28)	214	HRA Waiver Claims - Wage Works	2023

Kentucky Employees' Health Plan – Status Report
 4th Quarter, 2023
 Attachment A – Transaction Report
 Page A-9

DATE	DESCRIPTION	AMOUNT	LRC Code	LRC Description	PL/YR
10/24/2023	CDHPHRA Claims 2023	(\$274,034.52)	213	HRA Embedded Claims - Wage Works	2023
10/24/2023	HRA WAIVER Claims 2023	(\$152,147.89)	214	HRA Waiver Claims - Wage Works	2023
10/24/2023	HRA WAIVER D/V Claims 2023	(\$66,446.65)	214	HRA Waiver Claims - Wage Works	2023
10/25/2023	CDHPHRA Claims 2023	\$52.00	213	HRA Embedded Claims - Wage Works	2023
10/25/2023	HRA WAIVER D/V Claims 2023	\$89.09	214	HRA Waiver Claims - Wage Works	2023
10/26/2023	CDHPHRA Claims 2023	(\$210,272.11)	213	HRA Embedded Claims - Wage Works	2023
10/26/2023	HRA WAIVER Claims 2023	(\$128,317.57)	214	HRA Waiver Claims - Wage Works	2023
10/26/2023	HRA WAIVER D/V Claims 2023	(\$49,610.37)	214	HRA Waiver Claims - Wage Works	2023
10/27/2023	CDHPHRA Claims 2023	(\$129,863.23)	213	HRA Embedded Claims - Wage Works	2023
10/27/2023	HRA WAIVER Claims 2023	(\$80,379.36)	214	HRA Waiver Claims - Wage Works	2023
10/27/2023	HRA WAIVER D/V Claims 2023	(\$24,830.06)	214	HRA Waiver Claims - Wage Works	2023
10/27/2023	Claims 2023	(\$18,713,683.28)	310	Pharmacy Claims - CVS	2023
10/30/2023	CDHPHRA Claims 2023	(\$143,314.75)	213	HRA Embedded Claims - Wage Works	2023
10/30/2023	HRA WAIVER Claims 2023	(\$95,188.20)	214	HRA Waiver Claims - Wage Works	2023
10/30/2023	HRA WAIVER D/V Claims 2023	(\$44,149.02)	214	HRA Waiver Claims - Wage Works	2023
10/31/2023	CDHPHRA Claims 2023	(\$283,690.87)	213	HRA Embedded Claims - Wage Works	2023
10/31/2023	HRA WAIVER Claims 2023	(\$141,555.97)	214	HRA Waiver Claims - Wage Works	2023
10/31/2023	HRA WAIVER D/V Claims 2023	(\$64,609.45)	214	HRA Waiver Claims - Wage Works	2023
10/19/2023	Know Your Rx Coalition	(\$112,500.00)	311	CVS Admin	2023
10/19/2023	Alight Ongoing Dep. Eligibility Audit 09/2023	(\$7,737.20)	219	Ongoing Dependent Eligibility	2023
10/20/2023	pilot acupuncture program	(\$7,142.02)	210	Medical Claims - Anthem	2023

October \$ 5,087,520.08
 Ending Balance \$ 382,304,818.32

Kentucky Employees' Health Plan – Status Report
4th Quarter, 2022
Attachment A – Transaction Report
Page A-10

October Account Summary		
101	Premiums	155,515,313.85
102	HRA Waiver Contribution	4,368,962.00
110	Investment Income	1,741,815.34
120	Drug Rebates - Express Scripts	0.00
121	Drug Rebates - CVS	66,180,674.02
130	Transfers <u>From</u> other plan year(s)	0.00
201	Medical Claims - Humana	0.00
202	Humana Admin	0.00
203	HRA Embedded Claims - Humana	0.00
204	HRA Waiver Claims - Humana	0.00
210	Medical Claims - Anthem	(142,221,846.68)
213	HRA Embedded Claims - Wage Works	(3,312,320.81)
214	HRA Waiver Claims - Wage Works	(2,683,367.84)
215	Anthem Admin	(4,147,557.02)
216	Wage Works Admin	(455,045.50)
217	MDX Medical Admin - Compass Choice	(102,365.95)
218	Rethink BH Services	(85,264.00)
219	Ongoing Dependent Eligibility Audit	(7,737.20)
220	Printing & Postage Services	0.00
221	WebMD Admin	(463,781.87)
222	WebMD Claims	(322,355.00)
301	Pharmacy Claims - Express Scripts	0.00
302	Express Scripts Admin	0.00
310	Pharmacy Claims - CVS	(65,263,282.82)
311	CVS Admin	(1,570,204.16)
500	Transfers <u>To</u> other plan year(s)	0.00
501	Operating Transfer/ Exp & Adj	(2,082,900.00)
502	Transfer for Clinic Cleaning Services	(1,216.28)
503	Voided/NSF/Cancelled Check Fees	0.00
October		\$5,087,520.08

Kentucky Employees' Health Plan – Status Report
 4th Quarter, 2023
 Attachment A – Transaction Report
 Page A-11

November 2023 Cash Transaction Report

DATE	DESCRIPTION	AMOUNT	LRC Code	LRC Description	PL/YR
	Beginning Balance	\$382,304,818.32			
11/28/2023	Repayments - WW - CDHP - HRA - 2020	\$239.89	213	HRA Embedded Claims - Wage Works	2020
11/28/2023	Repayments - WW - HRA Waiver 2016 - 2020	\$718.77	214	HRA Waiver Claims - Wage Works	2020
11/6/2023	Claims 2020	(\$44,811.72)	210	Medical Claims - Anthem	2020
11/14/2023	Claims 2020	\$40,587.92	210	Medical Claims - Anthem	2020
11/21/2023	Claims 2020	\$14,609.11	210	Medical Claims - Anthem	2020
11/28/2023	Claims 2020	\$71,858.13	210	Medical Claims - Anthem	2020
11/29/2023	Correct IET 793 1252400000216 return check charge	\$5.00	503	Voided/NSF/Cancelled Check fees	2020
11/2/2023	Claims 2016 - 2020	(\$4,871.34)	310	Pharmacy Claims - CVS	2020
11/9/2023	Claims 2016 - 2020	(\$11.90)	310	Pharmacy Claims - CVS	2020
11/29/2023	HRA WAIVER D/V Claims 2020	(\$665.00)	214	HRA Waiver Claims - Wage Works	2020
11/28/2023	Repayments - WW - CDHP - HRA - 2021	\$197.46	213	HRA Embedded Claims - Wage Works	2021
11/28/2023	Repayments - WW - HRA Waiver 2021	\$36.98	214	HRA Waiver Claims - Wage Works	2021
11/28/2023	Repayments - WW - HRA Waiver D/V 2021	\$104.96	214	HRA Waiver Claims - Wage Works	2021
11/6/2023	Claims 2021	(\$38,994.85)	210	Medical Claims - Anthem	2021
11/14/2023	Claims 2021	(\$74,935.66)	210	Medical Claims - Anthem	2021
11/21/2023	Claims 2021	\$157,919.27	210	Medical Claims - Anthem	2021
11/28/2023	Claims 2021	\$20,068.26	210	Medical Claims - Anthem	2021
11/1/2023	Replacement payment of WHRA escheated check	(\$82.58)	214	HRA Waiver Claims - Wage Works	2021
11/3/2023	Replacement payment of WDVHRA escheated check	(\$2,700.00)	214	HRA Waiver Claims - Wage Works	2021
11/2/2023	Claims 2021	(\$1,785.89)	310	Pharmacy Claims - CVS	2021
11/9/2023	Claims 2021	(\$27,355.38)	310	Pharmacy Claims - CVS	2021
11/17/2023	Claims 2021	(\$246.29)	310	Pharmacy Claims - CVS	2021
11/29/2023	Claims 2021	\$845.95	310	Pharmacy Claims - CVS	2021
11/28/2023	Repayments - WW - CDHP - HRA - 2022	\$108.40	213	HRA Embedded Claims - Wage Works	2022
11/28/2023	Repayments - WW - HRA Waiver 2022	\$35.89	214	HRA Waiver Claims - Wage Works	2022
11/28/2023	Repayments - WW - HRA Waiver D/V 2020	\$859.25	214	HRA Waiver Claims - Wage Works	2022

Kentucky Employees' Health Plan – Status Report
4th Quarter, 2023
Attachment A – Transaction Report
Page A-12

DATE	DESCRIPTION	AMOUNT	LRC Code	LRC Description	PL/YR
11/28/2023	Repayments - WW - HRA Waiver D/V 2022	\$84.97	214	HRA Waiver Claims - Wage Works	2022
11/6/2023	Claims 2022	(\$40,588.15)	210	Medical Claims - Anthem	2022
11/14/2023	Claims 2022	\$13,618.32	210	Medical Claims - Anthem	2022
11/21/2023	Claims 2022	(\$33,900.72)	210	Medical Claims - Anthem	2022
11/28/2023	Claims 2022	(\$149,487.88)	210	Medical Claims - Anthem	2022
11/2/2023	Claims 2022	(\$1,965.91)	310	Pharmacy Claims - CVS	2022
11/3/2023	CDHPHRA Claims 2022	(\$519.05)	213	HRA Embedded Claims - Wage Works	2022
11/9/2023	Claims 2022	\$62.96	310	Pharmacy Claims - CVS	2022
11/17/2023	Claims 2022	(\$14,613.39)	310	Pharmacy Claims - CVS	2022
11/28/2023	CDHPHRA Claims 2022	\$99.60	213	HRA Embedded Claims - Wage Works	2022
11/28/2023	HRA WAIVER Claims 2022	(\$90.00)	214	HRA Waiver Claims - Wage Works	2022
11/29/2023	Claims 2022	\$661,652.86	310	Pharmacy Claims - CVS	2022
12/4/2023	Investment Income	\$1,492,759.20	110	Investment Income	2023
11/9/2023	Health Insurance Premiums 2023	\$315,875.00	101	Premiums	2023
11/9/2023	Health Insurance Premiums 2023	\$14,632,303.67	101	Premiums	2023
11/22/2023	HRA Waiver 2023	\$317,537.50	102	HRA Waiver Contribution	2023
11/22/2023	Health Insurance Premiums 2023	\$14,715,788.54	101	Premiums	2023
11/6/2023	Health Insurance Premiums 2023	\$10.31	101	Premiums	2023
11/14/2023	HRA Waiver 2023	\$262.50	102	HRA Waiver Contribution	2023
11/14/2023	Health Insurance Premiums 2023	\$3,696.64	101	Premiums	2023
11/16/2023	Health Insurance Premiums 2023	\$1,737.31	101	Premiums	2023
11/29/2023	HRA Waiver 2023	\$175.00	102	HRA Waiver Contribution	2023
11/29/2023	Health Insurance Premiums 2023	\$14,678.75	101	Premiums	2023
11/9/2023	Health Insurance Premiums 2023	(\$180.00)	101	Premiums	2023
11/9/2023	Health Insurance Premiums 2023	\$186.92	101	Premiums	2023
11/15/2023	Judicial Retirement Sys health insurance premiums 10/2023	\$80,772.74	101	Premiums	2023
11/1/2023	Health Insurance Premiums 2023	\$1,339.38	101	Premiums	2023
11/1/2023	Health Insurance Premiums 2023	\$1,810,553.38	101	Premiums	2023
11/1/2023	HRA Waiver 2023	\$1,925.00	102	HRA Waiver Contribution	2023
11/1/2023	HRA Waiver Dental/Vision 2023	\$2,625.00	102	HRA Waiver Contribution	2023
11/1/2023	Health Insurance Premiums 2023	\$1,334.00	101	Premiums	2023
11/2/2023	Health Insurance Premiums 2023	\$241.90	101	Premiums	2023
11/7/2023	Health Insurance Premiums 2023	\$99,944.83	101	Premiums	2023
11/2/2023	Health Insurance Premiums 2023	\$2,463,654.87	101	Premiums	2023
11/2/2023	HRA Waiver 2023	\$7,525.00	102	HRA Waiver Contribution	2023
11/2/2023	HRA Waiver Dental/Vision 2023	\$21,525.00	102	HRA Waiver Contribution	2023
11/3/2023	Fayette Co BOE Oct 2023 Health	\$836,033.53	101	Premiums	2023

Kentucky Employees' Health Plan – Status Report
4th Quarter, 2023
Attachment A – Transaction Report
Page A-13

DATE	DESCRIPTION	AMOUNT	LRC Code	LRC Description	PL/YR
11/3/2023	Health Insurance Premiums 2023	\$136.91	101	Premiums	2023
11/3/2023	Health Insurance Premiums 2023	\$811,663.35	101	Premiums	2023
11/3/2023	HRA Waiver 2023	\$1,750.00	102	HRA Waiver Contribution	2023
11/3/2023	HRA Waiver Dental/Vision 2023	\$175.00	102	HRA Waiver Contribution	2023
11/6/2023	Health Insurance Premiums 2023	\$1,409,299.55	101	Premiums	2023
11/6/2023	HRA Waiver 2023	\$5,250.00	102	HRA Waiver Contribution	2023
11/6/2023	HRA Waiver Dental/Vision 2023	\$4,550.00	102	HRA Waiver Contribution	2023
11/6/2023	Health Insurance Premiums 2023	\$610,616.66	101	Premiums	2023
11/7/2023	Health Insurance Premiums 2023	\$14.26	101	Premiums	2023
11/15/2023	Health Insurance Premiums 2023	\$50,759.67	101	Premiums	2023
11/15/2023	HRA Dental/Vision 2023	\$3,500.00	102	HRA Waiver Contribution	2023
11/15/2023	HRA Waiver 2023	\$2,100.00	102	HRA Waiver Contribution	2023
11/9/2023	Health Insurance Premiums 2023	\$299,132.33	101	Premiums	2023
11/9/2023	HRA Waiver 2023	\$525.00	102	HRA Waiver Contribution	2023
11/9/2023	Health Insurance Premiums 2023	\$89.14	101	Premiums	2023
11/9/2023	Health Insurance Premiums 2023	\$137.06	101	Premiums	2023
11/9/2023	KCTCS Oct 2023 health ins	\$3,504,234.61	101	Premiums	2023
11/13/2023	KCTCS Oct 2023 health premiums	\$186,642.58	101	Premiums	2023
11/13/2023	Health Insurance Premiums 2023	\$334,892.23	101	Premiums	2023
11/13/2023	HRA Waiver 2023	\$525.00	102	HRA Waiver Contribution	2023
11/13/2023	Health Insurance Premiums 2023	\$162.68	101	Premiums	2023
11/13/2023	Health Insurance Premiums 2023	\$101,742.52	101	Premiums	2023
11/13/2023	Health Insurance Premiums 2023	\$448,172.39	101	Premiums	2023
11/13/2023	HRA Waiver 2023	\$350.00	102	HRA Waiver Contribution	2023
11/13/2023	Health Insurance Premiums 2023	\$19,520.72	101	Premiums	2023
11/13/2023	HRA Waiver Dental/Vision 2023	\$875.00	102	HRA Waiver Contribution	2023
11/14/2023	Health Insurance Premiums 2023	\$14,147.68	101	Premiums	2023
11/15/2023	Health Insurance Premiums 2023	\$52.94	101	Premiums	2023
11/15/2023	Health Insurance Premiums 2023	\$192,110.10	101	Premiums	2023
11/15/2023	HRA Waiver 2023	\$350.00	102	HRA Waiver Contribution	2023
11/15/2023	Health Insurance Premiums 2023	(\$2,627.98)	101	Premiums	2023
11/16/2023	Health Insurance Premiums 2023	\$44.57	101	Premiums	2023
11/17/2023	Health Insurance Premiums 2023	\$448,303.73	101	Premiums	2023
11/17/2023	HRA Waiver 2023	\$175.00	102	HRA Waiver Contribution	2023
11/17/2023	HRA Waiver Dental/Vision 2023	\$175.00	102	HRA Waiver Contribution	2023
11/17/2023	Health Insurance Premiums 2023	\$329,631.95	101	Premiums	2023
11/17/2023	HRA Waiver 2023	\$175.00	102	HRA Waiver Contribution	2023
11/17/2023	HRA Waiver Dental/Vision 2023	\$350.00	102	HRA Waiver Contribution	2023
11/20/2023	Health Insurance Premiums 2023	\$517,830.60	101	Premiums	2023
11/20/2023	HRA Waiver 2023	\$6,125.00	102	HRA Waiver Contribution	2023
11/20/2023	HRA Waiver Dental/Vision 2023	\$1,750.00	102	HRA Waiver Contribution	2023

Kentucky Employees' Health Plan – Status Report
4th Quarter, 2023
Attachment A – Transaction Report
Page A-14

DATE	DESCRIPTION	AMOUNT	LRC Code	LRC Description	PL/YR
11/20/2023	Health Insurance Premiums 2023	\$613,519.35	101	Premiums	2023
11/22/2023	Health Insurance Premiums 2023	\$96,831.48	101	Premiums	2023
11/22/2023	Health Insurance Premiums 2023	\$369.92	101	Premiums	2023
11/22/2023	Health Insurance Premiums 2023	\$358,199.48	101	Premiums	2023
11/22/2023	HRA Waiver 2023	\$1,225.00	102	HRA Waiver Contribution	2023
11/22/2023	HRA Waiver Dental/Vision 2023	\$2,537.50	102	HRA Waiver Contribution	2023
11/27/2023	Health Insurance Premiums 2023	\$44.57	101	Premiums	2023
11/28/2023	Health Insurance Premiums 2023	\$748,486.15	101	Premiums	2023
11/27/2023	Health Insurance Premiums 2023	\$557,164.49	101	Premiums	2023
11/27/2023	HRA Waiver 2023	\$1,925.00	102	HRA Waiver Contribution	2023
11/27/2023	HRA Waiver Dental/Vision 2023	\$8,750.00	102	HRA Waiver Contribution	2023
11/27/2023	Health Insurance Premiums 2023	\$93,951.60	101	Premiums	2023
11/27/2023	Health Insurance Premiums 2023	\$55,805.92	101	Premiums	2023
11/29/2023	Health Insurance Premiums 2023	\$28,250.81	101	Premiums	2023
11/28/2023	Health Insurance Premiums 2023	\$53.46	101	Premiums	2023
11/29/2023	Health Insurance Premiums 2023	\$325.88	101	Premiums	2023
11/29/2023	Health Insurance Premiums 2023	\$1,726,689.70	101	Premiums	2023
11/29/2023	HRA Waiver 2023	\$7,175.00	102	HRA Waiver Contribution	2023
11/29/2023	HRA Waiver Dental/Vision 2023	\$4,987.50	102	HRA Waiver Contribution	2023
11/29/2023	Judicial Retirement Sys health insurance premiums 11/2023	\$81,077.06	101	Premiums	2023
11/29/2023	Legislative Retirement Sys health insurance premiums 11/2023	\$2,860.30	101	Premiums	2023
11/29/2023	Legislative Retirement Sys health premiums and admin fees 11/2023	\$27,759.08	101	Premiums	2023
11/29/2023	Jefferson Co BOE Nov 2023 Health	\$1,793,455.33	101	Premiums	2023
11/30/2023	Health Insurance Premiums 2023	\$127.05	101	Premiums	2023
11/1/2023	MDX/SAPPHIRE Care Guidance PER INTERACTION FEES	(\$19,500.00)	217	MDX Medical Admin - Compass Choice	2023
11/1/2023	MDX/COMPASS INCENTIVES	(\$65,850.00)	210	Medical Claims - Anthem	2023
11/2/2023	MONTHLY FITBIT FEE 2023	(\$6,500.00)	221	WebMD Admin	2023
11/2/2023	Rethink 11/2023	(\$85,264.00)	218	Rethink BH Services	2023
11/3/2023	MDX/COMPASS INCENTIVES	(\$1,700.00)	210	Medical Claims - Anthem	2023
11/6/2023	Castlight Hub for Elite and Essential Plus and Care Guides	(\$416,666.67)	215	Anthem Admin	2023
11/6/2023	Claims 2023	(\$26,573,804.51)	210	Medical Claims - Anthem	2023
11/7/2023	ANTHEM ADMIN FEE	(\$3,741,232.05)	215	Anthem Admin	2023
11/8/2023	PHYSICIAN FORM ADMIN FEE 2023	(\$328.60)	221	WebMD Admin	2023

Kentucky Employees' Health Plan – Status Report
4th Quarter, 2023
Attachment A – Transaction Report
Page A-15

DATE	DESCRIPTION	AMOUNT	LRC Code	LRC Description	PL/YR
11/8/2023	COBRA Enrollment Kits ADMIN FEES	(\$116,310.00)	216	WW Health Equity Admin	2023
11/8/2023	COBRA General Notice Fee ADMIN FEES	(\$11,685.00)	216	WW Health Equity Admin	2023
11/8/2023	COBRA MONTHLY (PPPM) ADMIN FEES	(\$35,902.50)	216	WW Health Equity Admin	2023
11/8/2023	ADMIN FEE for members residing in other states	(\$125.59)	215	Anthem Admin	2023
11/9/2023	Castlight Hub and Wellness	(\$416,666.67)	223	Castlight Admin	2023
11/14/2023	Claims 2023	(\$28,331,175.72)	210	Medical Claims - Anthem	2023
11/15/2023	DC FSA 2023	(\$1,489.60)	216	WW Health Equity Admin	2023
11/15/2023	HCDC FSA 2023	(\$2,450.00)	216	WW Health Equity Admin	2023
11/15/2023	HC FSA 2023	(\$67,393.20)	216	WW Health Equity Admin	2023
11/15/2023	HRA 2023	(\$346,337.60)	216	WW Health Equity Admin	2023
11/15/2023	Premise Health 10/2023	(\$102,767.87)	210	Medical Claims - Anthem	2023
11/16/2023	CUSTOMER SERVICE PEPM ADMIN FEE 2023	(\$26,100.00)	221	WebMD Admin	2023
11/16/2023	INCENTIVE FULFILLMENT ADMIN FEE 2023	(\$60,900.00)	221	WebMD Admin	2023
11/16/2023	MONTHLY PORTAL ADMIN FEE 2023	(\$185,600.00)	221	WebMD Admin	2023
11/16/2023	Administration of Paper Claims ADMIN FEE	(\$328.50)	311	CVS Admin	2023
11/16/2023	Electronic Claims Processing ADMIN FEE	(\$88,094.00)	311	CVS Admin	2023
11/17/2023	MONTHLY FITBIT FEE 2023	(\$2,375.00)	221	WebMD Admin	2023
11/20/2023	ANTHEM ADMIN FEE	(\$5,053.05)	215	Anthem Admin	2023
11/20/2023	OLR Reward Redemption 2023	(\$246,915.00)	222	WebMD Claims Reimbursement	2023
11/21/2023	Administration of Paper Claims ADMIN FEE	(\$2,106.00)	311	CVS Admin	2023
11/21/2023	Appeals ADMIN FEE	(\$62,400.00)	311	CVS Admin	2023
11/21/2023	Claims (TDC PMPM) ADMIN FEE	(\$187,696.14)	311	CVS Admin	2023
11/21/2023	Drug Savings Review ADMIN FEE	(\$77,135.40)	311	CVS Admin	2023
11/21/2023	Electronic Claims Processing ADMIN FEE	(\$97,946.64)	311	CVS Admin	2023
11/21/2023	Enhanced Safety & Monitoring ADMIN FEE	(\$10,284.72)	311	CVS Admin	2023
11/21/2023	Nursing Services ADMIN FEE	(\$5,465.00)	311	CVS Admin	2023
11/21/2023	Pharmacy Advisor Counseling ADMIN FEE	(\$154,270.80)	311	CVS Admin	2023
11/21/2023	Prior Authorization ADMIN FEE	(\$208,020.00)	311	CVS Admin	2023

Kentucky Employees' Health Plan – Status Report
4th Quarter, 2023
Attachment A – Transaction Report
Page A-16

DATE	DESCRIPTION	AMOUNT	LRC Code	LRC Description	PL/YR
11/21/2023	PrudentRx ADMIN FEE	(\$142,183.07)	311	CVS Admin	2023
11/21/2023	Claims 2023	(\$26,952,142.11)	210	Medical Claims - Anthem	2023
11/21/2023	OLR Reward Redemption 2023	(\$170,699.00)	222	WebMD Claims Reimbursement	2023
11/28/2023	Claims 2023	(\$32,960,177.52)	210	Medical Claims - Anthem	2023
11/29/2023	COACHING POSTAGE ADMIN FEE 2023	(\$149.48)	221	WebMD Admin	2023
11/29/2023	HEALTH ASSESSMENT PAPER ADMIN FEE 2023	(\$16.60)	221	WebMD Admin	2023
11/29/2023	PHONE/VIRTUAL COACHING/ADMIN FEE 2023	(\$49,008.96)	221	WebMD Admin	2023
11/29/2023	Administration of Paper Claims ADMIN FEE	(\$424.50)	311	CVS Admin	2023
11/29/2023	Electronic Claims Processing ADMIN FEE	(\$102,175.00)	311	CVS Admin	2023
11/3/2023	Health Insurance Refund	(\$44.57)	101	Premiums	2023
11/3/2023	Health Insurance Refund	(\$26.73)	101	Premiums	2023
11/3/2023	Health Insurance Refund	(\$68.53)	101	Premiums	2023
11/3/2023	Health Insurance Refund	(\$85.24)	101	Premiums	2023
11/3/2023	Health Insurance Refund	(\$33.76)	101	Premiums	2023
11/3/2023	Health Insurance Refund	(\$26.73)	101	Premiums	2023
11/3/2023	Health Insurance Refund	(\$128.53)	101	Premiums	2023
11/3/2023	Health Insurance Refund	(\$26.73)	101	Premiums	2023
11/3/2023	Health Insurance Refund	(\$68.53)	101	Premiums	2023
11/3/2023	Health Insurance Refund	(\$26.73)	101	Premiums	2023
11/21/2023	KDE FSA admin fees	\$44,335.20	216	WW Health Equity Admin	2023
11/21/2023	KDE FSA admin fees	\$44,996.00	216	WW Health Equity Admin	2023
11/29/2023	KDE Health Insurance Premiums 2023	\$68,342,927.25	101	Premiums	2023
11/29/2023	KDE HRA Waiver 2023	\$2,238,858.50	102	HRA Waiver Contribution	2023
11/29/2023	KDE HRA Waiver Dental/Vision 2023	\$1,446,995.29	102	HRA Waiver Contribution	2023
11/15/2023	KRS Nov 2023 health insurance premiums	\$25,667,525.78	101	Premiums	2023
11/29/2023	KTRS health insurance premiums 11/2023	\$8,533,233.62	101	Premiums	2023
11/13/2023	October 2023 VELOCITI FRANKFORT CLINIC INSPECTIONS CANX, CHR, 300 BLDG & 500 MERO	(\$1,216.28)	502	Transfer for Clinic Services	2023

Kentucky Employees' Health Plan – Status Report
4th Quarter, 2023
Attachment A – Transaction Report
Page A-17

DATE	DESCRIPTION	AMOUNT	LRC Code	LRC Description	PL/YR
11/1/2023	CDHPHRA Claims 2023	(\$155,473.65)	213	HRA Embedded Claims - Wage Works	2023
11/1/2023	HRA WAIVER Claims 2023	(\$84,685.11)	214	HRA Waiver Claims - Wage Works	2023
11/1/2023	HRA WAIVER D/V Claims 2023	(\$33,964.36)	214	HRA Waiver Claims - Wage Works	2023
11/2/2023	Claims 2023	(\$17,990,688.18)	310	Pharmacy Claims - CVS	2023
11/3/2023	CDHPHRA Claims 2023	(\$189,972.09)	213	HRA Embedded Claims - Wage Works	2023
11/3/2023	HRA WAIVER Claims 2023	(\$115,997.54)	214	HRA Waiver Claims - Wage Works	2023
11/3/2023	HRA WAIVER D/V Claims 2023	(\$43,179.61)	214	HRA Waiver Claims - Wage Works	2023
11/6/2023	CDHPHRA Claims 2023	(\$139,213.98)	213	HRA Embedded Claims - Wage Works	2023
11/6/2023	HRA WAIVER Claims 2023	(\$74,138.18)	214	HRA Waiver Claims - Wage Works	2023
11/6/2023	HRA WAIVER D/V Claims 2023	(\$39,804.74)	214	HRA Waiver Claims - Wage Works	2023
11/7/2023	CDHPHRA Claims 2023	(\$267,354.04)	213	HRA Embedded Claims - Wage Works	2023
11/7/2023	HRA WAIVER Claims 2023	(\$129,682.60)	214	HRA Waiver Claims - Wage Works	2023
11/7/2023	HRA WAIVER D/V Claims 2023	(\$59,680.74)	214	HRA Waiver Claims - Wage Works	2023
11/8/2023	CDHPHRA Claims 2023	(\$172,378.38)	213	HRA Embedded Claims - Wage Works	2023
11/8/2023	HRA WAIVER Claims 2023	(\$87,537.53)	214	HRA Waiver Claims - Wage Works	2023
11/8/2023	HRA WAIVER D/V Claims 2023	(\$44,808.24)	214	HRA Waiver Claims - Wage Works	2023
11/9/2023	CDHPHRA Claims 2023	(\$64,558.70)	213	HRA Embedded Claims - Wage Works	2023
11/9/2023	HRA WAIVER Claims 2023	(\$28,584.46)	214	HRA Waiver Claims - Wage Works	2023
11/9/2023	HRA WAIVER D/V Claims 2023	(\$8,535.98)	214	HRA Waiver Claims - Wage Works	2023
11/9/2023	Claims 2023	(\$15,377,201.23)	310	Pharmacy Claims - CVS	2023
11/10/2023	CDHPHRA Claims 2023	(\$128,560.82)	213	HRA Embedded Claims - Wage Works	2023
11/10/2023	HRA WAIVER Claims 2023	(\$76,706.79)	214	HRA Waiver Claims - Wage Works	2023
11/10/2023	HRA WAIVER D/V Claims 2023	(\$30,015.45)	214	HRA Waiver Claims - Wage Works	2023
11/14/2023	CDHPHRA Claims 2023	(\$433,856.79)	213	HRA Embedded Claims - Wage Works	2023
11/14/2023	HRA WAIVER Claims 2023	(\$262,452.46)	214	HRA Waiver Claims - Wage Works	2023
11/14/2023	HRA WAIVER D/V Claims 2023	(\$107,960.55)	214	HRA Waiver Claims - Wage Works	2023
11/15/2023	CDHPHRA Claims 2023	(\$153,121.66)	213	HRA Embedded Claims - Wage Works	2023
11/15/2023	HRA WAIVER Claims 2023	(\$87,158.83)	214	HRA Waiver Claims - Wage Works	2023
11/15/2023	HRA WAIVER D/V Claims 2023	(\$29,852.71)	214	HRA Waiver Claims - Wage Works	2023
11/16/2023	CDHPHRA Claims 2023	(\$72,493.03)	213	HRA Embedded Claims - Wage Works	2023
11/16/2023	HRA WAIVER Claims 2023	(\$52,715.38)	214	HRA Waiver Claims - Wage Works	2023

Kentucky Employees' Health Plan – Status Report
4th Quarter, 2023
Attachment A – Transaction Report
Page A-18

DATE	DESCRIPTION	AMOUNT	LRC Code	LRC Description	PL/YR
11/16/2023	HRA WAIVER D/V Claims 2023	(\$14,380.13)	214	HRA Waiver Claims - Wage Works	2023
11/17/2023	Claims 2023	(\$17,975,767.82)	310	Pharmacy Claims - CVS	2023
11/17/2023	CDHPHRA Claims 2023	(\$131,517.95)	213	HRA Embedded Claims - Wage Works	2023
11/17/2023	HRA WAIVER Claims 2023	(\$84,800.61)	214	HRA Waiver Claims - Wage Works	2023
11/17/2023	HRA WAIVER D/V Claims 2023	(\$27,366.59)	214	HRA Waiver Claims - Wage Works	2023
11/20/2023	CDHPHRA Claims 2023	(\$146,977.67)	213	HRA Embedded Claims - Wage Works	2023
11/20/2023	HRA WAIVER Claims 2023	(\$72,931.64)	214	HRA Waiver Claims - Wage Works	2023
11/20/2023	HRA WAIVER D/V Claims 2023	(\$35,321.92)	214	HRA Waiver Claims - Wage Works	2023
11/21/2023	CDHPHRA Claims 2023	(\$336,373.85)	213	HRA Embedded Claims - Wage Works	2023
11/21/2023	HRA WAIVER Claims 2023	(\$158,782.62)	214	HRA Waiver Claims - Wage Works	2023
11/21/2023	HRA WAIVER D/V Claims 2023	(\$95,554.10)	214	HRA Waiver Claims - Wage Works	2023
11/22/2023	CDHPHRA Claims 2023	(\$177,526.63)	213	HRA Embedded Claims - Wage Works	2023
11/22/2023	HRA WAIVER Claims 2023	(\$95,955.22)	214	HRA Waiver Claims - Wage Works	2023
11/22/2023	HRA WAIVER D/V Claims 2023	(\$38,961.72)	214	HRA Waiver Claims - Wage Works	2023
11/27/2023	CDHPHRA Claims 2023	(\$61,634.10)	213	HRA Embedded Claims - Wage Works	2023
11/27/2023	HRA WAIVER Claims 2023	(\$36,865.25)	214	HRA Waiver Claims - Wage Works	2023
11/27/2023	HRA WAIVER D/V Claims 2023	(\$10,830.08)	214	HRA Waiver Claims - Wage Works	2023
11/28/2023	CDHPHRA Claims 2023	(\$497,392.57)	213	HRA Embedded Claims - Wage Works	2023
11/28/2023	HRA WAIVER Claims 2023	(\$273,388.61)	214	HRA Waiver Claims - Wage Works	2023
11/28/2023	HRA WAIVER D/V Claims 2023	(\$121,220.27)	214	HRA Waiver Claims - Wage Works	2023
11/29/2023	CDHPHRA Claims 2023	(\$125,355.54)	213	HRA Embedded Claims - Wage Works	2023
11/29/2023	HRA WAIVER Claims 2023	(\$53,363.18)	214	HRA Waiver Claims - Wage Works	2023
11/29/2023	HRA WAIVER D/V Claims 2023	(\$26,265.33)	214	HRA Waiver Claims - Wage Works	2023
11/29/2023	Claims 2023	(\$16,409,043.14)	310	Pharmacy Claims - CVS	2023
11/30/2023	CDHPHRA Claims 2023	(\$47,816.25)	213	HRA Embedded Claims - Wage Works	2023
11/30/2023	HRA WAIVER Claims 2023	(\$31,430.64)	214	HRA Waiver Claims - Wage Works	2023
11/30/2023	HRA WAIVER D/V Claims 2023	(\$6,831.35)	214	HRA Waiver Claims - Wage Works	2023
11/21/2023	Health Ins. Dep. Eligibility Audit 07/01/2023 - 06/30/2024	(\$12,820.20)	219	Ongoing Dependent Eligibility	2023

November (\$36,587,129.49)
Ending Balance \$345,717,688.83

Kentucky Employees' Health Plan – Status Report

4th Quarter, 2023

Attachment A – Transaction Report

Page A-19

November Account Summary		
101	Premiums	152,982,804.22
102	HRA Waiver Contribution	4,092,728.79
110	Investment Income	1,492,759.20
120	Drug Rebates - Express Scripts	0.00
121	Drug Rebates - CVS	0.00
130	Transfers <u>From</u> other plan year(s)	0.00
201	Medical Claims - Humana	0.00
202	Humana Admin	0.00
203	HRA Embedded Claims - Humana	0.00
204	HRA Waiver Claims - Humana	0.00
210	Medical Claims - Anthem	(115,051,675.70)
211	Carrum Claims	0.00
213	HRA Embedded Claims - Wage Works	(3,301,451.40)
214	HRA Waiver Claims - Wage Works	(2,583,407.28)
215	Anthem Admin	(4,163,077.36)
216	Wage Works Admin	(492,236.70)
217	MDX Medical Admin - Compass Choice	(19,500.00)
218	Rethink BH Services	(85,264.00)
219	Ongoing Dependent Eligibility Audit	(12,820.20)
220	Printing & Postage Services	0.00
221	WebMD Admin	(330,978.64)
222	WebMD Claims	(417,614.00)
223	Castlight Admin	(416,666.67)
224	Castlight Rewards	0.00
301	Pharmacy Claims - Express Scripts	0.00
302	Express Scripts Admin	0.00
310	Pharmacy Claims - CVS	(67,140,988.70)
311	CVS Admin	(1,138,529.77)
312	Pharmacy claims monitoring/audit	0.00
500	Transfers <u>To</u> other plan year(s)	0.00
501	Operating Transfer/ Exp & Adj	0.00
502	Transfer for Clinic Cleaning Services	(1,216.28)
503	Voided/NSF/Cancelled Check Fees	5.00
	November	(\$36,587,129.49)

December 2023 Cash Transaction Report

DATE	DESCRIPTION	AMOUNT	LRC Code	LRC Description	PL/YR
	<u>Beginning Balance</u>	<u>\$345,717,688.83</u>			
12/7/2023	Repayments - WW - CDHP - HRA - 2020	\$258.91	213	HRA Embedded Claims - Wage Works	2020
12/7/2023	Repayments - WW - HRA Waiver 2016 - 2020	\$116.57	214	HRA Waiver Claims - Wage Works	2020
12/13/2023	Unclaimed - WW - CDHPHRA - 2020	\$13.44	213	HRA Embedded Claims - Wage Works	2020
12/13/2023	Unclaimed - WW - WHRA - 2020	\$170.00	214	HRA Waiver Claims - Wage Works	2020
12/5/2023	Claims 2020	(\$209,597.38)	210	Medical Claims - Anthem	2020
12/13/2023	Claims 2020	(\$20,747.67)	210	Medical Claims - Anthem	2020
12/19/2023	Claims 2020	\$13,755.39	210	Medical Claims - Anthem	2020
12/27/2023	Claims 2020	\$88,132.65	210	Medical Claims - Anthem	2020
12/15/2023	Claims 2016 - 2020	(\$73.46)	310	Pharmacy Claims - CVS	2020
12/7/2023	Repayments - WW - CDHP - HRA - 2021	\$76.86	213	HRA Embedded Claims - Wage Works	2021
12/7/2023	Repayments - WW - HRA Waiver 2021	\$39.00	214	HRA Waiver Claims - Wage Works	2021
12/13/2023	Unclaimed - WW - CDHPHRA - 2021	\$6,006.84	213	HRA Embedded Claims - Wage Works	2021
12/13/2023	Unclaimed - WW - WHRA - 2021	\$2,691.15	214	HRA Waiver Claims - Wage Works	2021
12/5/2023	Claims 2021	\$61,028.02	210	Medical Claims - Anthem	2021
12/13/2023	Claims 2021	\$3,874.23	210	Medical Claims - Anthem	2021
12/19/2023	Claims 2021	(\$4,219.95)	210	Medical Claims - Anthem	2021
12/27/2023	Claims 2021	\$124,462.02	210	Medical Claims - Anthem	2021
12/15/2023	Claims 2021	(\$1,253.46)	310	Pharmacy Claims - CVS	2021
12/7/2023	Repayments - WW - CDHP - HRA - 2022	\$816.38	213	HRA Embedded Claims - Wage Works	2022
12/7/2023	Repayments - WW - HRA Waiver 2022	\$39.99	214	HRA Waiver Claims - Wage Works	2022
12/7/2023	Repayments - WW - HRA Waiver D/V 2020	\$3.00	214	HRA Waiver Claims - Wage Works	2022
12/13/2023	Unclaimed - WW - CDHPHRA - 2022	\$2,778.06	213	HRA Embedded Claims - Wage Works	2022
12/13/2023	Unclaimed - WW - WDVHRA 2022	\$892.10	214	HRA Waiver Claims - Wage Works	2022
12/13/2023	Unclaimed - WW - WHRA - 2022	\$1,210.60	214	HRA Waiver Claims - Wage Works	2022
12/5/2023	Claims 2022	\$66,374.66	210	Medical Claims - Anthem	2022
12/13/2023	Claims 2022	(\$19,380.40)	210	Medical Claims - Anthem	2022
12/19/2023	Claims 2022	(\$94,279.17)	210	Medical Claims - Anthem	2022
12/27/2023	Claims 2022	\$274,575.47	210	Medical Claims - Anthem	2022

Kentucky Employees' Health Plan – Status Report
4th Quarter, 2023
Attachment A – Transaction Report
Page A-21

DATE	DESCRIPTION	AMOUNT	LRC Code	LRC Description	PL/YR
12/4/2023	Claims 2022	\$282,163.24	310	Pharmacy Claims - CVS	2022
12/15/2023	Claims 2022	\$6,360.43	310	Pharmacy Claims - CVS	2022
12/20/2023	Claims 2022	(\$4,550.05)	310	Pharmacy Claims - CVS	2022
1/3/2024	Investment Income	\$1,429,458.67	110	Investment Income	2023
12/11/2023	HRA Waiver 2023	\$315,612.50	102	HRA Waiver Contribution	2023
12/11/2023	Health Insurance Premiums 2023	\$14,730,952.84	101	Premiums	2023
12/22/2023	HRA Waiver 2023	\$319,200.00	102	HRA Waiver Contribution	2023
12/22/2023	Health Insurance Premiums 2023	\$14,825,869.61	101	Premiums	2023
12/1/2023	Health Insurance Premiums 2023	\$443.55	101	Premiums	2023
12/6/2023	Health Insurance Premiums 2023	\$2,210.20	101	Premiums	2023
12/14/2023	Health Insurance Premiums 2023	\$406.51	101	Premiums	2023
12/18/2023	Health Insurance Premiums 2023	\$2,066.14	101	Premiums	2023
12/27/2023	HRA Waiver 2023	\$87.50	102	HRA Waiver Contribution	2023
12/27/2023	Health Insurance Premiums 2023	\$3,416.14	101	Premiums	2023
12/5/2023	Judicial Retirement Sys health insurance premiums 11/2023	\$5,101.66	101	Premiums	2023
12/1/2023	Health Insurance Premiums 2023	\$1,429,563.23	101	Premiums	2023
12/1/2023	HRA Waiver 2023	\$2,144.50	102	HRA Waiver Contribution	2023
12/1/2023	HRA Waiver Dental/Vision 2023	\$525.00	102	HRA Waiver Contribution	2023
12/4/2023	Health Insurance Premiums 2023	\$1,251,011.67	101	Premiums	2023
12/4/2023	HRA Waiver 2023	\$1,225.00	102	HRA Waiver Contribution	2023
12/4/2023	HRA Waiver Dental/Vision 2023	\$1,750.00	102	HRA Waiver Contribution	2023
12/4/2023	Health Insurance Premiums 2023	\$304.14	101	Premiums	2023
12/4/2023	Health Insurance Premiums 2023	\$3,146,421.16	101	Premiums	2023
12/4/2023	HRA Waiver 2023	\$10,587.50	102	HRA Waiver Contribution	2023
12/4/2023	HRA Waiver Dental/Vision 2023	\$22,837.50	102	HRA Waiver Contribution	2023
12/4/2023	Health Insurance Premiums 2023	\$1,071,199.45	101	Premiums	2023
12/4/2023	HRA Waiver 2023	\$3,325.00	102	HRA Waiver Contribution	2023
12/4/2023	HRA Waiver Dental/Vision 2023	\$875.00	102	HRA Waiver Contribution	2023
12/4/2023	Health Insurance Premiums 2023	\$1,117.34	101	Premiums	2023
12/5/2023	Health Insurance Premiums 2023	\$10,252.46	101	Premiums	2023
12/6/2023	Fayette Co BOE Nov 2023 Health	\$844,822.02	101	Premiums	2023
12/5/2023	KCTCS Nov 2023 health ins	\$3,503,695.62	101	Premiums	2023
12/5/2023	KCTCS Nov 2023 health premiums	\$191,076.20	101	Premiums	2023
12/6/2023	Health Insurance Premiums 2023	\$98,007.28	101	Premiums	2023
12/6/2023	Health Insurance Premiums 2023	\$1,021,033.23	101	Premiums	2023
12/6/2023	HRA Waiver 2023	\$3,325.00	102	HRA Waiver Contribution	2023
12/6/2023	HRA Waiver Dental/Vision 2023	\$4,025.00	102	HRA Waiver Contribution	2023
12/7/2023	COBRA premiums Oct 2023 - WW	\$228,100.12	101	Premiums	2023
12/6/2023	Health Insurance Premiums 2023	\$1,327.66	101	Premiums	2023
12/8/2023	Health Insurance Premiums 2023	\$961,293.31	101	Premiums	2023

Kentucky Employees' Health Plan – Status Report
4th Quarter, 2023
Attachment A – Transaction Report
Page A-22

DATE	DESCRIPTION	AMOUNT	LRC Code	LRC Description	PL/YR
12/13/2023	Health Insurance Premiums 2023	\$386.52	101	Premiums	2023
12/8/2023	Health Insurance Premiums 2023	\$349.10	101	Premiums	2023
12/8/2023	Health Insurance Premiums 2023	\$441,460.49	101	Premiums	2023
12/8/2023	HRA Waiver 2023	\$2,625.00	102	HRA Waiver Contribution	2023
12/8/2023	HRA Waiver Dental/Vision 2023	\$875.00	102	HRA Waiver Contribution	2023
12/8/2023	2023 HDS U&C Service Warranty	\$944,390.88	121	Drug Rebates - CVS	2023
12/11/2023	Health Insurance Premiums 2023	\$20,732.00	101	Premiums	2023
12/11/2023	Health Insurance Premiums 2023	\$189,026.95	101	Premiums	2023
12/11/2023	HRA Waiver 2023	\$525.00	102	HRA Waiver Contribution	2023
12/20/2023	Health Insurance Premiums 2023	\$519.47	101	Premiums	2023
12/13/2023	Health Insurance Premiums 2023	\$212.74	101	Premiums	2023
12/18/2023	Health Insurance Premiums 2023	\$9,704.42	101	Premiums	2023
12/13/2023	Health Insurance Premiums 2023	\$327,850.17	101	Premiums	2023
12/13/2023	HRA Waiver 2023	\$350.00	102	HRA Waiver Contribution	2023
12/13/2023	HRA Waiver Dental/Vision 2023	\$175.00	102	HRA Waiver Contribution	2023
12/14/2023	Health Insurance Premiums 2023	\$423,685.91	101	Premiums	2023
12/14/2023	HRA Waiver 2023	\$350.00	102	HRA Waiver Contribution	2023
12/18/2023	Health Insurance Premiums 2023	\$51,928.08	101	Premiums	2023
12/18/2023	HRA Dental/Vision 2023	\$3,500.00	102	HRA Waiver Contribution	2023
12/18/2023	HRA Waiver 2023	\$2,100.00	102	HRA Waiver Contribution	2023
12/15/2023	Health Insurance Premiums 2023	\$298,128.76	101	Premiums	2023
12/15/2023	HRA Waiver 2023	\$175.00	102	HRA Waiver Contribution	2023
12/18/2023	Health Insurance Premiums 2023	\$26.73	101	Premiums	2023
12/19/2023	Health Insurance Premiums 2023	\$956,497.76	101	Premiums	2023
12/19/2023	HRA Waiver 2023	\$175.00	102	HRA Waiver Contribution	2023
12/19/2023	HRA Waiver Dental/Vision 2023	\$875.00	102	HRA Waiver Contribution	2023
12/19/2023	Health Insurance Premiums 2023	\$652,244.26	101	Premiums	2023
12/19/2023	HRA Waiver 2023	\$175.00	102	HRA Waiver Contribution	2023
12/19/2023	HRA Waiver Dental/Vision 2023	\$350.00	102	HRA Waiver Contribution	2023
12/21/2023	Health Insurance Premiums 2023	\$2,460.28	101	Premiums	2023
12/19/2023	COBRA premiums Nov 2023 - WW	\$205,776.62	101	Premiums	2023
12/20/2023	Health Insurance Premiums 2023	\$456,131.64	101	Premiums	2023
12/20/2023	HRA Waiver 2023	\$175.00	102	HRA Waiver Contribution	2023
12/20/2023	HRA Waiver Dental/Vision 2023	\$175.00	102	HRA Waiver Contribution	2023
12/21/2023	Health Insurance Premiums 2023	\$705.37	101	Premiums	2023
12/27/2023	Health Insurance Premiums 2023	\$535.98	101	Premiums	2023
12/21/2023	Health Insurance Premiums 2023	\$530.78	101	Premiums	2023
12/21/2023	Health Insurance Premiums 2023	\$1,053,221.58	101	Premiums	2023
12/21/2023	HRA Waiver 2023	\$7,875.00	102	HRA Waiver Contribution	2023
12/21/2023	HRA Waiver Dental/Vision 2023	\$4,550.00	102	HRA Waiver Contribution	2023

Kentucky Employees' Health Plan – Status Report
4th Quarter, 2023
Attachment A – Transaction Report
Page A-23

DATE	DESCRIPTION	AMOUNT	LRC Code	LRC Description	PL/YR
12/27/2023	Judicial Retirement Sys health insurance premiums 12/2023	\$5,101.66	101	Premiums	2023
12/27/2023	Judicial Retirement Sys health insurance premiums 12/2023	\$76,658.58	101	Premiums	2023
12/27/2023	Legislative Retirement Sys health insurance premiums 12/2023	\$2,860.30	101	Premiums	2023
12/27/2023	Legislative Retirement Sys health premiums and admin fees 12/2023	\$25,133.02	101	Premiums	2023
12/22/2023	Health Insurance Premiums 2023	\$26.73	101	Premiums	2023
12/22/2023	Health Insurance Premiums 2023	\$931,315.00	101	Premiums	2023
12/22/2023	HRA Waiver 2023	\$2,275.00	102	HRA Waiver Contribution	2023
12/22/2023	HRA Waiver Dental/Vision 2023	\$2,625.00	102	HRA Waiver Contribution	2023
12/27/2023	Jefferson Co BOE Dec 2023 Health	\$1,794,835.79	101	Premiums	2023
12/28/2023	Health Insurance Premiums 2023	\$940,289.02	101	Premiums	2023
12/28/2023	HRA Waiver 2023	\$1,925.00	102	HRA Waiver Contribution	2023
12/28/2023	HRA Waiver Dental/Vision 2023	\$1,050.00	102	HRA Waiver Contribution	2023
12/28/2023	Health Insurance Premiums 2023	\$1,150,778.14	101	Premiums	2023
12/28/2023	HRA Waiver 2023	\$7,962.50	102	HRA Waiver Contribution	2023
12/28/2023	HRA Waiver Dental/Vision 2023	\$16,971.00	102	HRA Waiver Contribution	2023
12/28/2023	Health Insurance Premiums 2023	\$371,072.07	101	Premiums	2023
12/27/2023	Fayette Co BOE Dec 2023 Health	\$849,344.99	101	Premiums	2023
12/28/2023	Health Insurance Premiums 2023	\$95,760.94	101	Premiums	2023
12/28/2023	Health Insurance Premiums 2023	\$657.43	101	Premiums	2023
12/28/2023	Health Insurance Premiums 2023	\$117,129.79	101	Premiums	2023
12/28/2023	HRA Waiver 2023	\$525.00	102	HRA Waiver Contribution	2023
12/4/2023	Administration of Paper Claims ADMIN FEE	(\$2,463.00)	311	CVS Admin	2023
12/4/2023	Electronic Claims Processing ADMIN FEE	(\$94,798.00)	311	CVS Admin	2023
12/5/2023	PHYSICIAN FORM ADMIN FEE 2023	(\$487.60)	221	WebMD Admin	2023
12/5/2023	MDx SAPPHERE - CARE GUIDANCE FEES	(\$26,031.00)	217	MDX Medical Admin - Compass Choice	2023
12/5/2023	MDx SAPPHERE - SMARTSHOPPER ADMIN FEES	(\$76,738.75)	217	MDX Medical Admin - Compass Choice	2023
12/5/2023	MDX/COMPASS INCENTIVES	(\$65,205.00)	210	Medical Claims - Anthem	2023
12/5/2023	Claims 2023	(\$21,555,650.37)	210	Medical Claims - Anthem	2023
12/5/2023	Rethink 12/2023	(\$85,264.00)	218	Rethink BH Services	2023
12/6/2023	OLR Reward Redemption 2023	(\$280,681.00)	222	WebMD Claims Reimbursement	2023

Kentucky Employees' Health Plan – Status Report
4th Quarter, 2023
Attachment A – Transaction Report
Page A-24

DATE	DESCRIPTION	AMOUNT	LRC Code	LRC Description	PL/YR
12/7/2023	DC FSA 2023	(\$1,492.40)	216	WW Health Equity Admin	2023
12/7/2023	HCDC FSA 2023	(\$2,450.00)	216	WW Health Equity Admin	2023
12/7/2023	HC FSA 2023	(\$67,650.80)	216	WW Health Equity Admin	2023
12/7/2023	HRA 2023	(\$349,683.60)	216	WW Health Equity Admin	2023
12/13/2023	Claims 2023	(\$30,476,996.97)	210	Medical Claims - Anthem	2023
12/14/2023	COBRA Enrollment Kits ADMIN FEES	(\$19,005.00)	216	WW Health Equity Admin	2023
12/14/2023	COBRA General Notice Fee ADMIN FEES	(\$9,045.00)	216	WW Health Equity Admin	2023
12/14/2023	COBRA MONTHLY (PPPM) ADMIN FEES	(\$35,902.50)	216	WW Health Equity Admin	2023
12/14/2023	Administration of Paper Claims ADMIN FEE	(\$63.00)	311	CVS Admin	2023
12/14/2023	Appeals ADMIN FEE	(\$76,800.00)	311	CVS Admin	2023
12/14/2023	Claims (TDC PMPM) ADMIN FEE	(\$190,639.50)	311	CVS Admin	2023
12/14/2023	Drug Savings Review ADMIN FEE	(\$78,345.00)	311	CVS Admin	2023
12/14/2023	Electronic Claims Processing ADMIN FEE	(\$85,860.18)	311	CVS Admin	2023
12/14/2023	Enhanced Safety & Monitoring ADMIN FEE	(\$10,446.00)	311	CVS Admin	2023
12/14/2023	Nursing Services ADMIN FEE	(\$5,440.00)	311	CVS Admin	2023
12/14/2023	Per Diem Fees ADMIN FEE	(\$1,950.00)	311	CVS Admin	2023
12/14/2023	Pharmacy Advisor Counseling ADMIN FEE	(\$156,690.00)	311	CVS Admin	2023
12/14/2023	Prior Authorization ADMIN FEE	(\$248,640.00)	311	CVS Admin	2023
12/14/2023	PrudentRx ADMIN FEE	(\$192,480.26)	311	CVS Admin	2023
12/14/2023	ADMIN FEE for members residing in other states	(\$175.10)	215	Anthem Admin	2023
12/15/2023	Administration of Paper Claims ADMIN FEE	(\$754.50)	311	CVS Admin	2023
12/15/2023	Electronic Claims Processing ADMIN FEE	(\$90,867.00)	311	CVS Admin	2023
12/15/2023	ANTHEM ADMIN FEE	(\$3,746,952.00)	215	Anthem Admin	2023
12/18/2023	COACHING POSTAGE ADMIN FEE 2023	(\$80.44)	221	WebMD Admin	2023
12/18/2023	HEALTH ASSESSMENT PAPER ADMIN FEE 2023	(\$33.20)	221	WebMD Admin	2023
12/18/2023	PHONE/VIRTUAL COACHING/ADMIN FEE 2023	(\$50,865.36)	221	WebMD Admin	2023
12/18/2023	PHYSICIAN FORM ADMIN FEE 2023	(\$625.40)	221	WebMD Admin	2023

Kentucky Employees' Health Plan – Status Report
4th Quarter, 2023
Attachment A – Transaction Report
Page A-25

DATE	DESCRIPTION	AMOUNT	LRC Code	LRC Description	PL/YR
12/18/2023	ANTHEM ADMIN FEE	(\$5,078.70)	215	Anthem Admin	2023
12/19/2023	CUSTOMER SERVICE PEPM ADMIN FEE 2023	(\$26,100.00)	221	WebMD Admin	2023
12/19/2023	INCENTIVE FULFILLMENT ADMIN FEE 2023	(\$60,900.00)	221	WebMD Admin	2023
12/19/2023	MONTHLY PORTAL ADMIN FEE 2023	(\$185,600.00)	221	WebMD Admin	2023
12/19/2023	MDx SAPPHIRE - CARE GUIDANCE FEES	(\$26,068.70)	217	MDX Medical Admin - Compass Choice	2023
12/19/2023	MDX SAPPHIRE - SMARTSHOPPER ADMIN FEES	(\$76,867.45)	217	MDX Medical Admin - Compass Choice	2023
12/19/2023	MDX/SAPPHIRE Care Guidance PER INTERACTION FEES	(\$21,000.00)	217	MDX Medical Admin - Compass Choice	2023
12/19/2023	Claims 2023	(\$30,946,564.27)	210	Medical Claims - Anthem	2023
12/19/2023	OLR Reward Redemption 2023	(\$450,424.00)	222	WebMD Claims Reimbursement	2023
12/20/2023	MONTHLY FITBIT FEE 2023	(\$2,275.00)	221	WebMD Admin	2023
12/20/2023	Castlight Hub and Wellness	(\$416,666.67)	223	Castlight Admin	2023
12/22/2023	Administration of Paper Claims ADMIN FEE	(\$16.50)	311	CVS Admin	2023
12/22/2023	Electronic Claims Processing ADMIN FEE	(\$106,061.00)	311	CVS Admin	2023
12/22/2023	MDX/COMPASS INCENTIVES	(\$75,145.00)	210	Medical Claims - Anthem	2023
12/22/2023	MDX/COMPASS INCENTIVES	(\$1,200.00)	210	Medical Claims - Anthem	2023
12/22/2023	MDX/SAPPHIRE Care Guidance PER INTERACTION FEES	(\$25,500.00)	217	MDX Medical Admin - Compass Choice	2023
12/27/2023	Claims 2023	(\$32,240,213.09)	210	Medical Claims - Anthem	2023
12/14/2023	Health Insurance Refund	(\$89.14)	101	Premiums	2023
12/28/2023	Health Insurance Refund	(\$53.46)	101	Premiums	2023
12/14/2023	Health Insurance Refund	(\$80.00)	101	Premiums	2023
12/14/2023	Health Insurance Refund	(\$232.42)	101	Premiums	2023
12/28/2023	Health Insurance Refund	(\$154.32)	101	Premiums	2023
12/14/2023	Health Insurance Refund	(\$44.57)	101	Premiums	2023
12/14/2023	Health Insurance Refund	(\$43.45)	101	Premiums	2023
12/28/2023	Health Insurance Refund	(\$266.92)	101	Premiums	2023
12/14/2023	Health Insurance Refund	(\$947.12)	101	Premiums	2023
12/14/2023	Health Insurance Refund	(\$26.73)	101	Premiums	2023
12/14/2023	Health Insurance Refund	(\$26.73)	101	Premiums	2023
12/14/2023	Health Insurance Refund	(\$44.57)	101	Premiums	2023
12/14/2023	Health Insurance Refund	(\$509.01)	101	Premiums	2023
12/14/2023	Health Insurance Refund	(\$68.53)	101	Premiums	2023
12/14/2023	Health Insurance Refund	(\$43.45)	101	Premiums	2023

Kentucky Employees' Health Plan – Status Report

4th Quarter, 2023

Attachment A – Transaction Report

Page A-26

DATE	DESCRIPTION	AMOUNT	LRC Code	LRC Description	PL/YR
12/14/2023	Health Insurance Refund	(\$70.85)	101	Premiums	2023
12/14/2023	Health Insurance Refund	(\$28.34)	101	Premiums	2023
12/14/2023	Health Insurance Refund	(\$44.57)	101	Premiums	2023
12/14/2023	Health Insurance Refund	(\$26.73)	101	Premiums	2023
12/14/2023	Health Insurance Refund	(\$44.57)	101	Premiums	2023
12/14/2023	Health Insurance Refund	(\$8,056.05)	101	Premiums	2023
12/14/2023	KDE FSA admin fees	\$45,082.80	216	WW Health Equity Admin	2023
12/21/2023	KDE Health Insurance Premiums 2023	\$68,402,722.98	101	Premiums	2023
12/21/2023	KDE HRA Waiver 2023	\$2,257,412.50	102	HRA Waiver Contribution	2023
12/21/2023	KDE HRA Waiver Dental/Vision 2023	\$1,456,342.00	102	HRA Waiver Contribution	2023
12/14/2023	KRS Dec 2023 health insurance premiums	\$25,535,406.79	101	Premiums	2023
12/27/2023	KTRS health insurance premiums 12/2023	\$8,449,936.62	101	Premiums	2023
12/1/2023	CDHPHRA Claims 2023	(\$151,992.35)	213	HRA Embedded Claims - Wage Works	2023
12/1/2023	HRA WAIVER Claims 2023	(\$88,880.87)	214	HRA Waiver Claims - Wage Works	2023
12/1/2023	HRA WAIVER D/V Claims 2023	(\$33,917.37)	214	HRA Waiver Claims - Wage Works	2023
12/4/2023	CDHPHRA Claims 2023	(\$153,533.93)	213	HRA Embedded Claims - Wage Works	2023
12/4/2023	HRA WAIVER Claims 2023	(\$80,628.10)	214	HRA Waiver Claims - Wage Works	2023
12/4/2023	HRA WAIVER D/V Claims 2023	(\$35,494.88)	214	HRA Waiver Claims - Wage Works	2023
12/4/2023	Claims 2023	(\$16,061,802.34)	310	Pharmacy Claims - CVS	2023
12/5/2023	CDHPHRA Claims 2023	(\$289,058.54)	213	HRA Embedded Claims - Wage Works	2023
12/5/2023	HRA WAIVER Claims 2023	(\$149,721.37)	214	HRA Waiver Claims - Wage Works	2023
12/5/2023	HRA WAIVER D/V Claims 2023	(\$95,661.73)	214	HRA Waiver Claims - Wage Works	2023
12/6/2023	CDHPHRA Claims 2023	(\$175,688.08)	213	HRA Embedded Claims - Wage Works	2023
12/6/2023	HRA WAIVER Claims 2023	(\$96,807.45)	214	HRA Waiver Claims - Wage Works	2023
12/6/2023	HRA WAIVER D/V Claims 2023	(\$48,355.87)	214	HRA Waiver Claims - Wage Works	2023
12/7/2023	CDHPHRA Claims 2023	(\$70,234.22)	213	HRA Embedded Claims - Wage Works	2023
12/7/2023	HRA WAIVER Claims 2023	(\$38,786.81)	214	HRA Waiver Claims - Wage Works	2023
12/7/2023	HRA WAIVER D/V Claims 2023	(\$18,782.25)	214	HRA Waiver Claims - Wage Works	2023
12/8/2023	CDHPHRA Claims 2023	(\$213,334.23)	213	HRA Embedded Claims - Wage Works	2023
12/8/2023	HRA WAIVER Claims 2023	(\$108,579.89)	214	HRA Waiver Claims - Wage Works	2023
12/8/2023	HRA WAIVER D/V Claims 2023	(\$75,939.84)	214	HRA Waiver Claims - Wage Works	2023

Kentucky Employees' Health Plan – Status Report
4th Quarter, 2023
Attachment A – Transaction Report
Page A-27

DATE	DESCRIPTION	AMOUNT	LRC Code	LRC Description	PL/YR
12/11/2023	CDHPHRA Claims 2023	(\$252,715.30)	213	HRA Embedded Claims - Wage Works	2023
12/11/2023	HRA WAIVER Claims 2023	(\$113,854.70)	214	HRA Waiver Claims - Wage Works	2023
12/11/2023	HRA WAIVER D/V Claims 2023	(\$59,344.64)	214	HRA Waiver Claims - Wage Works	2023
12/12/2023	CDHPHRA Claims 2023	(\$402,071.07)	213	HRA Embedded Claims - Wage Works	2023
12/12/2023	HRA WAIVER Claims 2023	(\$178,709.92)	214	HRA Waiver Claims - Wage Works	2023
12/12/2023	HRA WAIVER D/V Claims 2023	(\$101,203.54)	214	HRA Waiver Claims - Wage Works	2023
12/14/2023	CDHPHRA Claims 2023	(\$348,541.39)	213	HRA Embedded Claims - Wage Works	2023
12/14/2023	HRA WAIVER Claims 2023	(\$171,467.59)	214	HRA Waiver Claims - Wage Works	2023
12/14/2023	HRA WAIVER D/V Claims 2023	(\$94,587.67)	214	HRA Waiver Claims - Wage Works	2023
12/15/2023	CDHPHRA Claims 2023	(\$167,346.16)	213	HRA Embedded Claims - Wage Works	2023
12/15/2023	HRA WAIVER Claims 2023	(\$92,961.55)	214	HRA Waiver Claims - Wage Works	2023
12/15/2023	HRA WAIVER D/V Claims 2023	(\$43,470.56)	214	HRA Waiver Claims - Wage Works	2023
12/15/2023	Claims 2023	(\$15,915,322.30)	310	Pharmacy Claims - CVS	2023
12/18/2023	CDHPHRA Claims 2023	(\$210,745.10)	213	HRA Embedded Claims - Wage Works	2023
12/18/2023	HRA WAIVER Claims 2023	(\$101,319.17)	214	HRA Waiver Claims - Wage Works	2023
12/18/2023	HRA WAIVER D/V Claims 2023	(\$66,870.01)	214	HRA Waiver Claims - Wage Works	2023
12/19/2023	CDHPHRA Claims 2023	(\$356,468.11)	213	HRA Embedded Claims - Wage Works	2023
12/19/2023	HRA WAIVER Claims 2023	(\$179,293.81)	214	HRA Waiver Claims - Wage Works	2023
12/19/2023	HRA WAIVER D/V Claims 2023	(\$106,065.44)	214	HRA Waiver Claims - Wage Works	2023
12/20/2023	Claims 2023	(\$19,082,608.98)	310	Pharmacy Claims - CVS	2023
12/20/2023	CDHPHRA Claims 2023	(\$222,645.64)	213	HRA Embedded Claims - Wage Works	2023
12/20/2023	HRA WAIVER Claims 2023	(\$145,651.66)	214	HRA Waiver Claims - Wage Works	2023
12/20/2023	HRA WAIVER D/V Claims 2023	(\$47,296.72)	214	HRA Waiver Claims - Wage Works	2023
12/21/2023	CDHPHRA Claims 2023	(\$104,884.69)	213	HRA Embedded Claims - Wage Works	2023
12/21/2023	HRA WAIVER Claims 2023	(\$52,981.23)	214	HRA Waiver Claims - Wage Works	2023
12/21/2023	HRA WAIVER D/V Claims 2023	(\$21,553.10)	214	HRA Waiver Claims - Wage Works	2023
12/22/2023	CDHPHRA Claims 2023	(\$196,073.09)	213	HRA Embedded Claims - Wage Works	2023
12/22/2023	HRA WAIVER Claims 2023	(\$95,970.81)	214	HRA Waiver Claims - Wage Works	2023
12/22/2023	HRA WAIVER D/V Claims 2023	(\$69,338.97)	214	HRA Waiver Claims - Wage Works	2023
12/28/2023	CDHPHRA Claims 2023	(\$928,498.17)	213	HRA Embedded Claims - Wage Works	2023
12/28/2023	HRA WAIVER Claims 2023	(\$535,992.60)	214	HRA Waiver Claims - Wage Works	2023

Kentucky Employees' Health Plan – Status Report
4th Quarter, 2023
Attachment A – Transaction Report
Page A-28

DATE	DESCRIPTION	AMOUNT	LRC Code	LRC Description	PL/YR
12/28/2023	HRA WAIVER D/V Claims 2023	(\$143,420.29)	214	HRA Waiver Claims - Wage Works	2023
12/8/2023	Pharmacy RX Claims Monitoring	(\$76,049.71)	312	Pharmacy claims monitoring/audit	2023
12/14/2023	Alight Ongoing Dep. Eligibility Audit 11/2023	(\$8,625.00)	219	Ongoing Dependent Eligibility	2023
12/15/2023	Premise Health 11/2023	(\$104,343.95)	210	Medical Claims - Anthem	2024
12/21/2023	November 2023 VELOCITI FRANKFORT CLINIC INSPECTIONS CANX, CHR, 300 BLDG, & 500 MERO	(\$1,216.28)	502	Transfer for Clinic Services	2024

December (\$16,921,403.56)
Ending Balance \$328,796,285.27

Kentucky Employees' Health Plan – Status Report
 4th Quarter, 2023
 Attachment A – Transaction Report
 Page A-29

December Account Summary		
101	Premiums	157,159,935.47
102	HRA Waiver Contribution	4,457,632.50
110	Investment Income	1,429,458.67
120	Drug Rebates - Express Scripts	0.00
121	Drug Rebates - CVS	944,390.88
130	Transfers <u>From</u> other plan year(s)	0.00
201	Medical Claims - Humana	0.00
202	Humana Admin	0.00
203	HRA Embedded Claims - Humana	0.00
204	HRA Waiver Claims - Humana	0.00
210	Medical Claims - Anthem	(115,181,340.78)
211	Carrum Claims	0.00
213	HRA Embedded Claims - Wage Works	(4,233,879.58)
214	HRA Waiver Claims - Wage Works	(3,287,748.00)
215	Anthem Admin	(3,752,205.80)
216	Wage Works Admin	(440,146.50)
217	MDX Medical Admin - Compass Choice	(252,205.90)
218	Rethink BH Services	(85,264.00)
219	Ongoing Dependent Eligibility Audit	(8,625.00)
220	Printing & Postage Services	0.00
221	WebMD Admin	(326,967.00)
222	WebMD Claims	(731,105.00)
223	Castlight Admin	(416,666.67)
224	Castlight Rewards	0.00
301	Pharmacy Claims - Express Scripts	0.00
302	Express Scripts Admin	0.00
310	Pharmacy Claims - CVS	(50,777,086.92)
311	CVS Admin	(1,342,313.94)
312	Pharmacy claims monitoring/audit	(76,049.71)
500	Transfers <u>To</u> other plan year(s)	0.00
501	Operating Transfer/ Exp & Adj	0.00
502	Transfer for Clinic Cleaning Services	(1,216.28)
503	Voided/NSF/Cancelled Check Fees	0.00
December		(\$16,921,403.56)

Kentucky Employees' Health Plan – Status Report

4th Quarter, 2023

Attachment B – Summary

Page B-1

2023	Plan Year 2020												Plan Year Transactions to Date			
	2022 Balance Forward	Jan-2023	Feb-2023	Mar-2023	Apr-2023	May-2023	Jun-2023	Jul-2023	Aug-2023	Sep-2023	Oct-2023	Nov-2023		Dec-2023		
181 Premiums	\$1,641,886,400.06	\$0.00	\$0.00	\$0.00	\$0.00	\$0.00	\$0.00	\$0.00	\$0.00	\$0.00	\$0.00	\$0.00	\$0.00	\$0.00	\$0.00	\$1,641,886,400.06
182 IRA Waiver Contribution	\$48,555,454.09	\$0.00	\$0.00	\$0.00	\$0.00	\$0.00	\$0.00	\$0.00	\$0.00	\$0.00	\$0.00	\$0.00	\$0.00	\$0.00	\$0.00	\$48,555,454.09
130 Investment Income	\$1,801,807.24	\$0.00	\$0.00	\$0.00	\$0.00	\$0.00	\$0.00	\$0.00	\$0.00	\$0.00	\$0.00	\$0.00	\$0.00	\$0.00	\$0.00	\$1,801,807.24
120 Drug Rebates Scripts	\$23,804.02	\$0.00	\$0.00	\$0.00	\$0.00	\$0.00	\$0.00	\$0.00	\$0.00	\$0.00	\$0.00	\$0.00	\$0.00	\$0.00	\$0.00	\$23,804.02
121 Drug Rebates CVS	\$179,491,492.43	\$646,334.81	\$0.00	\$0.00	\$468,041.79	\$0.00	\$645,977.02	\$0.00	\$449,078.72	\$1,264,913.31	\$0.00	\$0.00	\$0.00	\$0.00	\$0.00	\$178,944,988.48
130 TRANSFERS FROM OTHER PLAN YEAR(S)	\$299,932,011.25	\$0.00	\$0.00	\$0.00	\$0.00	\$0.00	\$0.00	\$0.00	\$0.00	\$0.00	\$0.00	\$0.00	\$0.00	\$0.00	\$0.00	\$299,932,011.25
201 Medical Claims Humana	\$0.00	\$0.00	\$32,391.88	\$3,243.56	\$0.00	\$10,566.77	\$0.00	\$8,890.10	\$0.00	\$0.00	\$82,243.44	\$0.00	\$0.00	\$0.00	\$0.00	\$136,835.75
202 Humana Admin Fees	\$0.00	\$0.00	\$0.00	\$0.00	\$0.00	\$0.00	\$0.00	\$0.00	\$0.00	\$0.00	\$0.00	\$0.00	\$0.00	\$0.00	\$0.00	\$0.00
203 IRA Select Claims Humana	\$0.00	\$0.00	\$0.00	\$0.00	\$0.00	\$0.00	\$0.00	\$0.00	\$0.00	\$0.00	\$0.00	\$0.00	\$0.00	\$0.00	\$0.00	\$0.00
204 IRA Waiver Claims Humana	\$0.00	\$0.00	\$0.00	\$0.00	\$0.00	\$0.00	\$0.00	\$0.00	\$0.00	\$0.00	\$0.00	\$0.00	\$0.00	\$0.00	\$0.00	\$0.00
210 Medical Claims Anthem	\$1,079,784,825.74	\$21,828.17	(\$81,437.70)	(\$297,674.40)	\$415,414.04	\$141,395.36	\$29,771.21	\$438,335.98	(\$66,601.07)	\$250,393.93	\$308,866.02	\$0.00	(\$118,457.21)	\$0.00	(\$1,078,356,571.23)	\$0.00
211 Anthem Claims	\$0.00	\$0.00	\$0.00	\$0.00	\$0.00	\$0.00	\$0.00	\$0.00	\$0.00	\$0.00	\$0.00	\$0.00	\$0.00	\$0.00	\$0.00	\$0.00
213 IRA Embedded Claims Wage Works	(\$53,646,954.46)	\$293.45	\$0.00	\$3,748.11	\$218.00	\$270.09	\$0.00	\$115.70	(\$794.31)	(\$4,443.68)	(\$5,447.37)	\$0.00	\$272.35	\$0.00	(\$53,852,718.52)	\$0.00
214 IRA Waiver Claims Wage Works	\$2,415.49	\$0.00	\$0.00	\$2,857.19	\$289.12	\$1,303.75	\$0.00	\$423.15	(\$3,789.60)	\$1,365.30	(\$2,487.76)	\$0.00	\$286.57	\$0.00	(\$2,415.49)	\$0.00
215 Anthem Admin	\$0.00	\$0.00	\$0.00	\$0.00	\$0.00	\$0.00	\$0.00	\$0.00	\$0.00	\$0.00	\$0.00	\$0.00	\$0.00	\$0.00	\$0.00	\$0.00
216 Wage Works Admin	\$0.00	\$0.00	\$0.00	\$0.00	\$0.00	\$0.00	\$0.00	\$0.00	\$0.00	\$0.00	\$0.00	\$0.00	\$0.00	\$0.00	\$0.00	\$0.00
217 MDX Medical Admin Comps	(\$1,271,570.90)	\$0.00	\$0.00	\$0.00	\$0.00	\$0.00	\$0.00	\$0.00	\$0.00	\$0.00	\$0.00	\$0.00	\$0.00	\$0.00	\$0.00	(\$1,271,570.90)
218 Bethink - BI Services	(\$793,656.00)	\$0.00	\$0.00	\$0.00	\$0.00	\$0.00	\$0.00	\$0.00	\$0.00	\$0.00	\$0.00	\$0.00	\$0.00	\$0.00	\$0.00	(\$793,656.00)
219 Dependent Eligibility Audit	(\$189,179.04)	\$0.00	\$0.00	\$0.00	\$0.00	\$0.00	\$0.00	\$0.00	\$0.00	\$0.00	\$0.00	\$0.00	\$0.00	\$0.00	\$0.00	(\$189,179.04)
220 Printing & Postage	\$0.00	\$0.00	\$0.00	\$0.00	\$0.00	\$0.00	\$0.00	\$0.00	\$0.00	\$0.00	\$0.00	\$0.00	\$0.00	\$0.00	\$0.00	\$0.00
221 WELMRO Admin	(\$5,532,758.74)	\$0.00	\$0.00	\$0.00	\$0.00	\$0.00	\$0.00	\$0.00	\$0.00	\$0.00	\$0.00	\$0.00	\$0.00	\$0.00	\$0.00	(\$5,532,758.74)
222 WELMRO Claims	(\$4,376,644.14)	\$0.00	\$0.00	\$0.00	\$0.00	\$0.00	\$0.00	\$0.00	\$0.00	\$0.00	\$0.00	\$0.00	\$0.00	\$0.00	\$0.00	(\$4,376,644.14)
223 Castlight Admin	\$0.00	\$0.00	\$0.00	\$0.00	\$0.00	\$0.00	\$0.00	\$0.00	\$0.00	\$0.00	\$0.00	\$0.00	\$0.00	\$0.00	\$0.00	\$0.00
224 Castlight Rewards	\$0.00	\$0.00	\$0.00	\$0.00	\$0.00	\$0.00	\$0.00	\$0.00	\$0.00	\$0.00	\$0.00	\$0.00	\$0.00	\$0.00	\$0.00	\$0.00
961 Pharmacy Claims Express Scripts	\$0.00	\$0.00	\$0.00	\$0.00	\$0.00	\$0.00	\$0.00	\$0.00	\$0.00	\$0.00	\$0.00	\$0.00	\$0.00	\$0.00	\$0.00	\$0.00
962 Express Scripts Admin Fees	\$0.00	\$0.00	\$0.00	\$0.00	\$0.00	\$0.00	\$0.00	\$0.00	\$0.00	\$0.00	\$0.00	\$0.00	\$0.00	\$0.00	\$0.00	\$0.00
910 Pharmacy Claims-CVS	(\$530,602,669.40)	(\$611.73)	(\$4615.14)	(\$297,674.40)	(\$15,489.39)	(\$15,905.98)	(\$771.82)	\$3,204.01	\$126.22	(\$308.54)	(\$197.18)	\$0.00	(\$13.44)	\$0.00	(\$530,647,793.40)	\$0.00
911 CVS ADMIN	(\$8,794,240.73)	\$0.00	\$0.00	\$0.00	\$0.00	\$0.00	\$0.00	\$0.00	\$0.00	\$0.00	\$0.00	\$0.00	\$0.00	\$0.00	\$0.00	(\$8,794,240.73)
912 Pharmacy claims monitoring/audit	\$0.00	\$0.00	\$0.00	\$0.00	\$0.00	\$0.00	\$0.00	\$0.00	\$0.00	\$0.00	\$0.00	\$0.00	\$0.00	\$0.00	\$0.00	\$0.00
990 TRANSFERS TO OTHER PLAN YEAR(S)	\$0.00	\$0.00	\$0.00	\$0.00	\$0.00	\$0.00	\$0.00	\$0.00	\$0.00	\$0.00	\$0.00	\$0.00	\$0.00	\$0.00	\$0.00	\$0.00
951 Operating Transfer Exp & Adj	(\$4,964,245.44)	\$0.00	\$0.00	\$0.00	\$0.00	\$0.00	\$0.00	\$0.00	\$0.00	\$0.00	\$0.00	\$0.00	\$0.00	\$0.00	\$0.00	(\$4,964,245.44)
992 Transfer for Clinic Cleaning Services	(\$1,900.67)	\$0.00	\$0.00	\$0.00	\$0.00	\$0.00	\$0.00	\$0.00	\$0.00	\$0.00	\$0.00	\$0.00	\$0.00	\$0.00	\$0.00	(\$1,900.67)
993 Voided/NSF/Cancelled Check Fees	(\$209.83)	\$0.00	\$0.00	\$0.00	\$0.00	\$0.00	\$0.00	\$0.00	\$0.00	\$0.00	\$0.00	\$0.00	\$0.00	\$0.00	\$0.00	(\$209.83)
Total Cash Transactions:	\$885,885,779.25	\$479,249.19	(\$49,500.94)	(\$187,823.54)	\$1,279,248.56	\$138,238.09	\$29,597.99	\$1,048,625.86	(\$42,440.44)	\$284,108.48	\$1,565,847.02	\$77,658.46	(\$127,971.55)	\$0.00	\$899,483,575.95	

Kentucky Employees' Health Plan - Status Report
 4th Quarter, 2023
 Attachment B - Summary
 Page B-2

		Plan Year 2020												Plan Year Transactions to Date	
2022		2021 Balance Forward	Jan-2022	Feb-2022	Mar-2022	Apr-2022	May-2022	Jun-2022	Jul-2022	Aug-2022	Sep-2022	Oct-2022	Nov-2022	Dec-2022	Plan Year Transactions to Date
101	Premiums	\$1,641,000,460.00	\$0.00	\$0.00	\$0.00	\$0.00	\$0.00	\$0.00	\$0.00	\$0.00	\$0.00	\$0.00	\$0.00	\$0.00	\$1,641,000,460.00
102	IRA Waiver Contribution	\$48,855,454.00	\$0.00	\$0.00	\$0.00	\$0.00	\$0.00	\$0.00	\$0.00	\$0.00	\$0.00	\$0.00	\$0.00	\$0.00	\$48,855,454.00
110	Investment Income	\$1,001,007.24	\$0.00	\$0.00	\$0.00	\$0.00	\$0.00	\$0.00	\$0.00	\$0.00	\$0.00	\$0.00	\$0.00	\$0.00	\$1,001,007.24
120	Drug Rebates Scripts	\$115.04	\$0.00	\$0.00	\$0.00	\$0.00	\$0.00	\$0.00	\$0.00	\$0.00	\$0.00	\$23,685.98	\$0.00	\$0.00	\$23,801.02
121	Drug Rebates CVS	\$171,116,074.00	\$1,527,079.78	\$0.00	\$0.00	\$390,222.92	\$0.00	\$0.00	\$327,978.09	\$0.00	\$0.00	\$131,092.35	\$0.00	\$0.00	\$171,082,832.30
130	TRANSFERS (EXCL OTHER PLAN YEARS)	\$0.00	\$0.00	\$0.00	\$0.00	\$0.00	\$0.00	\$0.00	\$115,577.83	\$112,164,747.52	\$0.00	\$845.91	\$0.00	\$47,650,839.99	\$259,932,911.25
201	Medical Claims Humana	\$0.00	\$0.00	\$0.00	\$0.00	\$0.00	\$0.00	\$0.00	\$0.00	\$0.00	\$0.00	\$0.00	\$0.00	\$0.00	\$0.00
202	Humana Admin Fees	\$0.00	\$0.00	\$0.00	\$0.00	\$0.00	\$0.00	\$0.00	\$0.00	\$0.00	\$0.00	\$0.00	\$0.00	\$0.00	\$0.00
203	IRA Select Claims Humana	\$0.00	\$0.00	\$0.00	\$0.00	\$0.00	\$0.00	\$0.00	\$0.00	\$0.00	\$0.00	\$0.00	\$0.00	\$0.00	\$0.00
204	IRA Waiver Claims Humana	\$0.00	\$0.00	\$0.00	\$0.00	\$0.00	\$0.00	\$0.00	\$0.00	\$0.00	\$0.00	\$0.00	\$0.00	\$0.00	\$0.00
210	Medical Claims Anthem	\$1,077,708,448.42	\$1,965,949.89	\$0.00	\$112,251.85	\$112,251.85	\$20,826.32	\$114,068.28	\$13,620.01	\$185,831.40	\$100,418.49	\$178,360.15	\$92,479.27	\$47,101.76	\$1,079,270,825.76
213	IRA Embedded Claims Wage Works	\$55,849,373.56	\$231.78	\$0.00	\$1,906.11	\$0.00	\$4,292.39	\$94.25	\$5,558.21	\$519.95	\$8,143.51	\$5,962.53	\$3,851.83	\$968.03	\$55,849,954.06
214	IRA Waiver Claims Wage Works	\$58,261,122.73	\$0.00	\$0.00	\$1,503.50	\$0.00	\$879.39	\$12.81	\$2,592.44	\$1,821.86	\$1,812.44	\$2,542.94	\$3,327.24	\$1,099.03	\$58,265,299.49
215	Anthem Admin	\$47,701,376.53	\$0.00	\$0.00	\$0.00	\$0.00	\$0.00	\$0.00	\$0.00	\$0.00	\$0.00	\$0.00	\$0.00	\$0.00	\$47,701,376.53
216	Wage Works Admin	\$5,294,104.00	\$0.00	\$0.00	\$0.00	\$0.00	\$0.00	\$0.00	\$0.00	\$0.00	\$0.00	\$0.00	\$0.00	\$0.00	\$5,294,104.00
217	MDX Medical Admin Comps	\$1,271,570.90	\$0.00	\$0.00	\$0.00	\$0.00	\$0.00	\$0.00	\$0.00	\$0.00	\$0.00	\$0.00	\$0.00	\$0.00	\$1,271,570.90
218	Redshirt - BH Services	\$793,654.00	\$0.00	\$0.00	\$0.00	\$0.00	\$0.00	\$0.00	\$0.00	\$0.00	\$0.00	\$0.00	\$0.00	\$0.00	\$793,654.00
219	Dependent Eligibility Audit	\$199,179.06	\$0.00	\$0.00	\$0.00	\$0.00	\$0.00	\$0.00	\$0.00	\$0.00	\$0.00	\$0.00	\$0.00	\$0.00	\$199,179.06
220	Printing & Postage	\$0.00	\$0.00	\$0.00	\$0.00	\$0.00	\$0.00	\$0.00	\$0.00	\$0.00	\$0.00	\$0.00	\$0.00	\$0.00	\$0.00
221	WebMD Admin	\$5,332,768.79	\$0.00	\$0.00	\$0.00	\$0.00	\$0.00	\$0.00	\$0.00	\$0.00	\$0.00	\$0.00	\$0.00	\$0.00	\$5,332,768.79
222	WebMD Claims	\$4,576,664.14	\$0.00	\$0.00	\$0.00	\$0.00	\$0.00	\$0.00	\$0.00	\$0.00	\$0.00	\$0.00	\$0.00	\$0.00	\$4,576,664.14
901	Pharmacy Claims Express Scripts	\$0.00	\$0.00	\$0.00	\$0.00	\$0.00	\$0.00	\$0.00	\$0.00	\$0.00	\$0.00	\$0.00	\$0.00	\$0.00	\$0.00
902	Express Scripts Admin Fees	\$0.00	\$0.00	\$0.00	\$0.00	\$0.00	\$0.00	\$0.00	\$0.00	\$0.00	\$0.00	\$0.00	\$0.00	\$0.00	\$0.00
910	Pharmacy Claims-CVS	\$590,305,403.30	\$12,866.94	\$15,312.03	\$53.86	\$102.63	\$4607.07	\$10,512.30	\$5,682.91	\$122,801.13	\$12,635.28	\$41,055.87	\$4,409.53	\$142,951.39	\$590,802,666.40
911	CVS ADMIN	\$4,794,280.73	\$0.00	\$0.00	\$0.00	\$0.00	\$0.00	\$0.00	\$0.00	\$0.00	\$0.00	\$0.00	\$0.00	\$0.00	\$4,794,280.73
900	TRANSFERS (EXCL OTHER PLAN YEARS)	\$0.00	\$0.00	\$0.00	\$0.00	\$0.00	\$0.00	\$0.00	\$0.00	\$0.00	\$0.00	\$0.00	\$0.00	\$0.00	\$0.00
901	Operating Transfer Exp & Adj	\$4,864,245.46	\$0.00	\$0.00	\$0.00	\$0.00	\$0.00	\$0.00	\$0.00	\$0.00	\$0.00	\$0.00	\$0.00	\$0.00	\$4,864,245.46
902	Transfer for Clinic Closing Services	\$15,000.07	\$0.00	\$0.00	\$0.00	\$0.00	\$0.00	\$0.00	\$0.00	\$0.00	\$0.00	\$0.00	\$0.00	\$0.00	\$15,000.07
903	Voided/NSF/Canceled Check Fees	\$209.83	\$0.00	\$0.00	\$0.00	\$0.00	\$0.00	\$0.00	\$0.00	\$0.00	\$0.00	\$0.00	\$0.00	\$0.00	\$209.83
Total Cash Transactions:		\$45,821,639.47	\$216,834.95	\$0.00	\$189,420.14	\$564,425.85	\$25,481.03	\$107,733.04	\$479,644.27	\$212,627,275.84	\$85,725.26	\$572,297.28	\$76,896.63	\$47,597,687.48	\$885,883,779.25

Kentucky Employees' Health Plan – Status Report
 4th Quarter, 2023
 Attachment B – Summary
 Page 8-3

		Plan Year 2020													
2021		2020 Balance Forward	Jan-2021	Feb-2021	Mar-2021	Apr-2021	May-2021	Jun-2021	Jul-2021	Aug-2021	Sep-2021	Oct-2021	Nov-2021	Dec-2021	Plan Year Transmittals to Date
101	PREMIUMS	\$1,569,005,898.82	\$71,746,422.71	\$147,594.64	\$309.51	\$350.64	\$127.79	\$0.00	\$0.00	\$23.45	\$0.00	\$0.00	\$0.00	\$0.00	\$1,641,888,440.08
102	HRA WAIVER CONTRIBUTION	\$44,899,455.85	\$3,202,897.87	\$342,579.38	\$0.00	\$0.00	\$0.00	\$0.00	\$0.00	\$0.00	\$0.00	\$571.19	\$0.00	\$0.00	\$48,835,654.09
110	Investment Income	\$1,801,807.24	\$0.00	\$0.00	\$0.00	\$0.00	\$0.00	\$0.00	\$0.00	\$0.00	\$0.00	\$0.00	\$0.00	\$0.00	\$1,801,807.24
120	DRUG REBATES- ESCRIPTS	\$115.04	\$0.00	\$0.00	\$0.00	\$0.00	\$0.00	\$0.00	\$0.00	\$0.00	\$0.00	\$0.00	\$0.00	\$0.00	\$115.04
121	DRUG REBATES- CVS	\$76,256,360.35	\$38,937,486.77	\$0.00	\$0.00	\$42,001,777.16	\$0.00	\$0.00	\$0.00	\$0.00	\$0.00	\$18,918,449.80	\$0.00	\$0.00	\$171,134,076.08
130	TRANSFERS FROM OTHER PLAN YEARS)	\$0.00	\$0.00	\$0.00	\$0.00	\$0.00	\$0.00	\$0.00	\$0.00	\$0.00	\$0.00	\$0.00	\$0.00	\$0.00	\$0.00
201	MEDICAL CLAIMS HUMANA	\$0.00	\$0.00	\$0.00	\$0.00	\$0.00	\$0.00	\$0.00	\$0.00	\$0.00	\$0.00	\$0.00	\$0.00	\$0.00	\$0.00
202	HUMANA ADMIN FEES	\$0.00	\$0.00	\$0.00	\$0.00	\$0.00	\$0.00	\$0.00	\$0.00	\$0.00	\$0.00	\$0.00	\$0.00	\$0.00	\$0.00
204	HRA WAIVER CLAIMS HUMANA	\$0.00	\$0.00	\$0.00	\$0.00	\$0.00	\$0.00	\$0.00	\$0.00	\$0.00	\$0.00	\$0.00	\$0.00	\$0.00	\$0.00
210	MEDICAL CLAIMS- ANTHEM	\$946,139,434.10	\$78,052,983.17	\$76,889,313.20	\$14,528,177.00	\$5,455,141.83	\$5,072,308.09	\$2,251,220.50	\$266,447.39	\$757,379.86	\$946,930.77	\$583,103.32	\$41,038.35	\$657,821.96	\$1,077,706,468.42
213	HRA EMBEDDED CLAIMS- WW	\$51,831,004.28	\$1,330,517.60	\$277,884.49	\$201,149.80	\$99,623.72	\$45,082.93	\$480.01	\$116.66	\$862.00	\$92.67	\$0.00	\$0.00	\$648.11	\$53,849,379.16
214	HRA WAIVER CLAIMS- WW	\$94,655,894.47	\$1,042,925.51	\$186,938.06	\$181,451.79	\$123,729.94	\$20,100.60	\$852.76	\$31,865.71	\$877.90	\$0.00	\$0.00	\$0.00	\$0.00	\$96,741,322.73
215	ANTHEM ADMIN	\$44,894,894.32	\$3,737.25	\$200.86	\$296,300.00	\$40,654	\$3,687,799.50	\$0.00	\$0.00	\$0.00	\$0.00	\$0.00	\$0.00	\$0.00	\$47,701,376.50
216	WAGE WORKS ADMIN	\$5,027,704.80	\$445,483.60	\$5,328.40	\$194,230.40	\$5,288.80	\$4,200.00	\$0.00	\$0.00	\$0.00	\$0.00	\$0.00	\$0.00	\$0.00	\$5,294,184.20
217	WIX MEDICAL ADMIN- COMPASS	\$1,270,370.90	\$0.00	\$0.00	\$0.00	\$0.00	\$0.00	\$0.00	\$0.00	\$0.00	\$0.00	\$0.00	\$0.00	\$0.00	\$1,270,370.90
218	Wellink - BI Services	\$793,656.00	\$0.00	\$0.00	\$0.00	\$0.00	\$0.00	\$0.00	\$0.00	\$0.00	\$0.00	\$0.00	\$0.00	\$0.00	\$793,656.00
219	Dependent Eligibility Audit	\$201,344.89	\$5,474.00	\$7,639.83	\$0.00	\$0.00	\$0.00	\$0.00	\$0.00	\$0.00	\$0.00	\$0.00	\$0.00	\$0.00	\$201,344.89
220	Printing & Postage	\$0.00	\$0.00	\$0.00	\$0.00	\$0.00	\$0.00	\$0.00	\$0.00	\$0.00	\$0.00	\$0.00	\$0.00	\$0.00	\$0.00
221	WebMD Admin	\$5,116,848.29	\$386,125.36	\$29,795.121	\$0.00	\$0.00	\$0.00	\$0.00	\$0.00	\$0.00	\$0.00	\$0.00	\$0.00	\$0.00	\$5,532,768.76
222	WebMD Claims	\$3,931,774.32	\$644,189.82	\$0.00	\$0.00	\$0.00	\$0.00	\$0.00	\$0.00	\$0.00	\$0.00	\$0.00	\$0.00	\$0.00	\$4,575,964.14
301	PHARMACY CLAIMS - ESI	\$0.00	\$0.00	\$0.00	\$0.00	\$0.00	\$0.00	\$0.00	\$0.00	\$0.00	\$0.00	\$0.00	\$0.00	\$0.00	\$0.00
302	EXPRESS SCRIPTS ADMIN FEES	\$0.00	\$0.00	\$0.00	\$0.00	\$0.00	\$0.00	\$0.00	\$0.00	\$0.00	\$0.00	\$0.00	\$0.00	\$0.00	\$0.00
311	PHARMACY CLAIMS- CVS	\$500,978,025.91	\$9,856,676.34	\$21,613.65	\$44,920.70	\$458,139.07	\$378.48	\$38,399.31	\$1,383.02	\$4,319.12	\$2,160.41	\$2,743.24	\$11,449.90	\$19,419.83	\$530,905,463.20
312	CVS ADMIN	\$7,445,356.73	\$558,032.08	\$54,433.74	\$0.00	\$0.00	\$0.00	\$43,511.82	\$0.00	\$0.00	\$0.00	\$0.00	\$0.00	\$0.00	\$8,046,390.73
360	TRANSFERS TO OTHER PLAN YEARS)	\$0.00	\$0.00	\$0.00	\$0.00	\$0.00	\$0.00	\$0.00	\$0.00	\$0.00	\$0.00	\$0.00	\$0.00	\$0.00	\$0.00
361	OPERATING TRANSFER/EDP & ADU	\$4,944,245.46	\$0.00	\$0.00	\$0.00	\$0.00	\$0.00	\$98,234.86	\$0.00	\$98,134.88	\$0.00	\$0.00	\$0.00	\$0.00	\$5,040,415.46
362	Transfer for Clinic Cleaning Services	\$14,523.07	\$1,177.60	\$0.00	\$0.00	\$0.00	\$0.00	\$0.00	\$0.00	\$0.00	\$0.00	\$0.00	\$0.00	\$0.00	\$15,700.67
363	Volited/NSF Conceited Check Fees	\$209.83	\$0.00	\$0.00	\$0.00	\$0.00	\$0.00	\$0.00	\$0.00	\$0.00	\$0.00	\$0.00	\$0.00	\$0.00	\$209.83
Total Cash Transmittals:		\$44,796,351.62	\$22,494,704.82	\$27,428,172.20	\$16,665,421.11	\$86,976,963.30	\$5,776,739.00	\$1,060,643.76	\$297,046.74	\$1,750,842.69	\$940,998.65	\$13,595,039.20	\$1,620,188.44	\$676,393.47	\$85,921,024.47

Kentucky Employees' Health Plan – Status Report
 4th Quarter, 2023
 Attachment B – Summary
 Page B-4

2020		Plan Year 2020												Plan Year Transactions to Date
Business Forward	Jan-2020	Feb-2020	Mar-2020	Apr-2020	May-2020	Jun-2020	Jul-2020	Aug-2020	Sep-2020	Oct-2020	Nov-2020	Dec-2020		
101 PREMIUMS	\$0.00	\$65,980,146.00	\$136,663,308.63	\$140,187,043.32	\$136,445,246.13	\$118,854,703.88	\$158,483,532.43	\$136,693,816.22	\$139,535,776.66	\$136,161,654.22	\$137,352,699.46	\$132,915,113.53	\$1,569,005,899.32	
102 HRA WAIVER CONTRIBUTION	\$0.00	\$16,533.36	\$4,106,839.82	\$7,954,119.57	\$4,139,625.30	\$1,101.76	\$7,853,020.86	\$664,554.22	\$5,987,959.96	\$7,237,124.73	\$1,067,484.16	\$649,162.50	\$4,809,655.85	
110 INTEREST INCOME	\$0.00	\$674,159.58	\$559,153.71	\$424,015.27	\$80,430.02	\$57,185.09	\$14,951.93	\$19,356.11	\$4,863.86	\$763.30	\$196.22	(\$1,569.91)	\$1,801,307.24	
120 DRUG REBATES- SCRIPTS	\$0.00	\$0.00	\$0.00	\$0.00	\$0.00	\$0.00	\$0.00	\$0.00	\$0.00	\$0.00	\$115.04	\$0.00	\$76,254,966.35	
121 DRUG REBATES- CVS	\$0.00	\$0.00	\$0.00	\$0.00	\$0.00	\$0.00	\$15,067,495.35	\$0.00	\$0.00	\$41,193,865.00	\$0.00	\$0.00	\$0.00	
15 TRANSFERS (EXCEPT OTHER PLAN YEARS)	\$0.00	\$0.00	\$0.00	\$0.00	\$0.00	\$0.00	\$0.00	\$0.00	\$0.00	\$0.00	\$0.00	\$0.00	\$0.00	
201 MEDICAL CLAIMS HUMANA	\$0.00	\$0.00	\$0.00	\$0.00	\$0.00	\$0.00	\$2,548.04	(\$2,548.04)	\$0.00	\$0.00	\$0.00	\$0.00	\$0.00	
202 HUMANA ADMIN FEES	\$0.00	\$0.00	\$0.00	\$0.00	\$0.00	\$0.00	\$0.00	\$0.00	\$0.00	\$0.00	\$0.00	\$0.00	\$0.00	
203 HRA EMERGED CLAIMS HUMANA	\$0.00	\$0.00	\$0.00	\$0.00	\$0.00	\$0.00	\$0.00	\$0.00	\$0.00	\$0.00	\$0.00	\$0.00	\$0.00	
204 HRA WAIVER CLAIMS HUMANA	\$0.00	\$0.00	\$0.00	\$0.00	\$0.00	\$0.00	\$0.00	\$0.00	\$0.00	\$0.00	\$0.00	\$0.00	\$0.00	
210 MEDICAL CLAIMS- ANTHEM	\$0.00	(\$11,556,129.80)	(\$54,686,804.95)	(\$70,984,179.85)	(\$40,701,913.93)	(\$55,564,470.34)	(\$79,993,586.73)	(\$48,037,199.37)	(\$110,304,691.38)	(\$92,693,955.07)	(\$115,264,975.94)	(\$103,278,124.93)	(\$44,139,454.19)	
213 HRA EMERGED CLAIMS- WW	\$0.00	(\$4,976,745.60)	(\$5,696,981.69)	(\$6,124,361.30)	(\$4,248,226.79)	(\$4,000,667.24)	(\$4,248,058.22)	(\$3,739,544.13)	(\$3,423,047.69)	(\$3,462,871.64)	(\$3,955,981.01)	(\$4,053,011.64)	(\$1,031,004.20)	
214 HRA WAIVER CLAIMS- WW	\$0.00	(\$5,317,704.04)	(\$3,096,668.73)	(\$5,783,954.96)	(\$1,574,503.89)	(\$1,058,638.89)	(\$4,306,459.54)	(\$3,494,129.58)	(\$2,840,224.46)	(\$2,765,416.16)	(\$2,270,771.87)	(\$3,392,657.48)	(\$4,881,894.17)	
215 ANTHEM ADMIN	\$0.00	(\$3,730,641.75)	(\$3,719,074.19)	(\$3,711,463.21)	(\$3,721,695.43)	(\$3,718,643.41)	(\$3,718,680.34)	(\$3,687,799.59)	(\$3,667,490.25)	(\$3,633,185.83)	(\$3,663,711.93)	(\$3,662,071.72)	(\$4,304,886.52)	
216 WAGE WORKS ADMIN	\$0.00	\$0.00	(\$483,882.00)	(\$431,006.80)	(\$434,047.60)	(\$488,468.40)	(\$397,717.60)	(\$448,078.40)	(\$353,928.40)	(\$463,247.20)	(\$694,939.00)	(\$490,035.80)	(\$5,207,768.80)	
217 HDX MEDICAL ADMIN- COMPASS	\$0.00	(\$106,463.70)	(\$105,325.70)	(\$105,273.90)	(\$107,773.40)	(\$105,244.05)	(\$105,802.50)	(\$106,242.00)	(\$104,137.75)	(\$105,173.95)	(\$106,464.10)	(\$107,477.30)	(\$1,270,379.80)	
218 Bethlem - BH Services	\$0.00	\$0.00	(\$88,184.00)	(\$88,184.00)	(\$88,184.00)	(\$88,184.00)	\$0.00	\$0.00	(\$88,184.00)	(\$88,184.00)	(\$88,184.00)	(\$88,184.00)	(\$795,654.00)	
219 Dependent Eligibility Audit	\$0.00	\$0.00	(\$1,342.70)	(\$9,832.50)	(\$4,231.25)	\$0.00	(\$9,161.75)	\$0.00	(\$3,301.25)	\$0.00	(\$133,383.20)	\$0.00	(\$203,544.89)	
220 Printing & Postage	\$0.00	\$0.00	\$0.00	\$0.00	\$0.00	\$0.00	\$0.00	\$0.00	\$0.00	\$0.00	\$0.00	\$0.00	\$0.00	
221 Staywell Admin	\$0.00	\$0.00	(\$335,981.65)	\$0.00	(\$1,052,668.71)	(\$828,773.73)	\$0.00	(\$415,175.69)	(\$523,561.97)	(\$468,241.31)	(\$383,620.72)	(\$340,536.37)	(\$5,118,844.37)	
222 Staywell Claims	\$0.00	\$0.00	\$0.00	\$0.00	(\$233,210.88)	\$0.00	(\$191,484.97)	(\$106,994.00)	\$0.00	\$0.00	(\$442,668.70)	(\$1,882,012.64)	(\$3,931,776.52)	
301 PHARMACY CLAIMS - ESI	\$0.00	\$0.00	\$0.00	\$0.00	\$0.00	\$0.00	\$0.00	\$0.00	\$0.00	\$0.00	\$0.00	\$0.00	\$0.00	
302 EXPRESS SCRIPTS ADMIN FEES	\$0.00	\$0.00	\$0.00	\$0.00	\$0.00	\$0.00	\$0.00	\$0.00	\$0.00	\$0.00	\$0.00	\$0.00	\$0.00	
310 PHARMACY CLAIMS- CVS	\$0.00	(\$29,309,207.41)	(\$39,530,363.20)	(\$44,252,728.92)	(\$44,252,728.92)	(\$41,620,443.97)	(\$43,676,953.96)	(\$48,267,972.12)	(\$47,596,755.01)	(\$45,693,738.12)	(\$47,985,253.10)	(\$48,562,990.09)	(\$520,978,026.81)	
311 CVS ADMIN	\$0.00	(\$116,609.50)	(\$434,210.74)	(\$412,674.49)	(\$623,339.09)	(\$590,352.96)	(\$485,134.23)	(\$725,385.95)	(\$616,170.12)	(\$628,245.61)	(\$852,102.48)	(\$747,630.28)	(\$7,046,386.73)	
300 TRANSFERS (EXCEPT OTHER PLAN YEARS)	\$0.00	\$0.00	\$0.00	\$0.00	\$0.00	\$0.00	\$0.00	\$0.00	\$0.00	\$0.00	\$0.00	\$0.00	\$0.00	
301 OPERATING TRANSFER/EXP & ADJ	\$0.00	(\$1,343,941.28)	(\$88,184.00)	\$0.00	(\$1,061,136.98)	\$0.00	(\$177,515.57)	(\$1,472,199.83)	(\$84.00)	\$1,916.00	\$4,393,795.17	(\$1,066,895.17)	(\$4,964,345.46)	
302 Transfer for Clinic Cleaning Services	\$0.00	\$0.00	(\$3,747.07)	\$0.00	(\$1,277.60)	\$0.00	(\$3,832.80)	\$0.00	(\$2,555.20)	(\$2,555.20)	(\$1,277.60)	(\$1,277.60)	(\$4,323.07)	
303 Voided/RES/Cancelled Check Fees	\$0.00	\$0.00	\$0.00	\$0.00	\$0.00	\$0.00	\$0.00	\$0.00	(\$5.00)	\$0.00	\$0.00	(\$204.83)	(\$204.83)	
Total Cash Transactions:	\$0.00	\$10,013,413.85	\$33,046,650.34	\$34,785,241.87	\$32,265,024.09	\$29,562,474.80	\$44,375,241.87	(\$4,246,631.86)	(\$32,999,890.79)	\$44,445,722.46	(\$30,387,321.19)	(\$35,189,406.62)	\$44,796,381.82	

Kentucky Employees' Health Plan – Status Report
 4th Quarter, 2023
 Attachment B – Summary
 Page 8-5

		Plan Year 2021													
2023		2022 Balance Forward	Jan-2023	Feb-2023	Mar-2023	Apr-2023	May-2023	Jun-2023	Jul-2023	Aug-2023	Sep-2023	Oct-2023	Nov-2023	Dec-2023	Plan Year Transactions to Date
301	Premiums	\$1,663,069,045.81	\$0.00	\$63,537.69	\$0.00	\$0.00	\$0.00	\$0.00	\$0.00	\$0.00	\$0.00	\$0.00	\$0.00	\$0.00	\$1,663,134,444.50
302	HRA Withdraw Contribution	\$46,974,103.33	\$0.00	\$0.00	\$0.00	\$0.00	\$0.00	\$0.00	\$0.00	\$0.00	\$0.00	\$0.00	\$0.00	\$0.00	\$46,974,103.33
310	Investments Income	(\$163,397.43)	\$0.00	\$0.00	\$0.00	\$0.00	\$0.00	\$0.00	\$0.00	\$0.00	\$0.00	\$0.00	\$0.00	\$0.00	(\$163,397.43)
320	Drug Rebates Scripts	\$0.00	\$0.00	\$0.00	\$0.00	\$0.00	\$0.00	\$0.00	\$0.00	\$0.00	\$0.00	\$0.00	\$0.00	\$0.00	\$0.00
321	Drug Rebates CVS	\$186,787,214.45	(\$271,708.79)	\$0.00	(\$194,581.87)	\$0.00	\$0.00	\$0.00	\$13,165.31	\$0.00	\$0.00	\$852.36	\$0.00	\$0.00	\$186,194,442.13
150	TRANSFERS FROM OTHER PLAN YEARS)	\$0.00	\$0.00	\$0.00	\$0.00	\$0.00	\$0.00	\$0.00	\$0.00	\$0.00	\$0.00	\$0.00	\$0.00	\$0.00	\$0.00
201	Medical Claims Humana	(\$1,270,395.32)	\$0.00	\$0.00	\$0.00	\$0.00	\$0.00	\$0.00	\$0.00	\$0.00	\$0.00	\$0.00	\$0.00	\$0.00	(\$1,270,395.32)
202	Humana Admin Fees	\$0.00	\$0.00	\$0.00	\$0.00	\$0.00	\$0.00	\$0.00	\$0.00	\$0.00	\$0.00	\$0.00	\$0.00	\$0.00	\$0.00
203	HRA Select Claims Humana	\$0.00	\$0.00	\$0.00	\$0.00	\$0.00	\$0.00	\$0.00	\$0.00	\$0.00	\$0.00	\$0.00	\$0.00	\$0.00	\$0.00
204	HRA Withdraw Claims Humana	\$0.00	\$0.00	\$0.00	\$0.00	\$0.00	\$0.00	\$0.00	\$0.00	\$0.00	\$0.00	\$0.00	\$0.00	\$0.00	\$0.00
210	Medical Claims Anthem	(\$1,246,933,760.93)	(\$4,182,109.91)	(\$766,005.79)	(\$65,670.81)	\$477,300.66	\$284,315.56	\$77,264.03	\$5,408,446.98	(\$628,286.86)	\$292,396.63	\$135,921.66	\$64,057.02	\$185,144.32	(\$1,248,281,246.79)
211	Current Claims	\$0.00	\$0.00	\$0.00	\$0.00	\$0.00	\$0.00	\$0.00	\$0.00	\$0.00	\$0.00	\$0.00	\$0.00	\$0.00	\$0.00
214	HRA Embedded Claims Wage Works	(\$54,066,069.14)	\$0.00	\$4,362.68	\$67.20	\$5,975.61	\$0.00	\$0.00	\$0.00	(\$1,436.34)	\$1,013.61	(\$9,505.79)	\$197.46	\$6,083.70	(\$54,901,430.72)
214	HRA Withdraw Claims Wage Works	(\$33,923,140.87)	\$455.94	\$5,338.23	\$453.00	\$453.00	\$3,228.84	\$0.00	\$0.00	(\$5,570.40)	\$4,346.38	(\$5,732.79)	(\$2,640.64)	\$2,730.15	(\$35,829,932.17)
215	Anthem Admin	(\$9,167,891.33)	\$0.00	\$0.00	\$0.00	\$0.00	\$0.00	\$0.00	\$0.00	\$0.00	\$0.00	\$0.00	\$0.00	\$0.00	(\$9,167,891.33)
218	Wage Works Admin	(\$5,085,605.04)	\$0.00	\$0.00	\$0.00	\$0.00	\$0.00	\$0.00	\$0.00	\$0.00	\$0.00	\$0.00	\$0.00	\$0.00	(\$5,085,605.04)
217	MOX Medical Admin Complex	(\$1,274,538.35)	\$0.00	\$0.00	\$0.00	\$0.00	\$0.00	\$0.00	\$0.00	\$0.00	\$0.00	\$0.00	\$0.00	\$0.00	(\$1,274,538.35)
218	Rethink - BH Services	(\$1,058,208.00)	\$0.00	\$0.00	\$0.00	\$0.00	\$0.00	\$0.00	\$0.00	\$0.00	\$0.00	\$0.00	\$0.00	\$0.00	(\$1,058,208.00)
219	Dependent Eligibility Audit	(\$105,232.23)	\$0.00	\$0.00	\$0.00	\$0.00	\$0.00	\$0.00	\$0.00	\$0.00	\$0.00	\$0.00	\$0.00	\$0.00	(\$105,232.23)
220	Printing & Postage	\$0.00	\$0.00	\$0.00	\$0.00	\$0.00	\$0.00	\$0.00	\$0.00	\$0.00	\$0.00	\$0.00	\$0.00	\$0.00	\$0.00
221	WebMD Admin	(\$9,440,596.87)	\$0.00	\$0.00	\$0.00	\$0.00	\$0.00	\$0.00	\$0.00	\$0.00	\$0.00	\$0.00	\$0.00	\$0.00	(\$9,440,596.87)
222	WebMD Claims	(\$4,065,777.81)	\$0.00	\$0.00	\$0.00	\$0.00	\$0.00	\$0.00	\$0.00	\$0.00	\$0.00	\$0.00	\$0.00	\$0.00	(\$4,065,777.81)
223	Castlight Admin	\$0.00	\$0.00	\$0.00	\$0.00	\$0.00	\$0.00	\$0.00	\$0.00	\$0.00	\$0.00	\$0.00	\$0.00	\$0.00	\$0.00
224	Castlight Rewards	\$0.00	\$0.00	\$0.00	\$0.00	\$0.00	\$0.00	\$0.00	\$0.00	\$0.00	\$0.00	\$0.00	\$0.00	\$0.00	\$0.00
901	Pharmacy Claims Express Scripts	\$0.00	\$0.00	\$0.00	\$0.00	\$0.00	\$0.00	\$0.00	\$0.00	\$0.00	\$0.00	\$0.00	\$0.00	\$0.00	\$0.00
902	Express Scripts Admin Fees	\$0.00	\$0.00	\$0.00	\$0.00	\$0.00	\$0.00	\$0.00	\$0.00	\$0.00	\$0.00	\$0.00	\$0.00	\$0.00	\$0.00
910	Pharmacy Claims-CVS	(\$55,674,915.28)	\$50.75	(\$156,497.84)	\$0.00	(\$175,742.58)	(\$69,153.94)	(\$148,843.14)	(\$112,037.96)	(\$245.00)	(\$99,190.46)	(\$4,687.88)	(\$28,541.61)	(\$1,151.46)	(\$55,663,378.96)
911	CVS ADMIN	(\$6,580,287.28)	\$0.00	(\$542.17)	\$0.00	\$0.00	\$0.00	\$0.00	\$0.00	\$0.00	\$0.00	\$0.00	\$0.00	\$0.00	(\$6,580,287.28)
912	Pharmacy claims monitoring/audit	\$0.00	\$0.00	\$0.00	\$0.00	\$0.00	\$0.00	\$0.00	\$0.00	\$0.00	\$0.00	\$0.00	\$0.00	\$0.00	\$0.00
500	TRANSFERS TO OTHER PLAN YEARS)	\$0.00	\$0.00	\$0.00	\$0.00	\$0.00	\$0.00	\$0.00	\$0.00	\$0.00	\$0.00	\$0.00	\$0.00	\$0.00	\$0.00
901	Operating Transfer Exp & Adj	\$11,571,918.55	\$0.00	\$194,829.15	\$0.00	\$0.00	\$0.00	\$0.00	\$6,924.49	\$0.00	\$0.00	\$0.00	\$0.00	\$0.00	\$11,773,672.19
902	Transfer for Clinic Clearing Services	(\$14,953.60)	\$0.00	\$0.00	\$0.00	\$0.00	\$0.00	\$0.00	\$0.00	\$0.00	\$0.00	\$0.00	\$0.00	\$0.00	(\$14,953.60)
903	Voided/MSF/Cancelled Check Fees	(\$10.00)	\$0.00	\$0.00	\$0.00	\$0.00	\$0.00	\$0.00	\$0.00	\$0.00	\$0.00	\$0.00	\$0.00	\$0.00	(\$10.00)
Total Cash Transactions:		(\$55,702,627.90)	(\$4,443,311.92)	(\$857,704.94)	(\$42,501.94)	(\$42,516.87)	\$229,366.87	(\$71,979.07)	\$5,316,899.42	(\$635,556.49)	(\$99,338.64)	\$116,847.85	(\$8,972.23)	\$292,794.71	(\$54,004,713.51)

Kentucky Employees' Health Plan – Status Report
 4th Quarter, 2023
 Attachment B – Summary
 Page B-6

2022	Plan Year 2021												Plan Year Transactions to Date			
	2021 Balance Forward	Jan-2022	Feb-2022	Mar-2022	Apr-2022	May-2022	Jun-2022	Jul-2022	Aug-2022	Sep-2022	Oct-2022	Nov-2022		Dec-2022		
100 Premiums	\$1,300,520,583.82	82,896,926.89	32,141.79	1,134.10	122,579.11	0.00	0.00	0.00	0.00	0.00	0.00	0.00	0.00	0.00	0.00	1,483,040,045.51
102 HRA Waiver Contribution	\$44,951,882.83	21,070.50	0.00	0.00	0.00	0.00	0.00	0.00	0.00	0.00	0.00	0.00	0.00	0.00	0.00	46,974,101.83
110 Investment Income	(\$163,897.45)	0.00	0.00	0.00	0.00	0.00	0.00	0.00	0.00	0.00	0.00	0.00	0.00	0.00	0.00	(\$163,897.45)
120 Dues Rebates Escrows	\$0.00	0.00	0.00	0.00	0.00	0.00	0.00	0.00	0.00	0.00	0.00	0.00	0.00	0.00	0.00	0.00
123 Drug Rebates CVS	\$46,722,104.64	46,016,808.16	0.00	0.00	46,125,558.34	0.00	0.00	7,104,247.94	0.00	816,408.17	0.00	0.00	0.00	0.00	0.00	3,06,787,216.63
130 TRANSFERS (SEE OTHER PLAN YEARS)	\$0.00	0.00	0.00	0.00	0.00	0.00	0.00	0.00	0.00	0.00	0.00	0.00	0.00	0.00	0.00	0.00
130 Medical Claims Humana	(\$1,270,895.15)	0.00	0.00	0.00	0.00	0.00	0.00	0.00	0.00	0.00	0.00	0.00	0.00	0.00	0.00	(\$1,270,895.15)
202 Humana Admin Fees	\$0.00	0.00	0.00	0.00	0.00	0.00	0.00	0.00	0.00	0.00	0.00	0.00	0.00	0.00	0.00	0.00
203 HRA Select Claims Humana	\$0.00	0.00	0.00	0.00	0.00	0.00	0.00	0.00	0.00	0.00	0.00	0.00	0.00	0.00	0.00	0.00
204 HRA Waiver Claims Humana	\$0.00	0.00	0.00	0.00	0.00	0.00	0.00	0.00	0.00	0.00	0.00	0.00	0.00	0.00	0.00	0.00
210 Medical Claims Anthem	(\$1,059,040,281.09)	(\$7,280,846.92)	(\$2,144,543.96)	(\$1,501,921.98)	(\$10,395,584.37)	(\$7,817,876.44)	(\$3,812,620.78)	(\$2,996,891.64)	(\$1,436,883.16)	(\$,739,126.70)	(\$1,891,869.00)	(\$1,324,734.50)	(\$71,980.65)	(\$71,980.65)	(\$1,246,551,760.39)	
213 HRA Embedded Claims Wage Works	(\$2,511,887.59)	(\$1,835,940.77)	(\$232,555.63)	(\$232,760.55)	(\$6,072.56)	(\$2,117.93)	497.34	141.59	40.68	(\$90.00)	906.99	843.27	1,065.81	1,065.81	(\$4,900,808.14)	
214 HRA Waiver Claims Wage Works	(\$34,074,184.17)	(\$1,447,378.60)	(\$197,689.24)	(\$160,627.49)	(\$74,930.27)	187.14	1,457.91	(\$4,793.24)	1,245.16	30.00	418.86	1,420.08	1,704.89	1,704.89	(\$35,823,140.87)	
215 Anthem Admin	(\$40,971,881.65)	(\$7,797.91)	(\$92,208.91)	(\$9,544)	(\$2,100)	0.00	0.00	(\$69,490.36)	0.00	0.00	0.00	0.00	0.00	0.00	0.00	(\$40,811,691.33)
216 Wage Works Admin	(\$1,208,338.35)	(\$6,000.00)	0.00	0.00	0.00	0.00	0.00	0.00	0.00	0.00	0.00	0.00	0.00	0.00	0.00	(\$1,214,338.35)
217 MQM Medical Admin Compens	(\$976,024.00)	(\$85,184.00)	0.00	0.00	0.00	0.00	0.00	0.00	0.00	0.00	0.00	0.00	0.00	0.00	0.00	(\$1,061,208.00)
218 Reimburs - BH Services	(\$50,882.48)	0.00	0.00	0.00	0.00	0.00	0.00	0.00	0.00	0.00	0.00	0.00	0.00	0.00	0.00	(\$50,882.48)
219 Dependent Eligibility Audit	(\$4,689,941.92)	(\$54,016.63)	(\$438.60)	0.00	0.00	0.00	0.00	0.00	0.00	0.00	0.00	0.00	0.00	0.00	0.00	(\$4,743,958.55)
220 Printing & Postage	\$0.00	0.00	0.00	0.00	0.00	0.00	0.00	0.00	0.00	0.00	0.00	0.00	0.00	0.00	0.00	0.00
221 WebMD Admin	(\$4,281,472.52)	(\$26,599.87)	(\$1,277,905.74)	0.00	0.00	0.00	0.00	0.00	0.00	0.00	0.00	0.00	0.00	0.00	0.00	(\$5,585,978.13)
301 Pharmacy Claims Express Scripts	\$0.00	0.00	0.00	0.00	0.00	0.00	0.00	0.00	0.00	0.00	0.00	0.00	0.00	0.00	0.00	0.00
302 Express Scripts Admin Fees	\$0.00	0.00	0.00	0.00	0.00	0.00	0.00	0.00	0.00	0.00	0.00	0.00	0.00	0.00	0.00	0.00
310 Pharmacy Claims-CVS	(\$540,074,833.25)	(\$11,244,825.99)	(\$14,884.23)	(\$2,765.17)	(\$6,582.52)	(\$6,612.09)	(\$10,599.87)	(\$2,984.00)	0.00	1,010.85	(\$235,511.14)	(\$1,648.16)	13,898.33	13,898.33	(\$539,474,915.18)	
311 CVS ADMIN	(\$9,232,027.54)	(\$45,994.49)	(\$741,063.92)	0.00	0.00	0.00	0.00	0.00	0.00	0.00	0.00	0.00	0.00	0.00	0.00	(\$9,353,085.95)
300 TRANSFERS (SEE OTHER PLAN YEARS)	\$0.00	0.00	(\$7,207,825.25)	(\$7,207,825.25)	0.00	0.00	0.00	0.00	0.00	0.00	0.00	0.00	0.00	0.00	0.00	(\$7,207,825.25)
501 Operating Transfer Exp B Adj	\$10,218,806.52	0.00	0.00	0.00	0.00	(\$667,444.00)	22,021,745.03	0.00	0.00	0.00	0.00	0.00	0.00	0.00	0.00	31,572,918.55
502 Transfer for Clinic Cleaning Services	(\$11,488.40)	(\$1,277.60)	0.00	0.00	0.00	0.00	0.00	0.00	0.00	0.00	0.00	0.00	0.00	0.00	0.00	(\$12,766.00)
503 Voided/NSF/Cancelled Check Fees	(\$5.00)	0.00	0.00	0.00	0.00	0.00	0.00	0.00	0.00	0.00	0.00	0.00	0.00	0.00	0.00	(\$5.00)
Total Cash Transactions:	(\$55,676,622.21)	34,189,419.17	(\$100,729,147.91)	61,164,706.76	55,820,684.88	(\$7,254,832.17)	20,226,397.25	5,955,179.81	(\$1,495,875.46)	(\$,739,568.87)	(\$2,399,550.92)	(\$1,324,154.31)	(\$65,291.62)	(\$65,291.62)	(\$57,702,827.90)	

Kentucky Employees' Health Plan – Status Report
 4th Quarter, 2023
 Attachment 8 – Summary
 Page 8-7

2020 Balance Forward	Plan Year 2021												Plan Year Transactions to Date
	Jan-2021	Feb-2021	Mar-2021	Apr-2021	May-2021	Jun-2021	Jul-2021	Aug-2021	Sep-2021	Oct-2021	Nov-2021	Dec-2021	
201 PREMIUMS	\$0.00	63,472,193.10	199,092,963.42	84,384,139.59	139,299,544.57	196,984,331.62	54,802,544.13	219,796,010.23	78,164,712.48	137,907,009.50	137,862,096.82	131,531,026.85	1,586,536,383.92
202 HRA WAIVER CONTRIBUTION	\$0.00	598,675.00	7,221,068.62	647,083.18	2,199,991.44	374,887.50	7,449,233.00	3,758,233.48	3,709,825.00	4,035,420.50	4,035,420.50	4,078,543.92	46,951,882.89
210 Investment Income	\$0.00	(1,212.78)	(6,881.22)	(14,578.26)	(18,990.84)	(19,820.91)	(18,178.89)	(11,453.28)	(11,891.85)	(11,717.64)	(12,818.94)	(140,287.41)	(140,287.41)
210 DRUG REBATES- ESCRPTS	\$0.00	0.00	0.00	0.00	0.00	0.00	0.00	0.00	0.00	0.00	0.00	0.00	0.00
211 DRUG REBATES- CVS	\$0.00	0.00	0.00	0.00	0.00	0.00	0.00	43,236,360.15	0.00	0.00	43,485,384.49	0.00	86,722,384.64
210 TRANSFERS FROM OTHER PLAN YEAR(S)	\$0.00	0.00	0.00	0.00	0.00	0.00	0.00	0.00	0.00	0.00	0.00	0.00	0.00
201 MEDICAL CLAIMS HUMANA	\$0.00	0.00	0.00	0.00	0.00	0.00	0.00	(2,170,899.32)	0.00	0.00	0.00	0.00	(2,170,899.32)
202 HUMANA ADMIN FEES	\$0.00	0.00	0.00	0.00	0.00	0.00	0.00	0.00	0.00	0.00	0.00	0.00	0.00
209 HRA EMBEDDED CLAIMS HUMANA	\$0.00	0.00	0.00	0.00	0.00	0.00	0.00	0.00	0.00	0.00	0.00	0.00	0.00
204 HRA WAIVER CLAIMS HUMANA	\$0.00	0.00	0.00	0.00	0.00	0.00	0.00	0.00	0.00	0.00	0.00	0.00	0.00
210 MEDICAL CLAIMS- ANTIHEM	\$0.00	(10,542,513.87)	(55,876,126.04)	(86,796,965.14)	(80,700,555.56)	(75,863,102.69)	(110,402,644.73)	(96,456,653.80)	(108,228,305.44)	(185,373,828.79)	(86,932,147.52)	(136,336,862.56)	(1,659,040,231.09)
213 HRA EMBEDDED CLAIMS- WW	\$0.00	(4,088,411.05)	(4,547,844.57)	(6,204,043.83)	(5,423,009.31)	(4,585,032.18)	(5,329,641.97)	(4,780,846.72)	(4,203,523.63)	(3,264,887.69)	(3,211,099.69)	(3,563,116.15)	(52,831,947.58)
214 HRA WAIVER CLAIMS- WW	\$0.00	(2,616,196.70)	(2,421,355.31)	(3,018,708.44)	(2,661,622.22)	(2,177,998.80)	(2,673,877.20)	(4,250,004.51)	(3,411,427.77)	(2,358,032.41)	(2,644,761.23)	(2,829,164.67)	(34,074,386.17)
215 ANTIHEM ADMIN	\$0.00	(3,751,554.60)	(3,749,487.20)	(3,744,087.00)	(3,737,963.42)	(4,126,100.00)	(3,720,324.78)	(3,700,868.73)	(3,667,737.75)	(3,660,161.23)	(3,712,133.80)	(3,714,960.31)	(40,921,881.63)
216 WAGE WORKS ADMIN	\$0.00	(101,847.20)	(110,946.40)	(103,607.40)	(106,338.55)	(103,607.40)	(104,170.80)	(104,861.10)	(105,301.90)	(99,229.60)	(455,678.40)	(372,084.60)	(3,648,338.15)
217 MDX MEDICAL ADMIN- COMPASS	\$0.00	0.00	(176,568.00)	(88,184.00)	(88,184.00)	(88,184.00)	(176,368.00)	(176,368.00)	(88,184.00)	(88,184.00)	(88,184.00)	(88,184.00)	(970,224.00)
218 Rethink - BH Services	\$0.00	0.00	(1,015.00)	(25,470.20)	(10,110.80)	(4,201.00)	(4,788.60)	1,880.80	(13,219.40)	(5,632.48)	(9,089.60)	(11,026.20)	(60,862.48)
219 Dependent Eligibility Audit	\$0.00	0.00	0.00	0.00	0.00	0.00	0.00	0.00	0.00	0.00	0.00	0.00	0.00
220 Printing & Postage	\$0.00	0.00	0.00	0.00	0.00	0.00	0.00	0.00	0.00	0.00	0.00	0.00	0.00
221 WebMD Admin	\$0.00	0.00	0.00	0.00	0.00	0.00	(2,801,822.27)	(1,001,513.46)	(3,468,739.43)	(3,278,223.23)	(3,027,468.64)	(426,751.82)	(8,489,941.82)
222 WebMD Claims	\$0.00	0.00	0.00	0.00	0.00	0.00	(947,184.78)	0.00	0.00	(393,833.41)	0.00	(492,185.00)	(4,291,472.52)
301 PHARMACY CLAIMS - EXI	\$0.00	0.00	0.00	0.00	0.00	0.00	0.00	0.00	0.00	0.00	0.00	0.00	0.00
302 EXPRESS SCRIPTS ADMIN FEES	\$0.00	0.00	0.00	0.00	0.00	0.00	0.00	0.00	0.00	0.00	0.00	0.00	0.00
310 PHARMACY CLAIMS- CVS	\$0.00	(29,674,047.77)	(41,590,191.23)	(40,399,482.44)	(47,710,975.99)	(43,632,065.37)	(46,706,666.60)	(46,038,836.24)	(46,367,154.95)	(48,089,888.08)	(47,292,986.66)	(37,530,925.42)	(542,074,833.35)
311 CVS ADMIN	\$0.00	(236,579.00)	(349,422.94)	(1,022,788.22)	(1,063,523.85)	(1,003,223.79)	(949,161.95)	(684,174.64)	(769,508.59)	(901,226.27)	(718,618.10)	(905,794.78)	(9,236,827.56)
300 TRANSFERS TO OTHER PLAN YEAR(S)	\$0.00	0.00	0.00	0.00	0.00	0.00	0.00	0.00	0.00	0.00	0.00	0.00	0.00
305 OPERATING TRANSFER(S) (EXP & AD)	\$0.00	(2,686,893.11)	(1,277.60)	0.00	(1,851,172.12)	16,962,287.73	(646,198.00)	0.00	(105,908.00)	0.00	(2,070,305.52)	0.00	10,218,809.52
302 Transfer for Clinic Cleaning Services	\$0.00	0.00	0.00	0.00	(1,277.60)	0.00	(3,832.80)	0.00	0.00	(3,277.60)	0.00	(1,832.80)	(11,908.40)
300 Voided/NSF/Cancelled Check Fees	\$0.00	0.00	0.00	0.00	0.00	(5.00)	0.00	0.00	0.00	0.00	0.00	0.00	(5.00)
Total Cash Transactions:	\$0.00	\$19,990,642.98	\$7,028,428.98	\$4,808,395.26	\$4,835,288.26	\$126,866,198.37	\$10,128,864.99	\$6,815,474.94	\$6,876,200.27	\$5,899,782.87	\$43,000,575.83	\$6,670,460.88	\$5,676,622.21

Kentucky Employees' Health Plan – Status Report
 4th Quarter, 2023
 Attachment B – Summary
 Page B-8

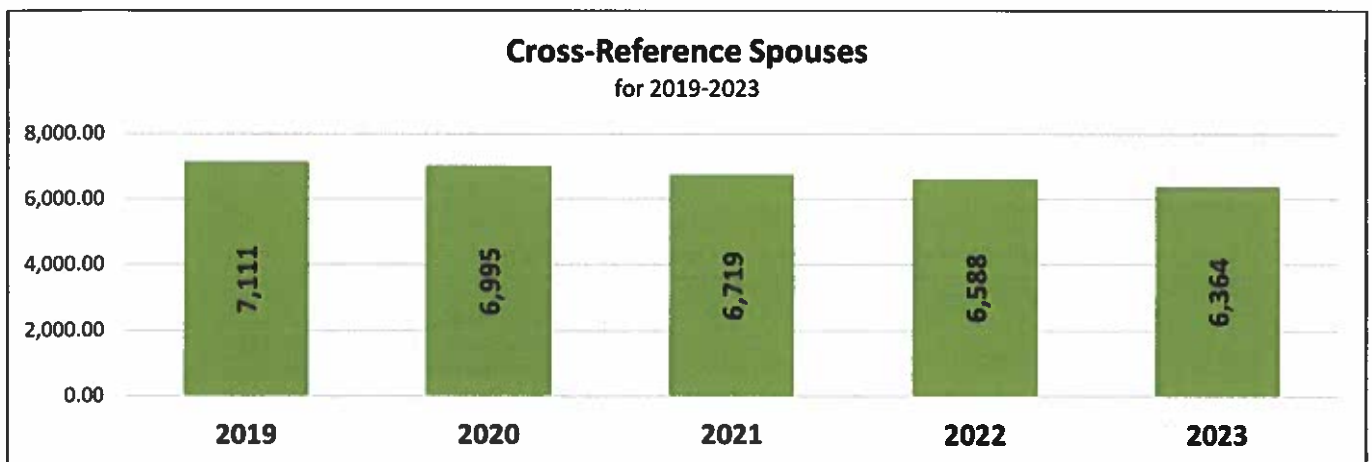
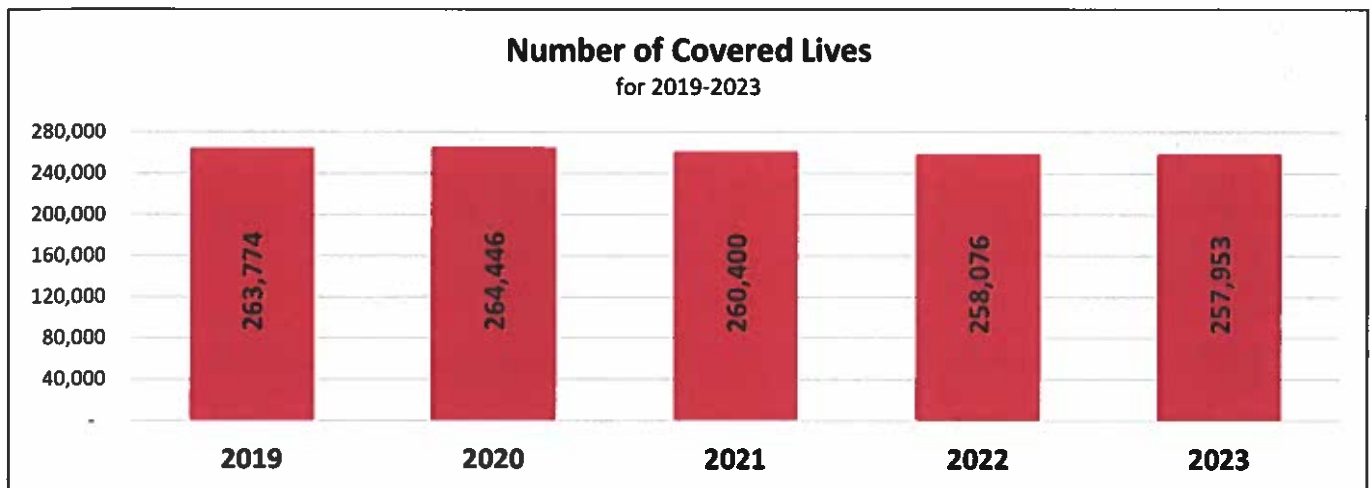
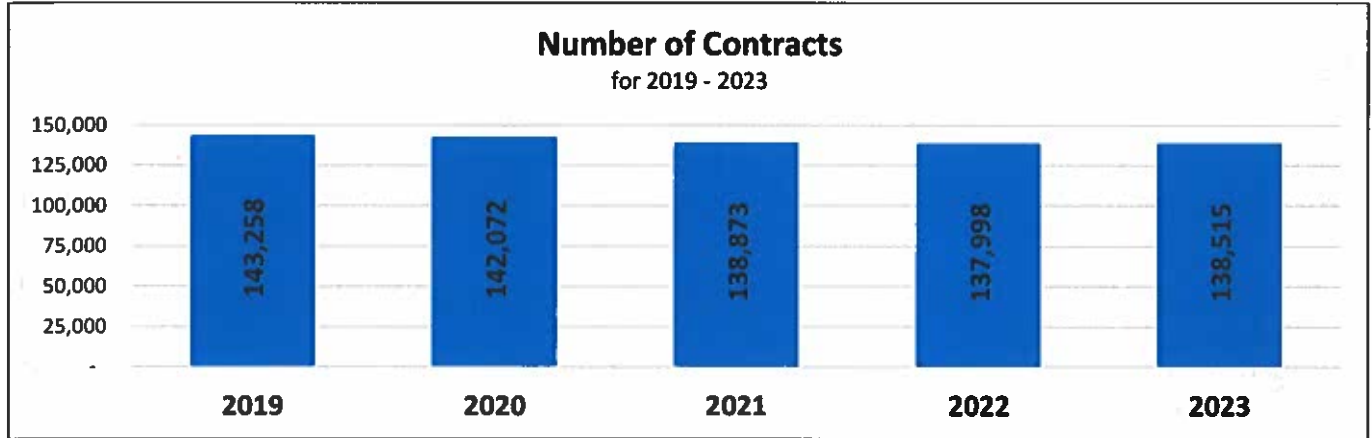
2023	Plan Year 2022												Plan Year Transactions to Date	
	2022 Balance Forward	Jan-2023	Feb-2023	Mar-2023	Apr-2023	May-2023	Jun-2023	Jul-2023	Aug-2023	Sep-2023	Oct-2023	Nov-2023		Dec-2023
101 Premiums	\$1,614,799,803.62	\$75,803,308.81	\$46,278.55	\$3,520.75	\$1,572.66	\$125.43	\$0.00	\$0.00	\$0.00	\$0.00	\$0.00	\$0.00	\$0.00	\$1,682,683,610.02
102 HRA Waiver Contribution	\$48,231,713.88	\$1,678,758.55	\$0.00	\$0.00	\$0.00	\$0.00	\$0.00	\$0.00	\$0.00	\$0.00	\$0.00	\$0.00	\$0.00	\$48,900,472.44
110 Investment Income	\$6,074,796.14	\$0.00	\$0.00	\$1,448,687.99	\$0.00	\$0.00	\$0.00	\$0.00	\$0.00	\$0.00	\$0.00	\$0.00	\$0.00	\$7,523,424.13
120 Drug Rebates Escrpts	\$0.00	\$0.00	\$0.00	\$0.00	\$0.00	\$0.00	\$0.00	\$0.00	\$0.00	\$0.00	\$0.00	\$0.00	\$0.00	\$0.00
121 Drug Rebates CVS	\$98,975,637.84	\$58,251,067.81	\$0.00	\$0.00	\$57,500,639.87	\$0.00	\$133,695.54	\$7,055,655.27	\$0.00	\$94,734.59	\$0.00	\$0.00	\$0.00	\$220,611,274.92
130 TRANSFERS FROM OTHER PLAN YEARS	\$0.00	\$0.00	\$0.00	\$0.00	\$0.00	\$0.00	\$0.00	\$0.00	\$0.00	\$0.00	\$0.00	\$0.00	\$0.00	\$0.00
201 Medical Claims Humana	\$0.00	\$0.00	\$0.00	\$0.00	\$0.00	\$0.00	\$0.00	\$0.00	\$0.00	\$0.00	\$0.00	\$0.00	\$0.00	\$0.00
202 Humana Admin Fees	\$0.00	\$0.00	\$0.00	\$0.00	\$0.00	\$0.00	\$0.00	\$0.00	\$0.00	\$0.00	\$0.00	\$0.00	\$0.00	\$0.00
203 HRA Select Claims Humana	\$0.00	\$0.00	\$0.00	\$0.00	\$0.00	\$0.00	\$0.00	\$0.00	\$0.00	\$0.00	\$0.00	\$0.00	\$0.00	\$0.00
204 HRA Waiver Claims Humana	\$0.00	\$0.00	\$0.00	\$0.00	\$0.00	\$0.00	\$0.00	\$0.00	\$0.00	\$0.00	\$0.00	\$0.00	\$0.00	\$0.00
210 Medical Claims Anthem	\$1,085,035,984.85	(\$114,816,210.72)	(\$26,707,110.13)	(\$11,486,681.99)	(\$6,520,327.46)	(\$6,199,553.58)	\$330,098.17	(\$785,753.48)	(\$3,161,283.53)	(\$1,334,773.74)	(\$1,992,956.24)	(\$210,358.43)	\$227,290.56	(\$1,235,727,720.42)
211 Carum Claims	\$0.00	\$0.00	\$0.00	\$0.00	\$0.00	\$0.00	\$0.00	\$0.00	\$0.00	\$0.00	\$0.00	\$0.00	\$0.00	\$0.00
213 HRA Embedded Claims Wage Works	(\$54,641,311.89)	(\$1,536,898.86)	(\$219,586.96)	(\$176,898.25)	(\$94,621.02)	\$2,161.08	\$429.38	\$61.64	\$846.33	\$777.31	\$0.00	(\$311.05)	\$3,594.44	(\$56,661,257.29)
214 HRA Waiver Claims Wage Works	(\$15,630,887.11)	(\$1,272,795.16)	(\$140,087.37)	(\$102,282.75)	(\$84,632.60)	(\$1,087.36)	\$735.51	\$230.00	\$240.07	\$355.38	\$352.20	\$890.11	\$2,145.69	(\$15,207,833.89)
215 Anthem Admins	(\$44,130,819.03)	(\$4,963.28)	(\$111.55)	\$882,276.15	(\$5,498.40)	(\$5,423.60)	\$0.00	\$0.00	\$0.00	\$0.00	\$0.00	\$0.00	\$0.00	(\$43,233,374.87)
217 Wage Works Admin	(\$1,330,791.20)	\$1,310.00	\$0.00	\$13,662.64	\$0.00	\$0.00	\$0.00	\$0.00	\$11,310.05	\$0.00	\$0.00	\$0.00	\$0.00	(\$1,313,818.56)
218 Rethink - BI Services	(\$867,240.00)	\$0.00	\$0.00	\$0.00	\$0.00	\$0.00	\$0.00	\$0.00	\$0.00	\$0.00	\$0.00	\$0.00	\$0.00	(\$867,240.00)
219 Dependence Eligibility Audit	(\$167,114.00)	(\$4,643.40)	\$2,188.45	\$0.00	\$0.00	\$0.00	\$0.00	\$0.00	\$0.00	\$0.00	\$0.00	\$0.00	\$0.00	(\$173,572.95)
220 Printing & Postage	\$0.00	\$0.00	\$0.00	\$0.00	\$0.00	\$0.00	\$0.00	\$0.00	\$0.00	\$0.00	\$0.00	\$0.00	\$0.00	\$0.00
221 WebMD Admin	(\$2,218,401.93)	(\$237,615.50)	(\$74,259.28)	\$0.00	\$0.00	\$78,412.98	\$0.00	\$0.00	\$0.00	\$0.00	\$0.00	\$0.00	\$0.00	(\$2,470,683.79)
222 WebMD Claims	(\$2,520,225.00)	(\$1,432,880.00)	\$0.00	\$0.00	\$0.00	\$0.00	\$0.00	\$0.00	\$0.00	\$0.00	\$0.00	\$0.00	\$0.00	(\$3,953,105.00)
223 Castlight Admin	\$0.00	\$0.00	\$0.00	\$0.00	\$0.00	\$0.00	\$0.00	\$0.00	\$0.00	\$0.00	\$0.00	\$0.00	\$0.00	\$0.00
224 Castlight Rewards	\$0.00	\$0.00	\$0.00	\$0.00	\$0.00	\$0.00	\$0.00	\$0.00	\$0.00	\$0.00	\$0.00	\$0.00	\$0.00	\$0.00
801 Pharmacy Claims Express Scripts	\$0.00	\$0.00	\$0.00	\$0.00	\$0.00	\$0.00	\$0.00	\$0.00	\$0.00	\$0.00	\$0.00	\$0.00	\$0.00	\$0.00
802 Express Scripts Admin Fees	\$0.00	\$0.00	\$0.00	\$0.00	\$0.00	\$0.00	\$0.00	\$0.00	\$0.00	\$0.00	\$0.00	\$0.00	\$0.00	\$0.00
810 Pharmacy Claims-CVS	(\$546,971,490.89)	(\$10,812,463.38)	\$1,155,002.81	\$0.00	(\$276,651.25)	(\$40,969.45)	(\$71,205.51)	(\$163,359.46)	(\$284,926.44)	(\$754,878.97)	(\$13,719.90)	\$645,136.52	\$183,973.62	(\$579,295,532.90)
811 CVS ADMIN	\$13,707,707.04	(\$356,471.89)	(\$867,772.97)	\$73,793.82	\$0.00	\$0.00	\$0.00	\$0.00	\$0.00	\$0.00	\$0.00	\$0.00	\$0.00	(\$13,396,745.72)
812 Pharmacy claims monitoring/audit	\$0.00	\$0.00	\$0.00	\$0.00	\$0.00	\$0.00	\$0.00	\$0.00	\$0.00	\$0.00	\$0.00	\$0.00	\$0.00	\$0.00
860 TRANSFERS TO OTHER PLAN YEARS	\$0.00	\$0.00	\$0.00	\$0.00	\$0.00	\$0.00	\$0.00	\$0.00	\$0.00	\$0.00	\$0.00	\$0.00	\$0.00	\$0.00
861 Operating Transfer Exp & Adj	(\$4,009,632.94)	\$0.00	\$0.00	\$0.00	\$0.00	\$0.00	\$0.00	\$0.00	\$0.00	\$0.00	\$0.00	\$0.00	\$0.00	(\$4,009,632.94)
862 Transfer for Clinic Cleaning Services	(\$13,188.77)	(\$1,265.77)	\$0.00	\$0.00	\$0.00	\$0.00	\$0.00	\$0.00	\$0.00	\$0.00	\$0.00	\$0.00	\$0.00	(\$14,454.54)
863 Voided/NSF/Cancelled Check Fees	(\$5.00)	\$0.00	\$0.00	\$0.00	\$0.00	\$0.00	\$0.00	\$0.00	\$0.00	\$0.00	\$0.00	\$0.00	\$0.00	(\$5.00)
Total Cash Transactions:	(\$36,802,548.84)	\$4,616,598.81	(\$76,331,821.43)	(\$9,500,213.43)	\$50,570,599.34	(\$4,132,890.41)	\$354,148.08	\$6,104,833.87	(\$3,432,813.54)	(\$2,089,630.82)	(\$1,311,645.35)	\$483,387.15	\$517,004.31	(\$24,246,701.90)

Kentucky Employees' Health Plan – Status Report
 4th Quarter, 2023
 Attachment B – Summary
 Page B-16

Plan Year Ending Balances as of December 31, 2023					
	**2020	2021	2022	2023	**Ending Balance
101 Premiums	\$1,641,898,440.06	\$1,663,134,643.50	\$1,692,653,610.02	\$1,824,953,041.83	\$6,822,639,735.41
102 HRA Walver Contribution	\$48,355,454.09	\$46,974,103.33	\$48,900,472.44	\$50,835,451.49	\$195,065,481.35
110 Investment Income	\$1,801,907.24	(\$163,307.43)	\$7,523,424.13	\$16,804,654.92	\$25,966,678.86
120 Drus Rebates Escripts	\$23,801.02	\$0.00	\$0.00	\$0.00	\$23,801.02
121 Drug Rebates CVS	\$176,566,368.48	\$186,184,942.15	\$220,011,274.92	\$123,316,712.78	\$706,079,298.33
130 TRANSFERS <u>From</u> OTHER PLAN YEAR(S)	\$299,932,011.25	\$0.00	\$0.00	\$0.00	\$299,932,011.25
201 Medical Claims Humana	\$136,835.75	(\$2,270,305.32)	\$0.00	\$0.00	(\$2,133,469.57)
202 Humana Admin Fees	\$0.00	\$0.00	\$0.00	\$0.00	\$0.00
203 HRA Select Claims Humana	\$239.89	\$0.00	\$0.00	\$0.00	\$239.89
204 HRA Walver Claims Humana	\$53.77	\$0.00	\$0.00	\$0.00	\$53.77
210 Medical Claims Anthem	(\$1,078,356,571.23)	(\$1,245,281,586.70)	(\$1,235,727,720.42)	(\$1,144,699,896.66)	(\$4,704,170,118.96)
211 Carrum Claims	\$0.00	\$0.00	\$0.00	\$0.00	\$0.00
213 HRA Embedded Claims Wage Works	(\$53,852,718.32)	(\$54,901,430.72)	(\$56,663,357.29)	(\$55,899,565.79)	(\$221,317,072.12)
214 HRA Walver Claims Wage Works	(\$36,232,636.28)	(\$35,920,332.17)	(\$35,207,933.39)	(\$34,519,912.37)	(\$141,880,814.21)
215 Anthem Admin	(\$47,701,376.58)	(\$39,167,491.33)	(\$43,233,574.97)	(\$47,140,051.17)	(\$177,242,494.05)
216 Wage Works Admin	(\$5,294,184.00)	(\$5,085,605.04)	(\$5,101,553.10)	(\$4,719,013.90)	(\$20,200,356.04)
217 MDX Medical Admin Compass	(\$1,271,570.90)	(\$1,274,538.35)	(\$1,313,818.56)	(\$1,376,028.70)	(\$5,235,956.51)
218 Rethink - BH Services	(\$793,656.00)	(\$1,058,208.00)	(\$867,240.00)	(\$937,904.00)	(\$3,657,008.00)
219 Dependent Eligibility Audit	(\$199,179.06)	(\$105,823.23)	(\$173,572.95)	(\$90,587.80)	(\$569,163.04)
220 Printing & Postage	\$0.00	\$0.00	\$0.00	\$0.00	\$0.00
221 WebMD Admin	(\$5,532,768.76)	(\$9,440,596.87)	(\$8,470,863.75)	(\$7,356,159.93)	(\$30,800,389.31)
222 WebMD Claims	(\$4,576,666.14)	(\$6,085,777.93)	(\$3,953,105.00)	(\$364,604.00)	(\$14,980,153.07)
223 Castlight Admin	\$0.00	\$0.00	\$0.00	(\$833,333.34)	(\$833,333.34)
224 Castlight Rewards	\$0.00	\$0.00	\$0.00	\$0.00	\$0.00
301 Pharmacy Claims Express Scripts	\$0.00	\$0.00	\$0.00	\$0.00	\$0.00
302 Express Scripts Admin Fees	\$0.00	\$0.00	\$0.00	\$0.00	\$0.00
310 Pharmacy Claims-CVS	(\$530,647,733.60)	(\$554,663,378.36)	(\$579,295,552.30)	(\$694,321,855.83)	(\$2,358,928,520.09)
311 CVS ADMIN	(\$8,794,280.73)	(\$8,580,429.65)	(\$15,305,743.72)	(\$15,558,111.17)	(\$48,238,565.27)
312 Pharmacy claims monitoring/audit	\$0.00	\$0.00	\$0.00	(\$76,049.71)	(\$76,049.71)
500 TRANSFERS <u>To</u> OTHER PLAN YEAR(S)	\$0.00	\$0.00	\$0.00	\$0.00	\$0.00
501 Operating Transfer Exp & Adj	(\$4,964,245.46)	\$31,714,472.19	(\$8,009,632.98)	(\$9,330,978.06)	\$9,409,615.69
502 Transfer for Clinic Cleaning Services	(\$15,800.67)	(\$14,053.60)	(\$14,810.04)	(\$11,066.59)	(\$56,947.18)
503 Voided/NSF/Cancelled Check Fees	(\$204.83)	(\$10.00)	(\$5.00)	\$0.00	(\$219.83)
Ending Balance:	\$390,481,518.99	(\$36,004,713.53)	(\$24,249,701.96)	(\$1,325,258.00)	\$328,796,285.27

HRA Reserves Fund as of December 31, 2023: **(\$146,352,754.00)**
 FSA Reserves Fund as of December 31, 2023: **(\$1,693,711.00)**
 * Ending Balance Net of HRA/FSA Reserves: **\$180,749,820.27**

- * - Ending balance includes assets allocated for HRA (Select and Waiver) and FSA reserves. Beginning with plan year 2016 members are allowed to rollover up to \$500 of unused FSA balance creating the need for additional reserve.
- Per HB1, as of June 30, 2022, plan year balances for all plan years before 2020 and all subsequent balances from those plan years were
- ** transferred to Plan Year 2020.



Commonwealth of Kentucky

Kentucky Employees' Health Plan

Actuarial Reserve Study
December 31, 2023

Three Alliance Center
3550 Lenox Road NE
Suite 1700
Atlanta, GA 30326

February 2024

Commonwealth of Kentucky

TABLE OF CONTENTS

Executive Summary 3

Actuarial Statement of Opinion..... 4

Data and Assumptions..... 5

Methodology 6

Results..... 7

 Exhibit 1: Summary for All Plans 7

 Exhibit 2a: Total (Medical & Pharmacy)..... 8

 Exhibit 2b: Medical 9

 Exhibit 2c: Pharmacy..... 10

 Exhibit 3: Health Reimbursement Arrangements 11

 Exhibit 4: Rx Rebates 12

 Exhibit 5: Premium Deficiency Reserve 13

EXECUTIVE SUMMARY

Aon has conducted an actuarial valuation of the incurred, but not paid, claims as of December 31, 2023, for the medical and prescription drug benefits provided by Kentucky Employees' Health Plan (KEHP) and administered through Humana and Express Scripts (ESI) prior to 2015. Beginning from 2015, medical and prescription drug benefits are administered through Anthem and Caremark.

The results show a projected total reserve of approximately \$130.8 million. This figure includes \$6.2 million as an explicit provision for adverse experience. Claims that have been processed and paid, and invoiced to KEHP but not yet paid are excluded from these actuarial estimates, though this may represent an additional liability outside the scope of this actuarial review. The estimates provided also exclude unallocated amounts, which are believed to be immaterial to the Plan.

The details of the Unpaid Claim Reserve are shown in separate exhibits for Medical, Pharmacy, CDHP Health Reimbursement Arrangement (HRA) and the Waiver Credit HRA.

The traditional actuarial loss developmental method and Bornhuetter-Ferguson method were the basis of our calculation. The loss development uses historical paid claims information by incurred date. This method is consistent with reserve calculations within the industry, and best reflects the impact on claim payment patterns and accounts for the cyclical nature of the Plan's claims.

In accordance with GASB 10, to the extent that future billed premiums for the 2023 plan year are not sufficient to cover future incurred claims and administrative fees for the 2023 plan year, a "premium deficiency reserve" (PDR) in the amount of the difference should be estimated. As the Commonwealth's plan year end is December 31, 2023, there are no longer any "future" claims, admin fees, or premiums relate to the 2023 plan year. Therefore, there is no estimated premium deficiency reserve as of December 31, 2023.

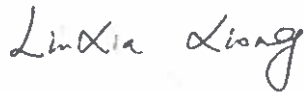
Also included in this report are the actual Rx rebates paid from January 1, 2020 to June 30, 2023 and the estimated Rx rebate from July 1, 2023 to December 31, 2023.

The results mentioned above are contingent upon future events. Consequently, actual results will differ from projected results. These deviations may be material. KEHP staff should monitor emerging experience and take appropriate actions as required.

**ACTUARIAL CERTIFICATION
STATEMENT OF OPINION**

Aon has been retained by the Commonwealth of Kentucky to study the actuarial reserves for incurred but not paid claims as of December 31, 2023, for the medical and prescription drug benefits provided by Kentucky Employees' Health Plan. I am employed by Aon. I am a Member of the Society of Actuaries and am qualified by education and experience to make the statements of actuarial opinion contained herein.

In performing our reserve study, we have relied upon reports and information provided by Merative, the carriers and The Commonwealth of Kentucky. We have not audited this data beyond general tests for reasonableness. The results are our best estimate of incurred but unpaid claims with explicit margins for adverse deviation. The techniques and methodology used are reasonable and in accordance with generally accepted actuarial principles and practice.



LinXia Xiong, FSA, MAAA
Vice President

February 28, 2024

Date



Colleen M. Huber, FSA, MAAA
Senior Vice President

February 28, 2024

Date

DATA AND ASSUMPTIONS

Commonwealth of Kentucky Medical and Pharmacy benefits are administered through Anthem and Caremark beginning from 2015. Below is all data source we have used:

- Monthly enrollment provided by Merative.
- Transactional and eligibility data was provided by KEHP.
- Medical and Pharmacy claims incurred and paid from January 1, 2021 to December 31, 2023 provided by Anthem and Caremark.

No adjustment for interest was used in this analysis. Anthem and Caremark don't charge administrative fees for processing run-out claims so no administrative fee reserve is required.

METHODOLOGY

The unpaid claim liability (UCL), also called the incurred but not reported (IBNR) reserve, at a specified date is essentially the estimated claims incurred up to that date less the claims that have been (incurred and) paid to that date. Since the incurred and paid claims are known, the UCL is easily determined once the incurred claims have been estimated.

The traditional loss development method uses historical claim payment patterns to develop completion factors that are used to estimate incurred claims. The claims incurred in a given month and paid by the end of the experience period are divided by the completion factor to estimate the incurred claims for that month. The UCL for that month is subsequently determined by subtracting the known incurred and paid claims from the estimated incurred claims. The total UCL is merely the sum of all the appropriate monthly UCL estimates.

This method is relatively easy to understand and is effective when the historical claim payment patterns are deemed to be stable enough to estimate current/future claim payment patterns and when several months of claim payments (run-out) after the incurred month are available. When the run-out for any month is limited, this month is called immature and the associated completion factor is significantly less than one. The resulting incurred claim estimate is unstable. Consequently, a secondary method has traditionally been used to estimate the immature months.

The secondary method for health claims is often an average of historical incurred claims adjusted for claim trend and enrollment between the historical period and the time of interest. One of the shortcomings of this secondary method is that the available claim payment information for the month being estimated is not used. Another problem is that the line of demarcation between mature months and immature months is as much art as science.

The Bornhuetter-Ferguson Method (BFM) addresses both of these issues by blending the loss development method and the secondary method. The BFM uses the available incurred and paid data and the expected UCL developed from the secondary method to estimate incurred claims. This method generally provides a more stable estimate than the pure loss development method, a more responsive estimate than the secondary method, and a reasonable technique for blending the results of both methods.

Using the BFM with claims paid through December 31, 2023, the resulting UCL for December 31, 2023 was approximately \$124.6 million. In addition, an explicit margin for adverse deviation of 5.0% of claims unpaid on December 31, 2023 has been used.

RESULTS

The result of our reserve analysis shows the following components of our December 31, 2023 reserve for the Kentucky Employees' Health Plan.

Exhibit 1

Kentucky Employees' Health Plan Terminal Liability Calculation as of December 31, 2023				
	Unpaid Claims Liability as of December 31, 2023	Margin (5%)	Administrative Fees for Processing Runout Claims	Total IBNR Reserve (Rounded to Nearest \$1,000)
Medical	\$120,552,540	\$6,027,627	\$0	\$126,580,000
Pharmacy	\$727,096	\$36,355	\$0	\$763,000
CDHP HRA	\$1,869,527	\$93,476	\$0	\$1,963,000
Waiver HRA	\$1,480,552	\$74,028	\$0	\$1,555,000
Grand Total	\$124,629,714	\$6,231,486	\$0	\$130,861,000

* Claims that have been processed and paid, and invoiced to KEHP but not yet paid are excluded from these actuarial estimates, though this may represent an additional liability outside the scope of this actuarial review. The estimates provided also exclude unallocated amounts, which are believed to be immaterial to the Plan.

*No administrative fees are required from Anthem or Caremark for processing runout claims.

Exhibit 2a
Kentucky Employees' Health Plan
Medical and Pharmacy
Terminal Liability Calculation as of December 31, 2023

Month	Enrollment	Estimated Incurred Claims	Completion Factor	Actual Paid	Total Unpaid Claim Reserve
Jan-21	140,547	\$123,036,369	1.000	\$123,036,369	\$0
Feb-21	140,166	\$118,057,653	1.000	\$118,057,653	\$0
Mar-21	140,054	\$139,645,035	1.000	\$139,645,035	\$0
Apr-21	139,665	\$139,406,521	1.000	\$139,406,521	\$0
May-21	139,369	\$137,350,081	1.000	\$137,350,081	\$0
Jun-21	139,022	\$155,947,127	1.000	\$155,947,127	\$0
Jul-21	138,284	\$152,992,632	1.000	\$152,992,632	\$0
Aug-21	137,179	\$157,117,028	1.000	\$157,117,028	\$0
Sep-21	136,596	\$151,379,831	1.000	\$151,379,831	\$0
Oct-21	138,675	\$158,093,617	1.000	\$158,093,617	\$0
Nov-21	138,498	\$164,104,478	1.000	\$164,104,478	\$0
Dec-21	138,422	\$182,853,072	1.000	\$182,853,072	\$0
Jan-22	139,271	\$119,549,481	1.000	\$119,549,481	\$0
Feb-22	138,919	\$120,305,386	1.000	\$120,282,374	\$23,013
Mar-22	138,935	\$145,211,386	1.000	\$145,163,434	\$47,953
Apr-22	138,732	\$138,128,555	0.999	\$138,049,483	\$79,072
May-22	138,533	\$145,394,515	0.999	\$145,245,590	\$148,924
Jun-22	138,120	\$156,136,381	0.999	\$155,902,308	\$234,073
Jul-22	137,350	\$147,243,648	0.998	\$146,980,117	\$263,530
Aug-22	136,362	\$157,934,808	0.998	\$157,582,121	\$352,687
Sep-22	135,557	\$153,786,185	0.997	\$153,286,542	\$499,643
Oct-22	137,962	\$159,228,178	0.997	\$158,727,327	\$500,851
Nov-22	138,038	\$167,254,047	0.997	\$166,793,646	\$460,401
Dec-22	138,200	\$176,655,199	0.997	\$176,079,822	\$575,377
Jan-23	138,657	\$129,365,343	0.996	\$128,895,061	\$470,283
Feb-23	138,390	\$133,731,316	0.995	\$133,074,733	\$656,583
Mar-23	138,646	\$161,813,522	0.993	\$160,692,648	\$1,120,874
Apr-23	138,642	\$152,121,821	0.992	\$150,851,627	\$1,270,194
May-23	138,525	\$164,636,828	0.989	\$162,875,212	\$1,761,616
Jun-23	138,392	\$174,742,416	0.987	\$172,440,260	\$2,302,156
Jul-23	138,166	\$169,137,621	0.983	\$166,205,913	\$2,931,708
Aug-23	137,374	\$180,605,769	0.975	\$176,164,323	\$4,441,446
Sep-23	136,796	\$166,321,491	0.963	\$160,191,982	\$6,129,509
Oct-23	139,327	\$185,148,997	0.940	\$174,048,400	\$11,100,597
Nov-23	139,556	\$189,644,729	0.886	\$167,946,053	\$21,698,675
Dec-23	139,704	\$193,733,710	0.669	\$129,523,238	\$64,210,472
Total		\$5,567,814,775		\$5,446,535,139	\$121,279,636

Exhibit 2b
Kentucky Employees' Health Plan
Medical
Terminal Liability Calculation as of December 31, 2023

Month	Enrollment	Estimated Incurred Claims	Completion Factor	Actual Paid	Total Unpaid Claim Reserve
Jan-21	140,547	\$84,637,361	1.000	\$84,637,361	\$0
Feb-21	140,166	\$80,169,266	1.000	\$80,169,266	\$0
Mar-21	140,054	\$93,224,422	1.000	\$93,224,422	\$0
Apr-21	139,665	\$93,357,601	1.000	\$93,357,601	\$0
May-21	139,369	\$92,676,498	1.000	\$92,676,498	\$0
Jun-21	139,022	\$108,212,507	1.000	\$108,212,507	\$0
Jul-21	138,284	\$106,822,190	1.000	\$106,822,190	\$0
Aug-21	137,179	\$109,749,456	1.000	\$109,749,456	\$0
Sep-21	136,596	\$104,430,974	1.000	\$104,430,974	\$0
Oct-21	138,675	\$110,102,818	1.000	\$110,102,818	\$0
Nov-21	138,498	\$113,852,212	1.000	\$113,852,212	\$0
Dec-21	138,422	\$128,014,683	1.000	\$128,014,683	\$0
Jan-22	139,271	\$79,319,297	1.000	\$79,319,297	\$0
Feb-22	138,919	\$80,874,829	1.000	\$80,858,806	\$16,023
Mar-22	138,935	\$98,021,758	1.000	\$97,990,652	\$31,106
Apr-22	138,732	\$93,763,030	0.999	\$93,707,726	\$55,304
May-22	138,533	\$98,525,900	0.999	\$98,411,767	\$114,133
Jun-22	138,120	\$107,323,137	0.998	\$107,133,835	\$189,302
Jul-22	137,350	\$100,394,843	0.998	\$100,192,811	\$202,032
Aug-22	136,362	\$107,405,058	0.998	\$107,138,745	\$266,313
Sep-22	135,557	\$104,439,601	0.996	\$104,040,125	\$399,476
Oct-22	137,962	\$109,949,705	0.996	\$109,562,948	\$386,757
Nov-22	138,038	\$116,866,552	0.997	\$116,535,152	\$331,400
Dec-22	138,200	\$123,776,449	0.997	\$123,348,924	\$427,525
Jan-23	138,657	\$82,023,067	0.996	\$81,694,807	\$328,260
Feb-23	138,390	\$86,366,829	0.994	\$85,860,013	\$506,816
Mar-23	138,646	\$105,447,179	0.991	\$104,512,697	\$934,482
Apr-23	138,642	\$97,706,603	0.989	\$96,622,543	\$1,084,060
May-23	138,525	\$104,130,150	0.985	\$102,581,094	\$1,549,057
Jun-23	138,392	\$113,427,810	0.982	\$111,351,619	\$2,076,190
Jul-23	138,166	\$109,887,195	0.975	\$107,172,217	\$2,714,978
Aug-23	137,374	\$116,120,815	0.964	\$111,914,308	\$4,206,507
Sep-23	136,796	\$107,207,105	0.945	\$101,297,496	\$5,909,609
Oct-23	139,327	\$119,204,622	0.909	\$108,354,305	\$10,850,317
Nov-23	139,556	\$125,761,358	0.829	\$104,305,146	\$21,456,212
Dec-23	139,704	\$128,518,701	0.482	\$62,002,021	\$66,516,680
Total		\$3,741,711,581		\$3,621,159,041	\$120,552,540

Exhibit 2c
Kentucky Employees' Health Plan
Pharmacy
 Terminal Liability Calculation as of December 31, 2023

Month	Enrollment	Estimated Incurred Claims	Completion Factor	Actual Paid	Total Unpaid Claim Reserve
Jan-21	140,547	\$38,399,008	1.000	\$38,399,008	\$0
Feb-21	140,166	\$37,888,387	1.000	\$37,888,387	\$0
Mar-21	140,054	\$46,420,614	1.000	\$46,420,614	\$0
Apr-21	139,665	\$46,048,920	1.000	\$46,048,920	\$0
May-21	139,369	\$44,673,583	1.000	\$44,673,583	\$0
Jun-21	139,022	\$47,734,620	1.000	\$47,734,620	\$0
Jul-21	138,284	\$46,170,442	1.000	\$46,170,442	\$0
Aug-21	137,179	\$47,367,571	1.000	\$47,367,571	\$0
Sep-21	136,596	\$46,948,857	1.000	\$46,948,857	\$0
Oct-21	138,675	\$47,990,799	1.000	\$47,990,799	\$0
Nov-21	138,498	\$50,252,265	1.000	\$50,252,265	\$0
Dec-21	138,422	\$54,838,388	1.000	\$54,838,388	\$0
Jan-22	139,271	\$40,230,184	1.000	\$40,230,184	\$0
Feb-22	138,919	\$39,430,557	1.000	\$39,423,568	\$6,989
Mar-22	138,935	\$47,189,628	1.000	\$47,172,782	\$16,846
Apr-22	138,732	\$44,365,525	0.999	\$44,341,757	\$23,768
May-22	138,533	\$46,868,615	0.999	\$46,833,823	\$34,792
Jun-22	138,120	\$48,813,244	0.999	\$48,768,473	\$44,771
Jul-22	137,350	\$46,848,805	0.999	\$46,787,306	\$61,498
Aug-22	136,362	\$50,529,751	0.998	\$50,443,376	\$86,374
Sep-22	135,557	\$49,346,584	0.998	\$49,246,417	\$100,167
Oct-22	137,962	\$49,278,473	0.998	\$49,164,379	\$114,094
Nov-22	138,038	\$50,387,495	0.997	\$50,258,494	\$129,001
Dec-22	138,200	\$52,878,750	0.997	\$52,730,898	\$147,852
Jan-23	138,657	\$47,342,276	0.997	\$47,200,254	\$142,022
Feb-23	138,390	\$47,364,486	0.997	\$47,214,719	\$149,767
Mar-23	138,646	\$56,366,344	0.997	\$56,179,951	\$186,392
Apr-23	138,642	\$54,415,218	0.997	\$54,229,084	\$186,134
May-23	138,525	\$60,506,678	0.996	\$60,294,119	\$212,559
Jun-23	138,392	\$61,314,606	0.996	\$61,088,641	\$225,965
Jul-23	138,166	\$59,250,426	0.996	\$59,033,696	\$216,730
Aug-23	137,374	\$64,484,954	0.996	\$64,250,016	\$234,939
Sep-23	136,796	\$59,114,386	0.996	\$58,894,486	\$219,900
Oct-23	139,327	\$65,944,375	0.996	\$65,694,096	\$250,280
Nov-23	139,556	\$63,883,371	0.996	\$63,640,907	\$242,464
Dec-23	139,704	\$65,215,009	1.035	\$67,521,217	(\$2,306,208)
Total		\$1,826,103,194		\$1,825,376,098	\$727,096

Exhibit 3

**Kentucky Employees' Health Plan
 Terminal Liability Calculation as of December 31, 2023**

Health Reimbursement Arrangements

CDHP HRA				
Period	Paid To Date	Completion Factor	Total Incurred	Unpaid Claim Reserve
Oct-Dec 2020	\$11,006,273	100.0%	\$11,006,273	\$0
Jan-Mar 2021	\$16,397,794	100.0%	\$16,397,794	\$0
Apr-Jun 2021	\$15,462,852	100.0%	\$15,462,852	\$0
Jul-Sep 2021	\$12,037,415	100.0%	\$12,037,415	\$0
Oct-Dec 2021	\$11,003,369	100.0%	\$11,003,369	\$0
Jan-Mar 2022	\$17,815,700	100.0%	\$17,814,143	(\$1,558)
Apr-Jun 2022	\$16,173,982	100.0%	\$16,172,532	(\$1,450)
Jul-Sep 2022	\$11,829,294	100.0%	\$11,828,201	(\$1,093)
Oct-Dec 2022	\$10,844,381	100.0%	\$10,848,482	\$4,100
Jan-Mar 2023	\$18,720,743	98.4%	\$19,024,377	\$303,634
Apr-Jun 2023	\$15,480,236	97.9%	\$15,809,266	\$329,030
Jul-Sep 2023	\$11,508,511	97.0%	\$11,861,053	\$352,541
Oct-Dec 2023	\$10,190,075	92.0%	\$11,074,396	\$884,321
Total	\$178,470,627		\$180,340,154	\$1,869,527

Waiver HRA				
Plan Year	Paid To Date	Completion	Total Incurred	Unpaid Claim
2020	\$36,232,583	100.0%	\$36,232,583	\$0
2021	\$35,920,332	100.0%	\$35,920,332	\$0
2022	\$35,207,933	100.0%	\$35,207,933	\$0
2023	\$34,519,912	95.9%	\$36,000,465	\$1,480,552
Total	\$141,880,760		\$143,361,313	\$1,480,552

Exhibit 4

**Kentucky Employees' Health Plan
 Rx Rebates as of December 31, 2023**

Plan Year	Rebate Amount		
	Accounting	Incurred	
Q1 2020	\$35,062,495	\$44,376,478	Actual/Estimate
Q2 2020	\$41,193,980	\$45,265,406	Actual/Estimate
Q3 2020	\$38,937,487	\$45,827,667	Actual/Estimate
Q4 2020	\$59,869,128	\$47,402,023	Actual/Estimate
Q1 2021	\$43,236,360	\$42,457,931	Actual/Estimate
Q2 2021	\$43,485,834	\$46,194,540	Actual/Estimate
Q3 2021	\$46,018,808	\$46,312,611	Actual/Estimate
Q4 2021	\$53,715,648	\$49,067,882	Actual/Estimate
Q1 2022	\$46,693,187	\$53,180,438	Actual/Estimate
Q2 2022	\$52,280,271	\$56,196,094	Actual/Estimate
Q3 2022	\$56,253,088	\$58,900,993	Actual/Estimate
Q4 2022	\$64,784,729	\$59,268,631	Actual/Estimate
Q1 2023	\$57,552,152	\$65,065,700	Actual/Estimate
Q2 2023	\$65,764,561	\$74,720,291	Actual/Estimate
Q3 2023	\$72,171,819	\$79,882,166	Estimate/Estimate
Q4 2023	\$86,782,443	\$81,684,823	Estimate/Estimate

Exhibit 5
Kentucky Employees' Health Plan
Premium Deficiency Reserve as of December 31, 2023

Calculation of the Premium Deficiency Reserve	
(figures in \$millions)	
Revenue	
Medical and Pharmacy Premiums	\$1,840.4
HRA Waiver Premiums	\$50.8
Interest Income	\$16.8
Pharmacy Rebates	\$282.3
Total Revenue (a)	\$2,190.3
Expenses	
Medical and Pharmacy Claims	\$2,018.6
Administrative Fees (Medical & Pharmacy)	\$83.9
Operating Expenses/ERRP	\$8.6
HRA (waiver & select) Claims	\$93.8
Total Expenses (b)	\$2,204.9
Net Gain/(Loss) (a) - (b)	(\$14.6)

* As of December 31, 2023, there are no longer any "future" claims, admin fees, or premiums relate to the 2023 plan year. Therefore, there is no estimated premium deficiency reserve as of December 31, 2023. Above is the revenue and expenses experience of plan year 2023.

Anthem clinical update Integrated Health Model (IHM)



Kentucky Employees' Health Plan (KEHP) Report for: January 1, 2023 – December 31, 2023

This report provides an overview of the KEHP's key demographic data elements, IHM participant engagement, Utilization Management, and MyHealth Advantage activity during the reporting period.

Demographics	Current
Average number of members	261,133
Average population age	37

Clinical programs	Total identified	Engaged	% Engaged
IHM	58,585	7,282	12.4%*
Behavioral Health	864	253	29.3%
Future Moms	77	36	46.8%

*Members identified for outreach/engaged

	During period
Why Weight Kentucky	603

	Enrollments
Diabetes Prevention Program (DPP)	3,012

Utilization Management	Authorization requests	Approval rate
Inpatient	10,990	92.65%
Outpatient	70,616	90.75%
Total	81,606	91.01%

MyHealth Advantage	Total eligible	Notes generated	Total alerts	Gaps in care alerts	Preventive alerts
Total	259,345	72,826	324,638	23,479	110,889

- **Anthem Blue Cross and Blue Shield (Anthem)** works with the KEHP to integrate health by innovation. This holistic model offers care which focuses on improving health and promoting physical, emotional, mental, and financial well-being for the KEHP membership.
- **Behavioral Health Clinical Care Management programs:** Provide outreach, support, and guidance for members with complex behavioral health conditions. The Behavioral team may also collaborate with Personal Health Consultants to ensure continuity of medical and mental health needs.
- **Diabetes Prevention Program (DPP):** DPP is a lifestyle change program available to members and their dependents identified with pre-diabetes or with a high risk of developing diabetes.
- **Future Moms:** Program which helps expectant women to maintain healthy pregnancies by offering early-risk assessment, providing obstetrical nursing support, and following the pregnancy from the first trimester through delivery.
- **IHM:** Better health, better outcomes promoted by identifying and engaging members and creating cases with Registered Nurses, referred to as Personal Health Consultants. Through innovative, smart triggers, the program finds members at risk for serious and costly medical conditions and directs them to specialized programs.
- **MyHealth Advantage:** An early-risk management program that is designed to help improve members' compliance with evidence-based care recommendations. The program provides personalized information via MyHealth Note, which empowers members to take greater control of their health and healthcare decision-making.
- **Utilization Management:** Preauthorization is required for nonemergency hospital admissions, inpatient services, and select outpatient services. This chart shows the requested authorizations and percentage approved.
- **Why Weight Kentucky:** This weight management program is designed to help members improve their health and achieve safe weight loss goals through support and guidance from a Personal Health Consultant.

Anthem Blue Cross and Blue Shield (Anthem) is a member of Anthem Health Plans of Kentucky, an independent member of the Anthem Blue Cross and Blue Shield Association. Anthem is a registered provider of health insurance companies in Kentucky.

©2023 Anthem Blue Cross and Blue Shield

Kentucky Employees' Health Plan – Status Report
4th Quarter, 2023
Attachment F – Anthem Performance Guarantees
 Page F-2

	Quarterly Contract Results																
	Jan	Feb	Mar	Apr	May	Jun	Jul	Aug	Sep	Oct	Nov	Dec	YTD				
ASA	Goal: 30.00																
Performance	4.17	12.02	8.12	3.77	4.77	8.60	5.52	6.98	3.14	4.42	3.83	2.34	7.78	5.82	5.25	3.62	5.68
Goal Var.	-25.83	-17.98	-21.88	-26.23	-25.23	-21.40	-24.48	-23.02	-26.86	-25.58	-26.17	-27.96	-22.22	-24.18	-24.75	-26.38	-24.32
PG Status													Met	Met	Met	Met	Met
Call Abandonment Rate	Goal: 2.00%																
Performance	0.18%	0.37%	0.25%	0.10%	0.12%	0.30%	0.08%	0.24%	0.11%	0.15%	0.08%	0.04%	0.25%	0.18%	0.14%	0.10%	0.17%
Goal Var.	-1.82%	-1.63%	-1.75%	-1.90%	-1.88%	-1.70%	-1.92%	-1.76%	-1.89%	-1.85%	-1.92%	-1.96%	-1.74%	-1.82%	-1.86%	-1.90%	-1.83%
PG Status													Met	Met	Met	Met	Met
ID Card Issuance 10 Bus Days	Goal: 99.00%																
Performance	100.00%	100.00%	100.00%	100.00%	100.00%	100.00%	100.00%	100.00%	100.00%	100.00%	100.00%	100.00%	100.00%	100.00%	100.00%	100.00%	100.00%
Goal Var.	1.00%	1.00%	1.00%	1.00%	1.00%	1.00%	1.00%	1.00%	1.00%	1.00%	1.00%	1.00%	1.00%	1.00%	1.00%	1.00%	1.00%
PG Status													Met	Met	Met	Met	Met
Eligibility Updates 5 Bus Days	Goal: 100.00%																
Performance	100.00%	100.00%	100.00%	100.00%	100.00%	100.00%	100.00%	100.00%	100.00%	100.00%	100.00%	100.00%	100.00%	100.00%	100.00%	100.00%	100.00%
Goal Var.	0.00%	0.00%	0.00%	0.00%	0.00%	0.00%	0.00%	0.00%	0.00%	0.00%	0.00%	0.00%	0.00%	0.00%	0.00%	0.00%	0.00%
PG Status													Met	Met	Met	Met	Met
Member Satisfaction - Net Promoter Score	Goal: 40.00																
Performance	78.60	79.15	77.21	83.90	81.31	85.03	85.54	81.82	85.59	84.81	82.35	82.18	78.28	83.33	84.24	83.27	81.97
Goal Var.	38.60	38.15	37.21	43.80	41.31	45.03	45.54	41.82	45.59	44.81	42.35	42.18	38.28	43.33	44.24	43.27	41.87
PG Status													Met	Met	Met	Met	Met



Performance Guarantees Tracking & Reporting

Commonwealth of Kentucky

For period ending: 12/31/2023

Guarantees	Target	Thrsh	Q1: Jan - Mar			Q2: Apr - Jun			Q3: Jul - Sep			Q4: Oct - Dec			Year	Penalty Unit	Actual Penalty
			F1	2	95	F1	2	97	F1	1	96	F1	2	94			
01 Retail Network Pharmacy Access - Nationwide	Greater Than or Equal To 5.0 Mile(s)	95	F1			F1			F1			F1		100	15,000.	Dollar Per PG	
02 Paper Claims Turnaround Time - Clean	Less than or Equal To 5 Business Day(s)	95	2			2			1			2		F2	11,250.	Dollar Per PG	
03 Mail Turnaround Time - Clean	Greater Than or Equal To 2 Business Day(s)	95	98			97			96			94		F2	11,250.	Dollar Per PG	
04 Mail TAT			Met			Met			Met			Met		F2	11,250.	Dollar Per PG	
04a Mail Turnaround Time - Non Clean	Greater Than or Equal To 5 Business Day(s)	97	99			99			99			98		F2		Dollar Per PG	
04b Mail Turnaround Time - Non Clean - 2	Less than or Equal To 5 Business Day(s)	100	1			1			1			1		F2		Dollar Per PG	
05 Mail Service Accuracy - Non Std	Greater Than or Equal To 99.99 %		100			100			100			99.99		F2	11,250	Dollar Per PG	
06 Electronic Claims Processing Accuracy (PBM)	Greater Than or Equal To 99.95 %		Met			Met			Met			Met		F2	11,250	Dollar Per PG	
07 Telephone Speed of Answer			Met			Met			Met			Met		F2	37,500	Dollar Per PG	
07a Telephone Average Live Voice Answer	Less than or Equal To 25 Sec(s)		2			4			4			6		F2		Dollar Per PG	
07b Telephone Speed of Answer - TSP	Greater Than or Equal To 30 Sec(s)	85	98			98			97			98		F2		Dollar Per PG	
08 Telephone Abandonment Rate - Live Voice	Less than or Equal To 3 %	15	0			0			0			0		F2	18,750	Dollar Per PG	
09 First Call Resolution	Greater Than or Equal To 95 %		99			99			99			99		F2	37,500	Dollar Per PG	
10a Written Inquiry - 1	Greater Than or Equal To 5 Business Day(s)	97	100			100			100			100		F2	5,625	Dollar Per PG	

Performance Guarantees Tracking & Reporting



Commonwealth of Kentucky

For period ending: 12/31/2023

Guarantees	Target	Thrsh	Q1: Jan - Mar			Q2: Apr - Jun			Q3: Jul - Sep			Q4: Oct - Dec			Year	Penalty Unit	Actual Penalty
			100	F1	F1	100	F1	F1	100	F1	F1	100	F1	F1			
10b Written Inquiry - 2	Equal to 10 Business Day(s)	Thr	100		100		100		100		F2		5,625		Dollar Per PG		
11 Customer Satisfaction	Greater Than or Equal To 93 %	Tgt	F1		F1		F1		F1		94		150,000		Dollar Per PG		
12 Plan Design Update	Equal to 100 %	Tgt	F1		F1		F1		F1		Met		75,000		Dollar Per PG		
13 Annual Reviews	Equal to 100 %	Tgt	F1		F1		F1		F1		Met		45,000		Dollar Per PG		
14 Account Management Satisfaction	Greater Than or Equal To 4 Rating	Tgt	F1		F1		F1		F1		4		150,000		Dollar Per PG		
15 Standard Reporting	Less than or Equal to 30 Day(s)	Tgt	Met		Met		Met		Met		F2		11,250		Dollar Per PG		
16 Eligibility Load Accuracy	Greater Than or Equal To 98 %	Tgt	N/A		N/A		N/A		N/A		F2		37,500		Dollar Per PG		
17 Eligibility Updates	Equal to 2 Business Day(s)	Thr	N/A		N/A		N/A		N/A		F2		15,000		Dollar Per PG		
18 Account Management - Meetings	Equal to 100 %	Tgt	Met		Met		Met		Met		F2		18,750		Dollar Per PG		
19 ID Cards - Ongoing	Greater Than or Equal To 4 Business Day(s)	Thr	100		100		100		100		F2		11,250		Dollar Per PG		



Performance Guarantees Tracking & Reporting

Commonwealth of Kentucky

For period ending: 12/31/2023

Guarantees	Target	Thresh	Q1: Jan - Mar	Q2: Apr - Jun	Q3: Jul - Sep	Q4: Oct - Dec	Year	Penalty Unit	Actual Penalty
------------	--------	--------	---------------	---------------	---------------	---------------	------	--------------	----------------

Penalty Sum: 11,250.00
 Paid Sum: 0.00
 Net Due: 11,250.00

Footnotes:

- F1: Quarterly stat not applicable to specific guarantee
- F2: Annual stat not applicable to specific guarantee
- F3: Stat not applicable to contract years 2 and beyond
- c = Client Specific Guarantee
- cl = Coalition Specific Guarantee (also indicates TPA or healthplan specific guarantee)
- L = Guarantee covers all lines of business
- t = Tiered Penalty w = Weighted Average
- Measurement Basis: Tgt = Target Thr = Threshold

NOTE: Met = Performance Guarantee Achieved

NOTE: NA = Results are reported as N/A when no activity occurred for that particular PG

NOTE: Payment due by Thirty (30) days after End of Cnt Yr Rpt Crd Sub

(C)2015 CVS/caremark. All Rights Reserved.
 106-34332b 050115

CONFIDENTIAL - For Client and CVS/caremark Use Only

Monthly, Quarterly and Semi-annual data are unaudited statistics and are subject to change at year end.

Kentucky Employees' Health Plan – Status Report
 4th Quarter, 2023
 Attachment H – HealthEquity Performance Guarantees
 Page H-1

PG #	FSA/HRA COBRA	Administrative Fees or Dollars at Risk	Total Administrative Fees or Dollars at Risk	Population Measured	Category	Benchmark	Collection	2023 Q4 Actual	2023 Q4 Target	Notes
1	FSA/HRA	1.50%	FSA: 16% HRA: 14.5%	Client-Specific Custom	Service Center Performance	Abandonment	53%	1%	Met	Q2 & Q4 Client Relationship Survey
2	FSA/HRA	2.00%	FSA: 16% HRA: 14.5%	Book of Business Standard	Claims Management	Claims Accuracy - Financial	99% payment (financial) accuracy	99.8%	Met	Card Package is mailed with actual card.
3	FSA/HRA	1.50%	16.00%	Client-Specific Custom	File Management	File Report	Contribution File: Producing a contribution file report	Met	Met	
4	FSA/HRA	1.50%	FSA: 16% HRA: 14.5%	Book of Business - Custom	Card Fulfillment	Card Fulfillment	100% of cards mailed within ten (10) business days of receipt of a clean enrollment file from Client. [15 during OC]	100%	Met	WageWorks sends an email notifying the Plan that a file has been processed and that it contains errors. The email provides a link to the WageWorks Employer website for the Plan to view the actual errors within 24 hours of the file posting.
5	FSA/HRA	1.50%	FSA: 16% HRA: 14.5%	Client-Specific Custom	File Management	File Processing	Eligibility File: Load 99% of eligibility files within two business days.	100%	Met	WageWorks provides on-demand contribution reports that can be downloaded via the WageWorks Employer website.
6	FSA/HRA	1.50%	FSA: 16% HRA: 14.5%	Client-Specific Custom	File Management	Error Report	Eligibility Report: Send an email with error information on eligibility files or updates within two business days.	Met	Met	
7	FSA/HRA	1.50%	16.00%	Client-Specific Custom	Reporting	Data Reporting	Reporting: Producing standard quarterly reports with thirty days of the end of the quarter	Met	Met	
8	FSA/HRA	1.50%	FSA: 16% HRA: 14.5%	Client-Specific Custom	Service Center Performance	Call Response Time	Average Speed to Answer: Answering calls to customer service line with an average time of 30 seconds or less	13	Met	
9	FSA/HRA	1.50%	FSA: 16% HRA: 14.5%	Client-Specific Custom	Relationship Management	Repayment File	Producing a repayment report at 45 days of quarter close showing current status of monies owed to REXP by members due to enrollment end/or funding error	Met	Met	
10	FSA	2.00%	16.00%	Client-Specific Custom	Relationship Management	Client Satisfaction - Custom	FSA Account Management: Measuring satisfaction using a mutually agreeable scorecard.	N/A	N/A	
11	HRA	2.00%	14.50%	Client-Specific Custom	Relationship Management	Client Satisfaction - Custom	HRA Account Management: Measuring satisfaction using a mutually agreeable scorecard.	N/A	N/A	
12	FSA/HRA	1.50%	FSA: 16% HRA: 14.5%	Client-Specific Custom	Reporting	Data Reporting	Reporting: Producing standard quarterly reports with thirty days of the end of the quarter	N/A	N/A	Q2 & Q4 Client Relationship Survey
20	COBRA	2.00%	14.50%	Book of Business Standard	Client Services	Client Satisfaction	COBRA Account Management: Measuring satisfaction using a mutually agreeable scorecard.	N/A	N/A	Card Package is mailed with actual card.
21	COBRA	3.00%	14.50%	Book of Business Standard	Program Administration	Timely notification within regulatory requirements	Sending 98% of all applications and notices within seven business days.	Met	Met	Q2 & Q4 Client Relationship Survey
22	COBRA	2.00%	14.50%	Book of Business Custom	Program Administration	Billing Turnaround	Billing Turnaround: Posting 90% of payments within seven business days	100%	100.00%	
23	COBRA	1.50%	14.50%	Book of Business Custom	Program Administration	Collection	Collection: Providing accurate premium distribution and reporting by the fifteenth of each month.	100%	100.00%	
24	COBRA	1.50%	14.50%	Client Specific Standard	Technology	File Processing (Eligibility)	Eligibility File: Load 99% of qualifying event files within two business days.	100%	100.00%	
25	COBRA	1.50%	14.50%	Client Specific Custom	Technology	Error Report (Eligibility)	Eligibility Report: Produce an error report on eligibility files or updates within two business days.	Met	Met	
26	COBRA	1.50%	14.50%	Book of Business Standard	COBRA Operations	Election Packages	Mailing all COBRA election packages within seven business days.	Met	Met	
27	COBRA	1.50%	14.50%	Client Specific Custom	Reporting	Reporting	Reporting: Producing standard monthly reports within thirty days after the end of the month or quarter.	Met	Met	

Kentucky Employees' Health Plan – Status Report
4th Quarter, 2023
Attachment I – WebMD Performance Guarantees
Page I-1

Category	SLA	Description	Fees at Risk	Target	Result
Availability	Availability Test	The Availability Test is designed to measure performance-adjusted availability. Overall response time is not considered during this test, unless the availability threshold is exceeded.	2% of the monthly Portal Fees as liquidated damages for each incremental 0.50% reduction in monthly Availability, as set forth below: 99.00 - 99.49: 2% 98.50 - 98.99: 4% 98.00 - 98.49: 6% 97.50 - 97.99: 8% Below 97.50%: 10%	99.50%	Met, 100%
Response Time	Average Response Time Test	The Average Response Time test is designed to ensure that the site provided by WebMD is, on average, delivered to the Commonwealth in a timely manner. This test is measured from within the WebMD hosting sites and is calculated as being from when a webpage is requested until the first byte is returned.	1% of monthly Portal Fees as liquidated damages for each incremental second increase in monthly Average Response Time, as set forth below: 5-6 seconds: 1% 6-7 seconds: 2% 7-8 seconds: 3% 8-9 seconds: 4% >9 seconds: 5%	5 seconds	Met, less than 1 second
Satisfaction - End User	Participant Satisfaction	The Performance Guarantee will be met if ninety percent (90%) or more of the responses across all questions and respondents equal a 4 (Agree) or a 5 (Strongly Agree). Participant satisfaction will be measured annually by the administration of the survey questions outlined in the Participant Satisfaction Evaluation attached hereto as Attachment A. The survey will be presented after an Eligible Employee has been registered for a minimum of one (1) month.	0.5% of annual Portal Fees payable as liquidated damages	90% or more of the responses across all questions and respondents equal a 4 (Agree) or a 5 (Strongly Agree).	Still calculating
Satisfaction - Client	Customer Satisfaction	The Performance Guarantee will be met if ninety percent (90%) or more of the total responses across all questions are "Strongly Agree" (5) or "Agree" (4). Commonwealth's satisfaction will be measured annually by the administration of the survey questions outlined in the Commonwealth Satisfaction Evaluation attached hereto as Attachment B. The survey will be administered within four (4) weeks after the end of the program year via an online survey tool. A minimum of five (5) participants who interacted directly with the WebMD Account Team (collectively the Strategic Account Executive and the Client Success Manager) on a regular basis. The participants must identify themselves on the survey. Scoring will be measured by the number of respondents who select a rating of Strongly Agree (5) or Agree (4). Responses of "Not Applicable" and responses left blank will not be included in the Performance Guarantee calculation.	0.5% of annual Portal Fees payable as liquidated damages	90% or more of the responses across all questions and respondents equal a 4 (Agree) or a 5 (Strongly Agree).	Still calculating
Reporting	On-Time Delivery of Reports	WebMD will make available the monthly, quarterly, annually CoreInsights reports available to the Commonwealth by the tenth (10th) day after such CoreInsights report is due.	1% of the monthly, quarterly, or annual Portal Fees payable as liquidated damages, as applicable, if the period in which the CoreInsight reports are available to the Commonwealth is greater than ten (10) days after the applicable period.	By the 10th day after report is due to client.	Met
Call Center	Speed to Answer	The Performance Guarantee will be met if eighty percent (80%) of total calls annually are answered within the first thirty (30) seconds.	1% of the annual Portal Fees payable as liquidated damages if the total calls annually are not answered within the first thirty (30) seconds.	80%	Met (confirming final calculation)
Call Center	Abandonment Rate	The Performance Guarantee will be met if less than five percent (5%) of total inbound calls annually are abandoned before the phone is answered by the Customer Service Representative.	1% of the annual Portal Fees payable as liquidated damages if more than five percent (5%) of the total inbound calls annually are abandoned before the phone is answered by the Customer Service Representative.	Less than 5%	Met (confirming final calculation)
Eligibility File	Eligibility file processing	Upon receipt of a clean enrollment file from the Commonwealth, WebMD will process enrollment within 48 hours.	0.5% of the annual Portal Fees payable as liquidated damages if the enrollment file is processed within 48 hours.	Within 48 hours	Met
Incentives Management	Incentives Fulfillment	Incentives and rewards provided to participants in the wellbeing program will be 100% accurate.	0.5% of the annual Portal Fees payable as liquidated damages.	100%	Did not meet (does KY agree?)
Incentives Management	Self-Reported Activities	99% of self-reported incentivized activity will be captured and awarded within 24 hours of the participant's online submission of the activity.	0.5% of the annual Portal Fees payable as liquidated damages.	99%	Met
Incentives Management	HA and Biometrics Incentives	99% of HRQs and biometric screenings will be captured and incentivized accurately.	0.5% of the annual Portal Fees payable as liquidated damages.	99%	Met

Kentucky Employees' Health Plan – Status Report
4th Quarter, 2023
Attachment I – WebMD Performance Guarantees
Page I-2

Category	SLA	Description	Fees at Risk	Target	Result
Portal Participation	Activity Completion	30% employee participants on WebMD will complete at least two activities in each Program Year. Portal Participation will be measured annually within ninety (90) days after the end of the Program Year. WebMD ONE Portal Participation shall be defined as a registered Employee who has completed two Activities on the WebMD ONE Portal.	In the event WebMD does not meet the percentage set for each Program Year, WebMD will provide a credit of the annual Portal Fees as liquidated damages for the year in which the percentage is not achieved. <ul style="list-style-type: none"> • If greater than or equal to 30% = 0.00% of annual Portal Fees as liquidated damages; • If less than 30% = 2.0% of annual Portal Fees as liquidated damages. 	30%	Still calculating
Satisfaction	Lifestyle Participants	80% of responses from the Participants who take a satisfaction survey and who have completed at least two (2) coaching sessions will be Agree or Strongly Agree on the survey across all four questions: 1. Your Health Coach was knowledgeable. 2. The coaching session was a positive experience. 3. Your coaching session motivated you to make health changes in your life 4. You learned something	If 70% or more but less than 80% of responses are Agree or Strongly Agree on the survey: 1.0% of the Annual Health Coaching Fees. # If 60% or more but less than 70% of responses are Agree or Strongly Agree on the survey: 2.5% of Annual Health Coaching Fees. # If less than 60 of responses are Agree or Strongly Agree on the survey: 4% of the Annual Health Coaching Fees.	80%	Met, result 90%
ROI	Lifestyle	WebMD will provide a 0.8:1 ROI in Contract Year 1, 1.25:1 in Contract Year 2, and 1.5:1 in Contract Year 3 and each subsequent Contract Year. In the event that the ROI for a particular Contract Year does not meet these standards, WebMD will provide a credit of 2% of the Annual Lifestyle Health Coaching fees for the year in which the ROI metric is not achieved.	Contract Year 1: # $\geq 0.7:1$ and $< 0.8:1 = 1.0\%$; # $\geq 0.8:1$ and $< 0.7:1 = 1.5\%$; # $< 0.8:1 = 2.0\%$ Contract Year 2: # $\geq 1.1:1$ and $< 1.25:1 = 1.0\%$; # $\geq 1.0:1$ and $< 1.1:1 = 1.5\%$; # $< 1.0:1 = 2.0\%$ Contract Year 3 and each subsequent Contract Year: # $\geq 0.1.25:1$ and $< 1.5:1 = 1.0\%$; # $\geq 1.0:1$ and $< 1.25:1 = 1.5\%$; # $< 1.0:1 = 2.0\%$	2% maximum of health coaching fees	Still calculating
HA Cohort Risk Change	Risk Change	Achieve a 1% net reduction in the average number of health risks in WebMD's twelve (12) standard modifiable risk factors set forth below as measured by comparing all HA completers in each Program Year. The twelve (12) standard modifiable risk factors are: (i) alcohol, (ii) blood pressure, (iii) blood sugar, (iv) cholesterol, (v) emotional health, (vi) exercise, (vii) tobacco use, (viii) weight, (ix) nutrition, (x) stress, (xi) sleep, and (xii) preventative screening. Calculation of the Performance Guarantee $((\text{follow-up} \# \text{ risks} - \text{baseline} \# \text{ risks}) / \text{baseline} \# \text{ risks}) * 100 = -x.x\%$	One percent (1%) of the annual Portal Fees payable as liquidated damages if the percentage of net reduction has not been achieved. If greater than or equal to 1.0% = 0.00% of annual Portal Fees payable as liquidated damages If less than 1.0% = 1.0% of annual Portal Fees payable as liquidated damages	1% Net Reduction	Still calculating