



ANDY BESHEAR
GOVERNOR

501 HIGH STREET, 3RD FLOOR
FRANKFORT, KENTUCKY 40601
PHONE: (502) 564-7430
FAX (502) 564-7603
[HTTPS://PERSONNEL.KY.GOV](https://PERSONNEL.KY.GOV)

MARY ELIZABETH BAILEY
SECRETARY

August 30, 2024

The Honorable Andy Beshear
Governor of Kentucky
State Capitol Building
Frankfort, Kentucky 40601

Re: Second Quarter KEHP Trust Fund Status Report period ending June 30, 2024

Dear Governor Beshear:

Kentucky Revised Statute (KRS) 18A.2254 directs the Public Employee Health Insurance Program to submit quarterly reports on the status of the Kentucky Employees' Health Plan (KEHP) Trust Fund to the Governor, Interim Joint Committee on Appropriations and Revenue, Kentucky Group Health Insurance Board, and the Advisory Committee of State Health Insurance Subscribers.

The attached report includes, as of June 30, 2024:

1. The current balance of the trust fund;
2. A detailed description of all income to the trust fund;
3. A detailed description of all receipts due to the trust fund;
4. The total amount of payments made for claims from the trust fund;
5. A detailed description of all payments made to program administrators;
6. Current enrollment data;
7. Other information provided by the Secretary;
8. Other information requested by the Interim Joint Committee on Appropriations and Revenue; and

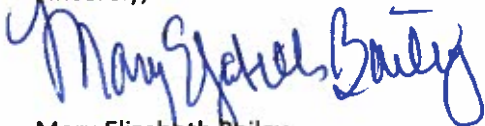
Kentucky Employees' Health Plan – Status Report
2nd Quarter, 2024
Page 2

9. Additional reports provided for Second and Fourth quarter reports:

- a. A projection of medical claims incurred but not yet reported that are considered liabilities to the trust fund;
- b. A statement of any other trust fund liabilities;
- c. A detailed calculation of premium rates, including base claims, trend assumptions, administrative fees, and any benefit and plan changes;
- d. A detailed description of the current in-state and out-of-state networks provided under the plan; and
- e. Specific data regarding the TPA's performance, including:
 - i. Results or outcomes of disease management and wellness programs;
 - ii. Results of case management audits, educational and communication efforts; and
 - iii. Comparison of actual measurable results to contract performance guarantees.

If you have any questions or need additional information, please feel free to contact my office at 564-0358.

Sincerely,



Mary Elizabeth Bailey
Secretary

1. Current Trust Fund Balance:

As of June 30, 2024, the balance of the self-insurance trust fund was \$277,813,470.72, which includes accounting for the 2016–2024 plan years, including reserves for Healthcare Reimbursement Arrangements (HRA) and Flexible Spending Accounts (FSA). Along with the detailed transactions, summary reports for each plan year, as well as a combined summary, have been provided.

2-5. Detailed Description of Trust Fund Transactions:

Detailed transactions of the trust fund are contained in **Attachment A**. Monthly detailed transaction reports have been provided to the Legislative Research Commission. A month-by-month summary of the trust fund accounting by premiums, interest income, drug rebates, claims, and ASO fees is included as **Attachment B**.

6. Current Enrollment Data:

A chart detailing the number of plan holders and the number of dependents covered under the plan is included as **Attachment C**. The totals shown reflect the same information as provided in the previous report, updated to include the most recent quarter's data.

7. Additional Information Provided by the Secretary of the Personnel Cabinet:

No additional information has been requested for inclusion in this report.

8. Additional Information as Requested by the Committee:

No additional information has been requested by the Committee for inclusion in this report.

9. Additional reports provided for Second and Fourth quarter reports:

a. A projection of medical claims incurred but not reported that are considered liabilities to the trust fund:

KEHP's actuarial consultant, Aon, has compiled a statement of medical claims incurred but not yet reported (IBNR). This report is included as **Attachment D**.

b. A statement of any other trust fund liabilities:

A statement of other trust fund liabilities for the fiscal year ending June 30, 2024, was filed with the annual financial statement for the Kentucky Employees' Health Plan.

c. A detailed calculation of premium rates including base claims, trend assumptions, administrative fees and any benefit and plan changes:

As required by KRS 18A.2254(1)(a), premium rates for the 2024 Plan Year were set forth in the 2024 KEHP Benefits Selection Guide, which was filed as a part of and appended to 101 KAR 2:210 on September 15, 2020.

d. A detailed description of the current in-state and out-of-state networks provided under the plan:
Due to the addition of new providers and termination of established providers, provider networks change on a continuous basis and printed directories are often obsolete. As a result, KEHP's Medical Third Party Administrator (TPA) Anthem advocates the use of their on-line provider directories, and updates them at least weekly. The link to Anthem's Find A Doctor provides the capability to search for a provider based on provider type and location. Anthem's dedicated KEHP Customer Service Center can provide additional assistance in locating a participating provider by calling 1-844-402-KEHP (5347). As of the date of this report, notwithstanding normal provider contracting activities, there are no proposed network changes.

e. Specific data regarding the TPA and program administrator performance, including:

i. Results or outcomes of disease management and wellness programs, case management audits, and member communication and education:

Attachment E contains results and outcomes based on engagement in the numerous disease management and wellness programs offered by KEHP. Our disease management provider, Anthem aggregates the information for this report.

ii. Attachment E also details the education, engagement, and communications efforts undertaken by the Department of Employee Insurance in administering the KEHP on behalf of the Personnel Cabinet.

iii. Comparison of actual measurable results to contract performance guarantees:

A listing of operational performance guarantees of KEHP's Third Party Administrator, Anthem, are included as **Attachment F**. All Anthem PG's are annual and they will report on them in the 4th Quarter Trust Fund Report.

Contract performance results of KEHP's Pharmacy Benefits Manager (PBM), CVS Caremark, are included in this report as **Attachment G**. CVS met all performance guarantees for the quarter.

Contract performance results of KEHP's HRA/FSA/COBRA Benefits Manager, HealthEquity, (formerly known as WageWorks) are included in this report as **Attachment H**. According to HealthEquity's PG report, they met all performance guarantees for the 2nd quarter.

A listing of operational performance guarantees of KEHP's in-person wellness programming support, WebMD, are included in this report as **Attachment I**. WebMD performance guarantees are assessed at the end of the program year.

Kentucky Employees' Health Plan – Status Report
2nd Quarter, 2024
Attachment A – Transaction Report
Page A-1

April 2024 Cash Transaction Report

| DATE | DESCRIPTION | AMOUNT | LRC Code | LRC Description | PL/YR |
|-----------|---|--------------------------|----------|----------------------------------|-------|
| | Beginning Balance | \$ 405,677,726.91 | | | |
| 4/5/2024 | Repayments - WW - CDHP - HRA - 2020 | 169.98 | 213 | HRA Embedded Claims - Wage Works | 2020 |
| 4/5/2024 | Repayments - WW - HRA Waiver 2016 - 2020 | 91.63 | 214 | HRA Waiver Claims - Wage Works | 2020 |
| 4/5/2024 | Repayments - WW - HRA Waiver D/V 2020 | 173.67 | 214 | HRA Waiver Claims - Wage Works | 2020 |
| 4/10/2024 | Repayments - WW - CDHP - HRA - 2020 | 832.86 | 213 | HRA Embedded Claims - Wage Works | 2020 |
| 4/10/2024 | Repayments - WW - HRA Waiver 2016 - 2020 | 177.81 | 214 | HRA Waiver Claims - Wage Works | 2020 |
| 4/10/2024 | Repayments - WW - HRA Waiver D/V 2020 | 142.97 | 214 | HRA Waiver Claims - Wage Works | 2020 |
| 4/10/2024 | 2020 CVS rebate for 4th qtr 2023 | 32,323.42 | 121 | Drug Rebates - CVS | 2020 |
| 4/2/2024 | Claims 2020 | 8,403.05 | 210 | Medical Claims - Anthem | 2020 |
| 4/9/2024 | Claims 2020 | 1,279.17 | 210 | Medical Claims - Anthem | 2020 |
| 4/16/2024 | Claims 2020 | 10,316.62 | 210 | Medical Claims - Anthem | 2020 |
| 4/23/2024 | Claims 2020 | 1,441.16 | 210 | Medical Claims - Anthem | 2020 |
| 4/29/2024 | Claims 2020 | 14,399.11 | 210 | Medical Claims - Anthem | 2020 |
| 4/3/2024 | Claims 2016 - 2020 | (35.73) | 310 | Pharmacy Claims - CVS | 2020 |
| 4/5/2024 | Repayments - WW - CDHP - HRA - 2021 | 532.29 | 213 | HRA Embedded Claims - Wage Works | 2021 |
| 4/5/2024 | Repayments - WW - HRA Waiver 2021 | 399.11 | 214 | HRA Waiver Claims - Wage Works | 2021 |
| 4/5/2024 | Repayments - WW - HRA Waiver D/V 2021 | 390.35 | 214 | HRA Waiver Claims - Wage Works | 2021 |
| 4/10/2024 | Repayments - WW - CDHP - HRA - 2021 | 9.60 | 213 | HRA Embedded Claims - Wage Works | 2021 |
| 4/10/2024 | Repayments - WW - HRA Waiver 2021 | 272.89 | 214 | HRA Waiver Claims - Wage Works | 2021 |
| 4/10/2024 | 2021 CVS rebate for 4th qtr 2023 | 563,760.32 | 121 | Drug Rebates - CVS | 2021 |
| 4/2/2024 | Claims 2021 | 27,701.30 | 210 | Medical Claims - Anthem | 2021 |
| 4/9/2024 | Claims 2021 | 5,122.69 | 210 | Medical Claims - Anthem | 2021 |
| 4/16/2024 | Claims 2021 | 3,626.93 | 210 | Medical Claims - Anthem | 2021 |
| 4/23/2024 | Claims 2021 | 52,963.85 | 210 | Medical Claims - Anthem | 2021 |
| 4/29/2024 | Claims 2021 | 20,856.52 | 210 | Medical Claims - Anthem | 2021 |
| 4/3/2024 | Claims 2021 | (670.90) | 310 | Pharmacy Claims - CVS | 2021 |
| 4/18/2024 | Claims 2021 | (3,189.82) | 310 | Pharmacy Claims - CVS | 2021 |
| 4/5/2024 | Repayments - WW - CDHP - HRA - 2022 | 2,128.13 | 213 | HRA Embedded Claims - Wage Works | 2022 |
| 4/5/2024 | Repayments - WW - HRA Waiver 2022 | 680.56 | 214 | HRA Waiver Claims - Wage Works | 2022 |
| 4/10/2024 | Repayments - WW - CDHP - HRA - 2022 | 89.98 | 213 | HRA Embedded Claims - Wage Works | 2022 |
| 4/10/2024 | Repayments - WW - HRA Waiver 2022 | 554.76 | 214 | HRA Waiver Claims - Wage Works | 2022 |
| 4/10/2024 | 2022 CVS rebate for 4th qtr 2023 | 498,550.56 | 121 | Drug Rebates - CVS | 2022 |
| 4/30/2024 | CVS/Caremark HDS Performance Guarantee 2022 | 33,750.00 | 310 | Pharmacy Claims - CVS | 2022 |
| 4/2/2024 | Claims 2022 | (145,443.06) | 210 | Medical Claims - Anthem | 2022 |
| 4/9/2024 | Claims 2022 | (136,902.00) | 210 | Medical Claims - Anthem | 2022 |
| 4/16/2024 | Claims 2022 | 60,949.81 | 210 | Medical Claims - Anthem | 2022 |
| 4/23/2024 | Claims 2022 | 85,300.95 | 210 | Medical Claims - Anthem | 2022 |
| 4/29/2024 | Claims 2022 | 121,059.65 | 210 | Medical Claims - Anthem | 2022 |
| 4/2/2024 | HRA Waiver Claims 2022 | (709.80) | 214 | HRA Waiver Claims - Wage Works | 2022 |
| 4/3/2024 | Claims 2022 | (2,644.76) | 310 | Pharmacy Claims - CVS | 2022 |
| 4/11/2024 | Claims 2022 | (1.22) | 310 | Pharmacy Claims - CVS | 2022 |
| 4/18/2024 | Claims 2022 | (370.61) | 310 | Pharmacy Claims - CVS | 2022 |
| 4/29/2024 | HRA WAIVER Claims 2022 | (150.00) | 214 | HRA Waiver Claims - Wage Works | 2022 |
| 4/10/2024 | Repayments - WW - CDHP - HRA - 2023 | 110.70 | 213 | HRA Embedded Claims - Wage Works | 2023 |
| 4/10/2024 | 2023 CVS rebate for 4th qtr 2023 | 70,158,569.59 | 121 | Drug Rebates - CVS | 2023 |
| 4/30/2024 | CVS/Caremark HDS Performance Guarantee 2023 | 33,750.00 | 310 | Pharmacy Claims - CVS | 2023 |
| 4/2/2024 | Claims 2023 | (3,634,943.03) | 210 | Medical Claims - Anthem | 2023 |
| 4/9/2024 | Claims 2023 | (1,946,228.31) | 210 | Medical Claims - Anthem | 2023 |
| 4/11/2024 | ANTHEM ADMIN FEE | (3,817,789.50) | 215 | Anthem Admin | 2023 |
| 4/16/2024 | DC FSA 2023 | (215.60) | 216 | WW Health Equity Admin | 2023 |
| 4/16/2024 | HCDC FSA 2023 | (58.80) | 216 | WW Health Equity Admin | 2023 |

Kentucky Employees' Health Plan – Status Report

2nd Quarter, 2024

Attachment A – Transaction Report

Page A-2

| DATE | DESCRIPTION | AMOUNT | LRC Code | LRC Description | PL/YR |
|-----------|---|----------------|----------|------------------------------------|-------|
| 4/16/2024 | DC FSA 2023 | (215.60) | 216 | WW Health Equity Admin | 2023 |
| 4/16/2024 | HCDC FSA 2023 | (58.80) | 216 | WW Health Equity Admin | 2023 |
| 4/16/2024 | HC FSA 2023 | (4,401.60) | 216 | WW Health Equity Admin | 2023 |
| 4/16/2024 | Claims 2023 | (1,448,215.27) | 210 | Medical Claims - Anthem | 2023 |
| 4/23/2024 | Claims 2023 | (929,903.66) | 210 | Medical Claims - Anthem | 2023 |
| 4/24/2024 | MDX/SAPPHIRE Care Guidance PER INTERACTION FEES | (1,500.00) | 217 | MDX Medical Admin - Compass Choice | 2023 |
| 4/29/2024 | Claims 2023 | (560,424.88) | 210 | Medical Claims - Anthem | 2023 |
| 4/1/2024 | CDHPHRA Claims 2023 | (9,863.90) | 213 | HRA Embedded Claims - Wage Works | 2023 |
| 4/1/2024 | HRA WAIVER Claims 2023 | (8,242.24) | 214 | HRA Waiver Claims - Wage Works | 2023 |
| 4/1/2024 | HRA WAIVER D/V Claims 2023 | (310.69) | 214 | HRA Waiver Claims - Wage Works | 2023 |
| 4/2/2024 | CDHPHRA Claims 2023 | (9,100.15) | 213 | HRA Embedded Claims - Wage Works | 2023 |
| 4/2/2024 | HRA WAIVER Claims 2023 | (3,952.38) | 214 | HRA Waiver Claims - Wage Works | 2023 |
| 4/2/2024 | HRA WAIVER D/V Claims 2023 | (37.50) | 214 | HRA Waiver Claims - Wage Works | 2023 |
| 4/3/2024 | CDHPHRA Claims 2023 | (22,301.25) | 213 | HRA Embedded Claims - Wage Works | 2023 |
| 4/3/2024 | HRA WAIVER Claims 2023 | (9,344.17) | 214 | HRA Waiver Claims - Wage Works | 2023 |
| 4/3/2024 | HRA WAIVER D/V Claims 2023 | (1,768.00) | 214 | HRA Waiver Claims - Wage Works | 2023 |
| 4/3/2024 | Claims 2023 | (77,214.58) | 310 | Pharmacy Claims - CVS | 2023 |
| 4/4/2024 | CDHPHRA Claims 2023 | (23,060.27) | 213 | HRA Embedded Claims - Wage Works | 2023 |
| 4/4/2024 | HRA WAIVER Claims 2023 | (16,919.94) | 214 | HRA Waiver Claims - Wage Works | 2023 |
| 4/4/2024 | HRA WAIVER D/V Claims 2023 | (1,791.50) | 214 | HRA Waiver Claims - Wage Works | 2023 |
| 4/5/2024 | CDHPHRA Claims 2023 | (22,919.19) | 213 | HRA Embedded Claims - Wage Works | 2023 |
| 4/5/2024 | HRA WAIVER Claims 2023 | (15,964.13) | 214 | HRA Waiver Claims - Wage Works | 2023 |
| 4/5/2024 | HRA WAIVER D/V Claims 2023 | 1,049.80 | 214 | HRA Waiver Claims - Wage Works | 2023 |
| 4/8/2024 | CDHPHRA Claims 2023 | (23,381.07) | 213 | HRA Embedded Claims - Wage Works | 2023 |
| 4/8/2024 | HRA WAIVER Claims 2023 | (11,360.42) | 214 | HRA Waiver Claims - Wage Works | 2023 |
| 4/9/2024 | CDHPHRA Claims 2023 | (2,738.86) | 213 | HRA Embedded Claims - Wage Works | 2023 |
| 4/9/2024 | HRA WAIVER Claims 2023 | (629.71) | 214 | HRA Waiver Claims - Wage Works | 2023 |
| 4/10/2024 | CDHPHRA Claims 2023 | (382.02) | 213 | HRA Embedded Claims - Wage Works | 2023 |
| 4/10/2024 | HRA WAIVER Claims 2023 | (201.49) | 214 | HRA Waiver Claims - Wage Works | 2023 |
| 4/11/2024 | CDHPHRA Claims 2023 | (184.23) | 213 | HRA Embedded Claims - Wage Works | 2023 |
| 4/11/2024 | Claims 2023 | 7,064.72 | 310 | Pharmacy Claims - CVS | 2023 |
| 4/11/2024 | CDHPHRA Claims 2023 | (2,646.17) | 213 | HRA Embedded Claims - Wage Works | 2023 |
| 4/11/2024 | HRA WAIVER Claims 2023 | (1,458.35) | 214 | HRA Waiver Claims - Wage Works | 2023 |
| 4/11/2024 | HRA WAIVER D/V Claims 2023 | (957.34) | 214 | HRA Waiver Claims - Wage Works | 2023 |
| 4/17/2024 | CDHPHRA Claims 2023 | (2,797.00) | 213 | HRA Embedded Claims - Wage Works | 2023 |
| 4/17/2024 | HRA WAIVER Claims 2023 | (744.26) | 214 | HRA Waiver Claims - Wage Works | 2023 |
| 4/17/2024 | HRA WAIVER D/V Claims 2023 | (839.44) | 214 | HRA Waiver Claims - Wage Works | 2023 |
| 4/18/2024 | CDHPHRA Claims 2023 | (2,400.30) | 213 | HRA Embedded Claims - Wage Works | 2023 |
| 4/18/2024 | HRA WAIVER Claims 2023 | (248.46) | 214 | HRA Waiver Claims - Wage Works | 2023 |
| 4/18/2024 | Claims 2023 | 1,016.80 | 310 | Pharmacy Claims - CVS | 2023 |
| 4/19/2024 | CDHPHRA Claims 2023 | (1,175.81) | 213 | HRA Embedded Claims - Wage Works | 2023 |
| 4/19/2024 | HRA WAIVER Claims 2023 | (10.05) | 214 | HRA Waiver Claims - Wage Works | 2023 |
| 4/22/2024 | CDHPHRA Claims 2023 | 16.23 | 213 | HRA Embedded Claims - Wage Works | 2023 |
| 4/24/2024 | CDHPHRA Claims 2023 | (36.96) | 213 | HRA Embedded Claims - Wage Works | 2023 |
| 4/25/2024 | CDHPHRA Claims 2023 | 1,987.51 | 213 | HRA Embedded Claims - Wage Works | 2023 |
| 4/25/2024 | HRA WAIVER Claims 2023 | 325.50 | 214 | HRA Waiver Claims - Wage Works | 2023 |
| 4/26/2024 | Claims 2023 | 3,183.78 | 310 | Pharmacy Claims - CVS | 2023 |
| 4/29/2024 | CDHPHRA Claims 2023 | 25.92 | 213 | HRA Embedded Claims - Wage Works | 2023 |
| 4/29/2024 | HRA WAIVER Claims 2023 | 146.98 | 214 | HRA Waiver Claims - Wage Works | 2023 |
| 4/30/2024 | CDHPHRA Claims 2023 | 136.96 | 213 | HRA Embedded Claims - Wage Works | 2023 |
| 4/30/2024 | HRA WAIVER Claims 2023 | 140.08 | 214 | HRA Waiver Claims - Wage Works | 2023 |
| 5/2/2024 | Investment Income | 1,725,571.85 | 110 | Investment Income | 2024 |
| 4/10/2024 | HRA Waiver 2024 | 307,650.00 | 102 | HRA Waiver Contribution | 2024 |

Kentucky Employees' Health Plan – Status Report
2nd Quarter, 2024
Attachment A – Transaction Report
Page A-3

| DATE | DESCRIPTION | AMOUNT | LRC Code | LRC Description | PL/YR |
|-----------|--------------------------------|---------------|----------|-------------------------|-------|
| 4/10/2024 | Health Insurance Premiums 2024 | 17,175,229.57 | 101 | Premiums | 2024 |
| 4/25/2024 | HRA Waiver 2024 | 310,975.00 | 102 | HRA Waiver Contribution | 2024 |
| 4/25/2024 | Health Insurance Premiums 2024 | 17,289,528.49 | 101 | Premiums | 2024 |
| 4/2/2024 | Health Insurance Premiums 2024 | 820.11 | 101 | Premiums | 2024 |
| 4/4/2024 | Health Insurance Premiums 2024 | (1,667.70) | 101 | Premiums | 2024 |
| 4/11/2024 | HRA Waiver 2024 | 350.00 | 102 | HRA Waiver Contribution | 2024 |
| 4/11/2024 | Health Insurance Premiums 2024 | 8,046.99 | 101 | Premiums | 2024 |
| 4/17/2024 | HRA Waiver 2024 | 87.50 | 102 | HRA Waiver Contribution | 2024 |
| 4/17/2024 | Health Insurance Premiums 2024 | 3,676.80 | 101 | Premiums | 2024 |
| 4/30/2024 | Health Insurance Premiums 2024 | (474.52) | 101 | Premiums | 2024 |
| 4/30/2024 | Health Insurance Premiums 2024 | 2,716.29 | 101 | Premiums | 2024 |
| 4/1/2024 | Health Insurance Premiums 2024 | 343.47 | 101 | Premiums | 2024 |
| 4/1/2024 | Health Insurance Premiums 2024 | 1,816,540.78 | 101 | Premiums | 2024 |
| 4/1/2024 | HRA Waiver 2024 | 4,550.00 | 102 | HRA Waiver Contribution | 2024 |
| 4/1/2024 | HRA Waiver Dental/Vision 2024 | 4,112.50 | 102 | HRA Waiver Contribution | 2024 |
| 4/1/2024 | Health Insurance Premiums 2024 | 1,794,601.14 | 101 | Premiums | 2024 |
| 4/1/2024 | HRA Waiver 2024 | 6,825.00 | 102 | HRA Waiver Contribution | 2024 |
| 4/1/2024 | HRA Waiver Dental/Vision 2024 | 19,337.50 | 102 | HRA Waiver Contribution | 2024 |
| 4/1/2024 | Health Insurance Premiums 2024 | 47,221.26 | 101 | Premiums | 2024 |
| 4/3/2024 | Health Insurance Premiums 2024 | 115,661.07 | 101 | Premiums | 2024 |
| 4/2/2024 | Health Insurance Premiums 2024 | 272.40 | 101 | Premiums | 2024 |
| 4/2/2024 | Health Insurance Premiums 2024 | 160,160.78 | 101 | Premiums | 2024 |
| 4/2/2024 | HRA Waiver 2024 | 875.00 | 102 | HRA Waiver Contribution | 2024 |
| 4/2/2024 | HRA Waiver Dental/Vision 2024 | 1,575.00 | 102 | HRA Waiver Contribution | 2024 |
| 4/3/2024 | KCTCS 03-2024 Health Ins | 4,084,829.19 | 101 | Premiums | 2024 |
| 4/4/2024 | KCTCS 03-2024 Health premiums | 197,179.22 | 101 | Premiums | 2024 |
| 4/3/2024 | Health Insurance Premiums 2024 | 566.07 | 101 | Premiums | 2024 |
| 4/3/2024 | Health Insurance Premiums 2024 | 2,527,196.46 | 101 | Premiums | 2024 |
| 4/3/2024 | HRA Waiver 2024 | 24,237.50 | 102 | HRA Waiver Contribution | 2024 |
| 4/3/2024 | HRA Waiver Dental/Vision 2024 | 2,625.00 | 102 | HRA Waiver Contribution | 2024 |
| 4/4/2024 | Health Insurance Premiums 2024 | 256.19 | 101 | Premiums | 2024 |
| 4/4/2024 | Health Insurance Premiums 2024 | 254.10 | 101 | Premiums | 2024 |
| 4/4/2024 | Health Insurance Premiums 2024 | 1,019,544.69 | 101 | Premiums | 2024 |
| 4/4/2024 | HRA Waiver 2024 | 1,575.00 | 102 | HRA Waiver Contribution | 2024 |
| 4/4/2024 | HRA Waiver Dental/Vision 2024 | 2,975.00 | 102 | HRA Waiver Contribution | 2024 |
| 4/5/2024 | Health Insurance Premiums 2024 | 306.73 | 101 | Premiums | 2024 |
| 4/5/2024 | Health Insurance Premiums 2024 | 749,008.08 | 101 | Premiums | 2024 |
| 4/8/2024 | Health Insurance Premiums 2024 | 202,141.35 | 101 | Premiums | 2024 |
| 4/8/2024 | Health Insurance Premiums 2024 | 39,952.50 | 101 | Premiums | 2024 |
| 4/8/2024 | Health Insurance Premiums 2024 | 14,115.04 | 101 | Premiums | 2024 |
| 4/9/2024 | Health Insurance Premiums 2024 | 3,363.28 | 101 | Premiums | 2024 |
| 4/10/2024 | Health Insurance Premiums 2024 | 50.55 | 101 | Premiums | 2024 |
| 4/10/2024 | Health Insurance Premiums 2024 | 219.46 | 101 | Premiums | 2024 |
| 4/10/2024 | Health Insurance Premiums 2024 | 89,512.34 | 101 | Premiums | 2024 |
| 4/10/2024 | Fayette Co BOE 03-2024 Health | 864,888.26 | 101 | Premiums | 2024 |
| 4/11/2024 | Health Insurance Premiums 2024 | 40,639.56 | 101 | Premiums | 2024 |
| 4/16/2024 | Health Insurance Premiums 2024 | 316.62 | 101 | Premiums | 2024 |
| 4/16/2024 | Health Insurance Premiums 2024 | 68.53 | 101 | Premiums | 2024 |
| 4/16/2024 | Health Insurance Premiums 2024 | 42,010.04 | 101 | Premiums | 2024 |
| 4/16/2024 | Health Insurance Premiums 2024 | 191,740.29 | 101 | Premiums | 2024 |
| 4/16/2024 | Health Insurance Premiums 2024 | 376,807.25 | 101 | Premiums | 2024 |
| 4/16/2024 | HRA Waiver 2024 | 525.00 | 102 | HRA Waiver Contribution | 2024 |
| 4/17/2024 | COBRA premiums Mar 2024-WW | 180,051.48 | 101 | Premiums | 2024 |

Kentucky Employees' Health Plan – Status Report

2nd Quarter, 2024

Attachment A – Transaction Report

Page A-4

| DATE | DESCRIPTION | AMOUNT | LRC Code | LRC Description | PL/YR |
|-----------|---|-----------------|----------|-------------------------|-------|
| 4/17/2024 | Health Insurance Premiums 2024 | 822.93 | 101 | Premiums | 2024 |
| 4/18/2024 | Health Insurance Premiums 2024 | 855,493.81 | 101 | Premiums | 2024 |
| 4/18/2024 | HRA Waiver 2024 | 175.00 | 102 | HRA Waiver Contribution | 2024 |
| 4/18/2024 | Health Insurance Premiums 2024 | 26.73 | 101 | Premiums | 2024 |
| 4/18/2024 | Health Insurance Premiums 2024 | 435.32 | 101 | Premiums | 2024 |
| 4/18/2024 | Health Insurance Premiums 2024 | 550,325.63 | 101 | Premiums | 2024 |
| 4/18/2024 | HRA Waiver 2024 | 700.00 | 102 | HRA Waiver Contribution | 2024 |
| 4/18/2024 | HRA Waiver Dental/Vision 2024 | 2,450.00 | 102 | HRA Waiver Contribution | 2024 |
| 4/19/2024 | Health Insurance Premiums 2024 | 1,036,327.93 | 101 | Premiums | 2024 |
| 4/19/2024 | HRA Waiver 2024 | 2,800.00 | 102 | HRA Waiver Contribution | 2024 |
| 4/19/2024 | HRA Waiver Dental/Vision 2024 | 1,837.50 | 102 | HRA Waiver Contribution | 2024 |
| 4/22/2024 | Health Insurance Premiums 2024 | 470,324.32 | 101 | Premiums | 2024 |
| 4/22/2024 | Health Insurance Premiums 2024 | 198,773.04 | 101 | Premiums | 2024 |
| 4/22/2024 | HRA Waiver 2024 | 1,050.00 | 102 | HRA Waiver Contribution | 2024 |
| 4/22/2024 | HRA Waiver Dental/Vision 2024 | 175.00 | 102 | HRA Waiver Contribution | 2024 |
| 4/23/2024 | Health Insurance Premiums 2024 | 719.10 | 101 | Premiums | 2024 |
| 4/23/2024 | Health Insurance Premiums 2024 | 23,084.38 | 101 | Premiums | 2024 |
| 4/23/2024 | Health Insurance Premiums 2024 | 134.89 | 101 | Premiums | 2024 |
| 4/25/2024 | Health Insurance Premiums 2024 | 1,260.78 | 101 | Premiums | 2024 |
| 4/24/2024 | Judicial Retirement Sys health insurance premiums 04/2024 | 5,831.44 | 101 | Premiums | 2024 |
| 4/24/2024 | Judicial Retirement Sys health insurance premiums 04/2024 | 87,896.86 | 101 | Premiums | 2024 |
| 4/24/2024 | Legislative Retirement Sys health insurance premiums 04/2024 | 3,414.60 | 101 | Premiums | 2024 |
| 4/24/2024 | Legislative Retirement Sys health premiums and admin fees 04/2024 | 31,094.64 | 101 | Premiums | 2024 |
| 4/24/2024 | Health Insurance Premiums 2024 | 916,669.60 | 101 | Premiums | 2024 |
| 4/24/2024 | HRA Waiver 2024 | 2,100.00 | 102 | HRA Waiver Contribution | 2024 |
| 4/24/2024 | HRA Waiver Dental/Vision 2024 | 700.00 | 102 | HRA Waiver Contribution | 2024 |
| 4/25/2024 | Health Insurance Premiums 2024 | 602,972.67 | 101 | Premiums | 2024 |
| 4/25/2024 | HRA Waiver 2024 | 2,975.00 | 102 | HRA Waiver Contribution | 2024 |
| 4/25/2024 | HRA Waiver Dental/Vision 2024 | 29,662.50 | 102 | HRA Waiver Contribution | 2024 |
| 4/26/2024 | Health Insurance Premiums 2024 | 769,020.25 | 101 | Premiums | 2024 |
| 4/26/2024 | HRA Waiver 2024 | 4,200.00 | 102 | HRA Waiver Contribution | 2024 |
| 4/26/2024 | HRA Waiver Dental/Vision 2024 | 2,625.00 | 102 | HRA Waiver Contribution | 2024 |
| 4/29/2024 | Health Insurance Premiums 2024 | 675.36 | 101 | Premiums | 2024 |
| 4/29/2024 | Health Insurance Premiums 2024 | 929,189.62 | 101 | Premiums | 2024 |
| 4/29/2024 | HRA Waiver 2024 | 2,625.00 | 102 | HRA Waiver Contribution | 2024 |
| 4/29/2024 | HRA Waiver Dental/Vision 2024 | 2,275.00 | 102 | HRA Waiver Contribution | 2024 |
| 4/29/2024 | Health Insurance Premiums 2024 | 1,776,896.49 | 101 | Premiums | 2024 |
| 4/29/2024 | HRA Waiver 2024 | 5,512.50 | 102 | HRA Waiver Contribution | 2024 |
| 4/29/2024 | HRA Waiver Dental/Vision 2024 | 9,625.00 | 102 | HRA Waiver Contribution | 2024 |
| 4/30/2024 | Health Insurance Premiums 2024 | 629.07 | 101 | Premiums | 2024 |
| 4/30/2024 | Jefferson Co BOE 04/2024 Health | 1,819,423.59 | 101 | Premiums | 2024 |
| 4/2/2024 | Administration of Paper Claims ADMIN FEE | (1,249.50) | 311 | CVS Admin | 2024 |
| 4/2/2024 | Electronic Claims Processing ADMIN FEE | (87,757.00) | 311 | CVS Admin | 2024 |
| 4/2/2024 | Claims 2024 | (23,397,344.80) | 210 | Medical Claims - Anthem | 2024 |
| 4/3/2024 | Rethink 04/2024 | (85,264.00) | 218 | Rethink BH Services | 2024 |
| 4/9/2024 | Claims 2024 | (27,729,618.45) | 210 | Medical Claims - Anthem | 2024 |
| 4/11/2024 | WebMD DWS Expenses | (21,727.60) | 221 | WebMD Admin | 2024 |
| 4/11/2024 | WebMD Wellbeing Consultants 02/2024 | (65,833.33) | 221 | WebMD Admin | 2024 |
| 4/11/2024 | Carrum Mailings | (64,706.00) | 211 | Carrum Claims | 2024 |
| 4/11/2024 | Administration of Paper Claims ADMIN FEE | (1,198.50) | 311 | CVS Admin | 2024 |
| 4/11/2024 | Appeals ADMIN FEE | (98,000.00) | 311 | CVS Admin | 2024 |
| 4/11/2024 | Claims (TDC PMPM) ADMIN FEE | (194,017.94) | 311 | CVS Admin | 2024 |

Kentucky Employees' Health Plan – Status Report

2nd Quarter, 2024

Attachment A – Transaction Report

Page A-5

| DATE | DESCRIPTION | AMOUNT | LRC Code | LRC Description | PL/YR |
|-----------|--|-----------------|----------|------------------------------------|-------|
| 4/11/2024 | Drug Savings Review ADMIN FEE | (79,733.40) | 311 | CVS Admin | 2024 |
| 4/11/2024 | Electronic Claims Processing ADMIN FEE | (58,490.03) | 311 | CVS Admin | 2024 |
| 4/11/2024 | Enhanced Safety & Monitoring ADMIN FEE | (10,631.12) | 311 | CVS Admin | 2024 |
| 4/11/2024 | Nursing Services ADMIN FEE | (6,225.00) | 311 | CVS Admin | 2024 |
| 4/11/2024 | Pharmacy Advisor Counseling ADMIN FEE | (159,466.80) | 311 | CVS Admin | 2024 |
| 4/11/2024 | Prior Authorization ADMIN FEE | (306,480.00) | 311 | CVS Admin | 2024 |
| 4/11/2024 | PrudentRx ADMIN FEE | (1,594,413.58) | 311 | CVS Admin | 2024 |
| 4/11/2024 | MDX/COMPASS INCENTIVES | (52,720.00) | 210 | Medical Claims - Anthem | 2024 |
| 4/11/2024 | MDX SAPPHIRE - SMARTSHOPPER ADMIN FEES | (77,584.10) | 217 | MDX Medical Admin - Compass Choice | 2024 |
| 4/16/2024 | DC FSA 2024 | (1,394.40) | 216 | WW Health Equity Admin | 2024 |
| 4/16/2024 | HCDC FSA 2024 | (2,492.00) | 216 | WW Health Equity Admin | 2024 |
| 4/16/2024 | HC FSA 2024 | (68,600.00) | 216 | WW Health Equity Admin | 2024 |
| 4/16/2024 | HRA 2024 | (372,400.00) | 216 | WW Health Equity Admin | 2024 |
| 4/16/2024 | Claims 2024 | (21,067,282.38) | 210 | Medical Claims - Anthem | 2024 |
| 4/16/2024 | Castlight Hub and Wellness | (416,666.67) | 223 | Castlight Admin | 2024 |
| 4/16/2024 | Castlight Gift Cards Rewards | (250,665.00) | 224 | Castlight Rewards | 2024 |
| 4/16/2024 | Premise Health 03/2024 | (148,401.16) | 210 | Medical Claims - Anthem | 2024 |
| 4/23/2024 | COBRA Enrollment Kits ADMIN FEES | (225.00) | 216 | WW Health Equity Admin | 2024 |
| 4/23/2024 | COBRA General Notice Fee ADMIN FEES | (4,413.00) | 216 | WW Health Equity Admin | 2024 |
| 4/23/2024 | COBRA MONTHLY (PPPM) ADMIN FEES | (35,902.50) | 216 | WW Health Equity Admin | 2024 |
| 4/23/2024 | Administration of Paper Claims ADMIN FEE | (346.50) | 311 | CVS Admin | 2024 |
| 4/23/2024 | Electronic Claims Processing ADMIN FEE | (77,788.00) | 311 | CVS Admin | 2024 |
| 4/23/2024 | Claims 2024 | (20,863,864.60) | 210 | Medical Claims - Anthem | 2024 |
| 4/23/2024 | ANTHEM ADMIN FEE | (3,626.00) | 215 | Anthem Admin | 2024 |
| 4/24/2024 | MDX/COMPASS INCENTIVES | (83,855.00) | 210 | Medical Claims - Anthem | 2024 |
| 4/25/2024 | WebMD Wellbeing Consultants 03/2024 | (65,833.33) | 221 | WebMD Admin | 2024 |
| 4/25/2024 | WebMD DWS Expenses | (1,751.50) | 221 | WebMD Admin | 2024 |
| 4/26/2024 | Administration of Paper Claims ADMIN FEE | (43.50) | 311 | CVS Admin | 2024 |
| 4/26/2024 | Electronic Claims Processing ADMIN FEE | (98,821.00) | 311 | CVS Admin | 2024 |
| 4/29/2024 | Claims 2024 | (25,959,765.09) | 210 | Medical Claims - Anthem | 2024 |
| 4/29/2024 | Rethink 5/2024 | (85,264.00) | 218 | Rethink BH Services | 2024 |
| 4/17/2024 | Health Insurance Refund | (234.01) | 101 | Premiums | 2024 |
| 4/17/2024 | Health Insurance Refund | (12.64) | 101 | Premiums | 2024 |
| 4/30/2024 | Health Insurance Refund | (44.57) | 101 | Premiums | 2024 |
| 4/30/2024 | Health Insurance Refund | (358.32) | 101 | Premiums | 2024 |
| 4/17/2024 | Health Insurance Refund | (144.88) | 101 | Premiums | 2024 |
| 4/19/2024 | Health Insurance Refund | (108.53) | 101 | Premiums | 2024 |
| 4/30/2024 | Health Insurance Refund | (26.73) | 101 | Premiums | 2024 |
| 4/30/2024 | Health Insurance Refund | (13.86) | 101 | Premiums | 2024 |
| 4/30/2024 | Health Insurance Refund | (210.48) | 101 | Premiums | 2024 |
| 4/30/2024 | Health Insurance Refund | (68.53) | 101 | Premiums | 2024 |
| 4/18/2024 | Health Insurance Refund | (59.58) | 101 | Premiums | 2024 |
| 4/19/2024 | Health Insurance Refund | (26.73) | 101 | Premiums | 2024 |
| 4/30/2024 | Health Insurance Refund | (25.08) | 101 | Premiums | 2024 |
| 4/18/2024 | Health Insurance Refund | (247.44) | 101 | Premiums | 2024 |
| 4/18/2024 | Health Insurance Refund | (154.52) | 101 | Premiums | 2024 |
| 4/18/2024 | Health Insurance Refund | (83.60) | 101 | Premiums | 2024 |
| 4/19/2024 | Health Insurance Refund | (42.51) | 101 | Premiums | 2024 |
| 4/19/2024 | Health Insurance Refund | (43.45) | 101 | Premiums | 2024 |
| 4/19/2024 | Health Insurance Refund | (398.92) | 101 | Premiums | 2024 |
| 4/19/2024 | Health Insurance Refund | (28.34) | 101 | Premiums | 2024 |
| 4/19/2024 | Health Insurance Refund | (28.34) | 101 | Premiums | 2024 |
| 4/17/2024 | KDE FSA admin fees | 49,406.00 | 216 | WW Health Equity Admin | 2024 |
| 4/30/2024 | KDE FSA admin fees | 240.80 | 216 | WW Health Equity Admin | 2024 |
| 4/11/2024 | KRS 04-2024 health insurance premiums | 28,523,352.60 | 101 | Premiums | 2024 |
| 4/30/2024 | KTRS health insurance premiums 04/2024 | 9,293,717.33 | 101 | Premiums | 2024 |
| 4/30/2024 | Correct TPE fund allocations for year | (24.11) | 101 | Premiums | 2024 |
| | CR-794 22*229944 | | | | |

Kentucky Employees' Health Plan – Status Report

2nd Quarter, 2024

Attachment A – Transaction Report

Page A-6

| DATE | DESCRIPTION | AMOUNT | LRC Code | LRC Description | PL/YR |
|-----------|--|-----------------|----------|----------------------------------|-------|
| 4/25/2024 | 4th Quarter FY24 DEI Transfer from 2500 Fund to 13CG | (2,083,000.00) | 501 | Operating Transfer/Exp & Adj | 2024 |
| 4/1/2024 | CDHPHRA Claims 2024 | (278,433.96) | 213 | HRA Embedded Claims - Wage Works | 2024 |
| 4/1/2024 | HRA WAIVER Claims 2024 | (89,001.68) | 214 | HRA Waiver Claims - Wage Works | 2024 |
| 4/1/2024 | HRA WAIVER D/V Claims 2024 | (31,285.69) | 214 | HRA Waiver Claims - Wage Works | 2024 |
| 4/2/2024 | CDHPHRA Claims 2024 | (507,284.05) | 213 | HRA Embedded Claims - Wage Works | 2024 |
| 4/2/2024 | HRA WAIVER Claims 2024 | (167,183.90) | 214 | HRA Waiver Claims - Wage Works | 2024 |
| 4/2/2024 | HRA WAIVER D/V Claims 2024 | (45,990.52) | 214 | HRA Waiver Claims - Wage Works | 2024 |
| 4/3/2024 | CDHPHRA Claims 2024 | (327,449.40) | 213 | HRA Embedded Claims - Wage Works | 2024 |
| 4/3/2024 | HRA WAIVER Claims 2024 | (104,500.34) | 214 | HRA Waiver Claims - Wage Works | 2024 |
| 4/3/2024 | HRA WAIVER D/V Claims 2024 | (30,682.82) | 214 | HRA Waiver Claims - Wage Works | 2024 |
| 4/3/2024 | Claims 2024 | (14,365,684.56) | 310 | Pharmacy Claims - CVS | 2024 |
| 4/4/2024 | CDHPHRA Claims 2024 | (98,230.46) | 213 | HRA Embedded Claims - Wage Works | 2024 |
| 4/4/2024 | HRA WAIVER Claims 2024 | (34,230.72) | 214 | HRA Waiver Claims - Wage Works | 2024 |
| 4/4/2024 | HRA WAIVER D/V Claims 2024 | (9,789.77) | 214 | HRA Waiver Claims - Wage Works | 2024 |
| 4/5/2024 | CDHPHRA Claims 2024 | (262,822.50) | 213 | HRA Embedded Claims - Wage Works | 2024 |
| 4/5/2024 | HRA WAIVER Claims 2024 | (85,001.12) | 214 | HRA Waiver Claims - Wage Works | 2024 |
| 4/5/2024 | HRA WAIVER D/V Claims 2024 | (26,270.08) | 214 | HRA Waiver Claims - Wage Works | 2024 |
| 4/8/2024 | CDHPHRA Claims 2024 | (257,564.90) | 213 | HRA Embedded Claims - Wage Works | 2024 |
| 4/8/2024 | HRA WAIVER Claims 2024 | (90,535.21) | 214 | HRA Waiver Claims - Wage Works | 2024 |
| 4/8/2024 | HRA WAIVER D/V Claims 2024 | (24,218.72) | 214 | HRA Waiver Claims - Wage Works | 2024 |
| 4/9/2024 | CDHPHRA Claims 2024 | (498,161.47) | 213 | HRA Embedded Claims - Wage Works | 2024 |
| 4/9/2024 | HRA WAIVER Claims 2024 | (162,916.81) | 214 | HRA Waiver Claims - Wage Works | 2024 |
| 4/9/2024 | HRA WAIVER D/V Claims 2024 | (56,591.92) | 214 | HRA Waiver Claims - Wage Works | 2024 |
| 4/10/2024 | CDHPHRA Claims 2024 | (322,527.99) | 213 | HRA Embedded Claims - Wage Works | 2024 |
| 4/10/2024 | HRA WAIVER Claims 2024 | (113,953.62) | 214 | HRA Waiver Claims - Wage Works | 2024 |
| 4/10/2024 | HRA WAIVER D/V Claims 2024 | (20,684.94) | 214 | HRA Waiver Claims - Wage Works | 2024 |
| 4/11/2024 | CDHPHRA Claims 2024 | (78,101.66) | 213 | HRA Embedded Claims - Wage Works | 2024 |
| 4/11/2024 | HRA WAIVER Claims 2024 | (22,834.61) | 214 | HRA Waiver Claims - Wage Works | 2024 |
| 4/11/2024 | HRA WAIVER D/V Claims 2024 | (1,745.14) | 214 | HRA Waiver Claims - Wage Works | 2024 |
| 4/11/2024 | Claims 2024 | (13,932,455.74) | 310 | Pharmacy Claims - CVS | 2024 |
| 4/11/2024 | CDHPHRA Claims 2024 | (249,214.01) | 213 | HRA Embedded Claims - Wage Works | 2024 |
| 4/11/2024 | HRA WAIVER Claims 2024 | (73,042.08) | 214 | HRA Waiver Claims - Wage Works | 2024 |
| 4/11/2024 | HRA WAIVER D/V Claims 2024 | (18,248.48) | 214 | HRA Waiver Claims - Wage Works | 2024 |
| 4/17/2024 | CDHPHRA Claims 2024 | (1,127,747.72) | 213 | HRA Embedded Claims - Wage Works | 2024 |
| 4/17/2024 | HRA WAIVER Claims 2024 | (329,963.74) | 214 | HRA Waiver Claims - Wage Works | 2024 |
| 4/17/2024 | HRA WAIVER D/V Claims 2024 | (105,496.16) | 214 | HRA Waiver Claims - Wage Works | 2024 |
| 4/18/2024 | CDHPHRA Claims 2024 | (96,731.16) | 213 | HRA Embedded Claims - Wage Works | 2024 |
| 4/18/2024 | HRA WAIVER Claims 2024 | (26,639.18) | 214 | HRA Waiver Claims - Wage Works | 2024 |
| 4/18/2024 | HRA WAIVER D/V Claims 2024 | (3,750.84) | 214 | HRA Waiver Claims - Wage Works | 2024 |
| 4/18/2024 | Claims 2024 | (18,701,676.17) | 310 | Pharmacy Claims - CVS | 2024 |
| 4/19/2024 | CDHPHRA Claims 2024 | (247,457.50) | 213 | HRA Embedded Claims - Wage Works | 2024 |
| 4/19/2024 | HRA WAIVER Claims 2024 | (81,260.83) | 214 | HRA Waiver Claims - Wage Works | 2024 |
| 4/19/2024 | HRA WAIVER D/V Claims 2024 | (23,050.94) | 214 | HRA Waiver Claims - Wage Works | 2024 |
| 4/22/2024 | CDHPHRA Claims 2024 | (269,002.03) | 213 | HRA Embedded Claims - Wage Works | 2024 |
| 4/22/2024 | HRA WAIVER Claims 2024 | (85,366.75) | 214 | HRA Waiver Claims - Wage Works | 2024 |
| 4/22/2024 | HRA WAIVER D/V Claims 2024 | (25,580.13) | 214 | HRA Waiver Claims - Wage Works | 2024 |
| 4/24/2024 | CDHPHRA Claims 2024 | (275,851.44) | 213 | HRA Embedded Claims - Wage Works | 2024 |
| 4/24/2024 | HRA WAIVER Claims 2024 | (76,390.94) | 214 | HRA Waiver Claims - Wage Works | 2024 |
| 4/24/2024 | HRA WAIVER D/V Claims 2024 | (23,068.90) | 214 | HRA Waiver Claims - Wage Works | 2024 |
| 4/25/2024 | CDHPHRA Claims 2024 | (558,326.06) | 213 | HRA Embedded Claims - Wage Works | 2024 |
| 4/25/2024 | HRA WAIVER Claims 2024 | (169,380.07) | 214 | HRA Waiver Claims - Wage Works | 2024 |
| 4/25/2024 | HRA WAIVER D/V Claims 2024 | (65,105.85) | 214 | HRA Waiver Claims - Wage Works | 2024 |
| 4/26/2024 | CDHPHRA Claims 2024 | (229,135.17) | 213 | HRA Embedded Claims - Wage Works | 2024 |
| 4/26/2024 | HRA WAIVER Claims 2024 | (75,967.27) | 214 | HRA Waiver Claims - Wage Works | 2024 |

Kentucky Employees' Health Plan – Status Report

2nd Quarter, 2024

Attachment A – Transaction Report

Page A-7

| DATE | DESCRIPTION | AMOUNT | LRC Code | LRC Description | PL/YR |
|----------------|---|---------------------------------|----------|----------------------------------|-------|
| 4/26/2024 | HRA WAIVER D/V Claims 2024 | (16,569.17) | 214 | HRA Waiver Claims - Wage Works | 2024 |
| 4/26/2024 | Claims 2024 | (17,231,141.03) | 310 | Pharmacy Claims - CVS | 2024 |
| 4/29/2024 | CDHPHRA Claims 2024 | (248,977.51) | 213 | HRA Embedded Claims - Wage Works | 2024 |
| 4/29/2024 | HRA WAIVER Claims 2024 | (67,378.62) | 214 | HRA Waiver Claims - Wage Works | 2024 |
| 4/29/2024 | HRA WAIVER D/V Claims 2024 | (25,337.85) | 214 | HRA Waiver Claims - Wage Works | 2024 |
| 4/30/2024 | CDHPHRA Claims 2024 | (547,323.37) | 213 | HRA Embedded Claims - Wage Works | 2024 |
| 4/30/2024 | HRA WAIVER Claims 2024 | (146,373.58) | 214 | HRA Waiver Claims - Wage Works | 2024 |
| 4/30/2024 | HRA WAIVER D/V Claims 2024 | (87,135.70) | 214 | HRA Waiver Claims - Wage Works | 2024 |
| 4/10/2024 | Thomson Reuters - Tax & Accounting Printing | (2,917.32) | 501 | Operating Transfer/Exp & Adj | 2024 |
| 4/10/2024 | Acupuncture program | (5,061.82) | 210 | Medical Claims - Anthem | 2024 |
| 4/11/2024 | UK Acupuncture | (6,032.58) | 210 | Medical Claims - Anthem | 2024 |
| 4/17/2024 | Know Your Rx Coalition | (112,500.00) | 311 | CVS Admin | 2024 |
| 4/29/2024 | Health Ins. Dep. Eligibility Audit 07/01/2023 - 06/30/2024 | (5,809.80) | 219 | Ongoing Dependent Eligibility | 2024 |
| | | April \$ (40,955,008.79) | | | |
| Ending Balance | | 364,722,718.12 | | | |

Kentucky Employees' Health Plan – Status Report
 2nd Quarter, 2024
 Attachment A – Transaction Report
 Page A-8

| April Account Summary | | |
|-----------------------|--|--------------------------|
| 101 | Premiums | 96,933,822.02 |
| 102 | HRA Waiver Contribution | 759,762.50 |
| 110 | Investment Income | 1,725,571.85 |
| 120 | Drug Rebates - Express Scripts | 0.00 |
| 121 | Drug Rebates - CVS | 71,253,203.89 |
| 130 | Transfers <i>From</i> other plan year(s) | 0.00 |
| 201 | Medical Claims - Humana | 0.00 |
| 202 | Humana Admin | 0.00 |
| 203 | HRA Embedded Claims - Humana | 0.00 |
| 204 | HRA Waiver Claims - Humana | 0.00 |
| 210 | Medical Claims - Anthem | (127,702,585.28) |
| 211 | Carrum Claims | (64,706.00) |
| 213 | HRA Embedded Claims - Wage Works | (6,597,289.38) |
| 214 | HRA Waiver Claims - Wage Works | (2,713,618.45) |
| 215 | Anthem Admin | (3,821,415.50) |
| 216 | Wage Works Admin | (440,456.10) |
| 217 | MDX Medical Admin - Compass Choice | (79,084.10) |
| 218 | Rethink BH Services | (170,528.00) |
| 219 | Ongoing Dependent Eligibility Audit | (5,809.80) |
| 220 | Printing & Postage Services | 0.00 |
| 221 | WebMD Admin | (155,145.76) |
| 222 | WebMD Claims | 0.00 |
| 223 | Castlight Admin | (416,666.67) |
| 224 | Castlight Rewards | (250,665.00) |
| 301 | Pharmacy Claims - Express Scripts | 0.00 |
| 302 | Express Scripts Admin | 0.00 |
| 310 | Pharmacy Claims - CVS | (64,236,319.82) |
| 311 | CVS Admin | (2,887,161.87) |
| 312 | Pharmacy claims monitoring/audit | 0.00 |
| 500 | Transfers <i>To</i> other plan year(s) | 0.00 |
| 501 | Operating Transfer/ Exp & Adj | (2,085,917.32) |
| 502 | Transfer for Clinic Cleaning Services | 0.00 |
| 503 | Voided/NSF/Cancelled Check Fees | 0.00 |
| April | | (\$40,955,008.79) |

Kentucky Employees' Health Plan – Status Report
2nd Quarter, 2024
Attachment A – Transaction Report
Page A-9

May 2024 Cash Transaction Report

| DATE | DESCRIPTION | AMOUNT | LRC Code | LRC Description | PL/YR |
|-----------|--|--------------------------|----------|----------------------------------|-------|
| | Beginning Balance | \$ 364,722,718.12 | | | |
| 5/9/2024 | Repayments - WW - CDHP - HRA - 2020 | 1,141.11 | 213 | HRA Embedded Claims - Wage Works | 2020 |
| 5/9/2024 | Repayments - WW - HRA Waiver 2016 - 2020 | 460.73 | 214 | HRA Waiver Claims - Wage Works | 2020 |
| 5/9/2024 | Repayments - WW - HRA Waiver D/V 2020 | 458.96 | 214 | HRA Waiver Claims - Wage Works | 2020 |
| 5/6/2024 | Claims 2020 | 76,931.11 | 210 | Medical Claims - Anthem | 2020 |
| 5/14/2024 | Claims 2020 | 1,026.46 | 210 | Medical Claims - Anthem | 2020 |
| 5/21/2024 | Claims 2020 | (1,379.47) | 210 | Medical Claims - Anthem | 2020 |
| 5/28/2024 | Claims 2020 | (6,971.40) | 210 | Medical Claims - Anthem | 2020 |
| 5/20/2024 | Claims 2016 - 2020 | 68.00 | 310 | Pharmacy Claims - CVS | 2020 |
| 5/30/2024 | Claims 2016 - 2020 | 321.00 | 310 | Pharmacy Claims - CVS | 2020 |
| 5/9/2024 | Repayments - WW - HRA Waiver 2021 | 71.70 | 214 | HRA Waiver Claims - Wage Works | 2021 |
| 5/9/2024 | Repayments - WW - HRA Waiver D/V 2021 | 73.95 | 214 | HRA Waiver Claims - Wage Works | 2021 |
| 5/6/2024 | Claims 2021 | 1,249.63 | 210 | Medical Claims - Anthem | 2021 |
| 5/14/2024 | Claims 2021 | 52,168.81 | 210 | Medical Claims - Anthem | 2021 |
| 5/28/2024 | Claims 2021 | 38,558.81 | 210 | Medical Claims - Anthem | 2021 |
| 5/10/2024 | Claims 2021 | (92.74) | 310 | Pharmacy Claims - CVS | 2021 |
| 5/9/2024 | Repayments - WW - CDHP - HRA - 2022 | 384.57 | 213 | HRA Embedded Claims - Wage Works | 2022 |
| 5/9/2024 | Repayments - WW - HRA Waiver 2022 | 0.98 | 214 | HRA Waiver Claims - Wage Works | 2022 |
| 5/6/2024 | Claims 2022 | 319,873.24 | 210 | Medical Claims - Anthem | 2022 |
| 5/14/2024 | Claims 2022 | (188,749.59) | 210 | Medical Claims - Anthem | 2022 |
| 5/21/2024 | Claims 2022 | (326,078.25) | 210 | Medical Claims - Anthem | 2022 |
| 5/28/2024 | Claims 2022 | 391,872.75 | 210 | Medical Claims - Anthem | 2022 |
| 5/6/2024 | Claims 2022 | (196.94) | 310 | Pharmacy Claims - CVS | 2022 |
| 5/10/2024 | Claims 2022 | (3,055.66) | 310 | Pharmacy Claims - CVS | 2022 |
| 5/20/2024 | Claims 2022 | 358.71 | 310 | Pharmacy Claims - CVS | 2022 |
| 5/30/2024 | Claims 2022 | (68,419.83) | 310 | Pharmacy Claims - CVS | 2022 |
| 5/6/2024 | Claims 2023 | 209,272.84 | 210 | Medical Claims - Anthem | 2023 |
| 5/14/2024 | Claims 2023 | (681,739.26) | 210 | Medical Claims - Anthem | 2023 |
| 5/21/2024 | Claims 2023 | (1,516,270.41) | 210 | Medical Claims - Anthem | 2023 |
| 5/28/2024 | Claims 2023 | 349,965.34 | 210 | Medical Claims - Anthem | 2023 |
| 5/23/2024 | Correcting Plan Year on PRC 21*7349 | 3,817,789.50 | 215 | Anthem Admin | 2023 |
| 5/1/2024 | CDHPHRA Claims 2023 | (235.20) | 213 | HRA Embedded Claims - Wage Works | 2023 |
| 5/2/2024 | CDHPHRA Claims 2023 | (296.23) | 213 | HRA Embedded Claims - Wage Works | 2023 |
| 5/2/2024 | HRA WAIVER Claims 2023 | 160.00 | 214 | HRA Waiver Claims - Wage Works | 2023 |
| 5/3/2024 | CDHPHRA Claims 2023 | 70.52 | 213 | HRA Embedded Claims - Wage Works | 2023 |
| 5/6/2024 | Claims 2023 | (1,563.00) | 310 | Pharmacy Claims - CVS | 2023 |
| 5/6/2024 | CDHPHRA Claims 2023 | 246.74 | 213 | HRA Embedded Claims - Wage Works | 2023 |
| 5/6/2024 | HRA WAIVER Claims 2023 | 133.73 | 214 | HRA Waiver Claims - Wage Works | 2023 |
| 5/6/2024 | HRA WAIVER D/V Claims 2023 | 113.60 | 214 | HRA Waiver Claims - Wage Works | 2023 |
| 5/7/2024 | CDHPHRA Claims 2023 | (10.48) | 213 | HRA Embedded Claims - Wage Works | 2023 |
| 5/7/2024 | HRA WAIVER Claims 2023 | 68.84 | 214 | HRA Waiver Claims - Wage Works | 2023 |
| 5/8/2024 | CDHPHRA Claims 2023 | 500.00 | 213 | HRA Embedded Claims - Wage Works | 2023 |
| 5/8/2024 | HRA WAIVER Claims 2023 | (849.39) | 214 | HRA Waiver Claims - Wage Works | 2023 |
| 5/10/2024 | Claims 2023 | (19,272.09) | 310 | Pharmacy Claims - CVS | 2023 |
| 5/13/2024 | CDHPHRA Claims 2023 | 14.18 | 213 | HRA Embedded Claims - Wage Works | 2023 |
| 5/13/2024 | HRA WAIVER Claims 2023 | 20.00 | 214 | HRA Waiver Claims - Wage Works | 2023 |
| 5/14/2024 | HRA WAIVER Claims 2023 | (106.50) | 214 | HRA Waiver Claims - Wage Works | 2023 |
| 5/20/2024 | Claims 2023 | 3,774.78 | 310 | Pharmacy Claims - CVS | 2023 |
| 5/20/2024 | CDHPHRA Claims 2023 | 1,176.02 | 213 | HRA Embedded Claims - Wage Works | 2023 |
| 5/20/2024 | HRA WAIVER Claims 2023 | 1,050.00 | 214 | HRA Waiver Claims - Wage Works | 2023 |
| 5/23/2024 | CDHPHRA Claims 2023 | (1,822.57) | 213 | HRA Embedded Claims - Wage Works | 2023 |
| 5/28/2024 | CDHPHRA Claims 2023 | (695.81) | 213 | HRA Embedded Claims - Wage Works | 2023 |
| 5/30/2024 | Claims 2023 | (8,571.79) | 310 | Pharmacy Claims - CVS | 2023 |
| 6/4/2024 | Investment Income | 1,892,971.04 | 110 | Investment Income | 2024 |
| 5/9/2024 | HRA Waiver 2024 | 305,287.50 | 102 | HRA Waiver Contribution | 2024 |

Kentucky Employees' Health Plan – Status Report

2nd Quarter, 2024

Attachment A – Transaction Report

Page A-10

| DATE | DESCRIPTION | AMOUNT | LRC Code | LRC Description | PL/YR |
|-----------|--|---------------|----------|-------------------------|-------|
| 5/9/2024 | Health Insurance Premiums 2024 | 17,202,536.08 | 101 | Premiums | 2024 |
| 5/23/2024 | HRA Waiver 2024 | 311,237.50 | 102 | HRA Waiver Contribution | 2024 |
| 5/23/2024 | Health Insurance Premiums 2024 | 17,283,597.68 | 101 | Premiums | 2024 |
| 5/15/2024 | Health Insurance Premiums 2024 | 3,946.80 | 101 | Premiums | 2024 |
| 5/21/2024 | Health Insurance Premiums 2024 | 517.97 | 101 | Premiums | 2024 |
| 5/29/2024 | HRA Waiver 2024 | 175.00 | 102 | HRA Waiver Contribution | 2024 |
| 5/29/2024 | Health Insurance Premiums 2024 | 4,031.92 | 101 | Premiums | 2024 |
| 5/9/2024 | Health Insurance Premiums 2024 | 459.34 | 101 | Premiums | 2024 |
| 5/9/2024 | Health Insurance Premiums 2024 | (90.00) | 101 | Premiums | 2024 |
| 5/1/2024 | Health Insurance Premiums 2024 | 991.37 | 101 | Premiums | 2024 |
| 5/1/2024 | Health Insurance Premiums 2024 | 2,760,946.07 | 101 | Premiums | 2024 |
| 5/1/2024 | HRA Waiver 2024 | 13,737.50 | 102 | HRA Waiver Contribution | 2024 |
| 5/1/2024 | HRA Waiver Dental/Vision 2024 | 22,225.00 | 102 | HRA Waiver Contribution | 2024 |
| 5/2/2024 | Health Insurance Premiums 2024 | 117.48 | 101 | Premiums | 2024 |
| 5/2/2024 | Health Insurance Premiums 2024 | 3,039,022.91 | 101 | Premiums | 2024 |
| 5/2/2024 | HRA Waiver 2024 | 19,775.00 | 102 | HRA Waiver Contribution | 2024 |
| 5/2/2024 | HRA Waiver Dental/Vision 2024 | 28,604.50 | 102 | HRA Waiver Contribution | 2024 |
| 5/2/2024 | Health Insurance Premiums 2024 | 177,315.59 | 101 | Premiums | 2024 |
| 5/2/2024 | HRA Dental/Vision 2024 | 4,025.00 | 102 | HRA Waiver Contribution | 2024 |
| 5/2/2024 | HRA Waiver 2024 | 2,187.50 | 102 | HRA Waiver Contribution | 2024 |
| 5/3/2024 | Fayette Co BOE 04-2024 Health | 866,073.32 | 101 | Premiums | 2024 |
| 5/3/2024 | KCTCS 04-2024 Health Ins | 4,103,424.31 | 101 | Premiums | 2024 |
| 5/8/2024 | KCTCS 04-2024 Health premiums | 192,539.96 | 101 | Premiums | 2024 |
| 5/3/2024 | Health Insurance Premiums 2024 | 634.12 | 101 | Premiums | 2024 |
| 5/3/2024 | Health Insurance Premiums 2024 | 921,318.69 | 101 | Premiums | 2024 |
| 5/8/2024 | Health Insurance Premiums 2024 | 248.94 | 101 | Premiums | 2024 |
| 5/6/2024 | Health Insurance Premiums 2024 | 733,881.26 | 101 | Premiums | 2024 |
| 5/6/2024 | HRA Waiver 2024 | 2,100.00 | 102 | HRA Waiver Contribution | 2024 |
| 5/6/2024 | HRA Waiver Dental/Vision 2024 | 700.00 | 102 | HRA Waiver Contribution | 2024 |
| 5/6/2024 | Health Insurance Premiums 2024 | 920,086.02 | 101 | Premiums | 2024 |
| 5/6/2024 | HRA Waiver 2024 | 2,450.00 | 102 | HRA Waiver Contribution | 2024 |
| 5/6/2024 | HRA Waiver Dental/Vision 2024 | 3,675.00 | 102 | HRA Waiver Contribution | 2024 |
| 5/8/2024 | Health Insurance Premiums 2024 | 462.82 | 101 | Premiums | 2024 |
| 5/8/2024 | KCTCS 04-2024 Health premiums Correction | (0.40) | 101 | Premiums | 2024 |
| 5/9/2024 | Health Insurance Premiums 2024 | 257,118.95 | 101 | Premiums | 2024 |
| 5/9/2024 | HRA Waiver 2024 | 1,400.00 | 102 | HRA Waiver Contribution | 2024 |
| 5/9/2024 | HRA Waiver Dental/Vision 2024 | 2,800.00 | 102 | HRA Waiver Contribution | 2024 |
| 5/9/2024 | Health Insurance Premiums 2024 | 129.70 | 101 | Premiums | 2024 |
| 5/9/2024 | Health Insurance Premiums 2024 | 254.10 | 101 | Premiums | 2024 |
| 5/9/2024 | Health Insurance Premiums 2024 | 9,327.36 | 101 | Premiums | 2024 |
| 5/10/2024 | Health Insurance Premiums 2024 | 88,997.96 | 101 | Premiums | 2024 |
| 5/10/2024 | HRA Waiver 2024 | 525.00 | 102 | HRA Waiver Contribution | 2024 |
| 5/10/2024 | HRA Waiver Dental/Vision 2024 | 1,400.00 | 102 | HRA Waiver Contribution | 2024 |
| 5/13/2024 | Health Insurance Premiums 2024 | 46.73 | 101 | Premiums | 2024 |
| 5/13/2024 | Health Insurance Premiums 2024 | 275,498.18 | 101 | Premiums | 2024 |
| 5/13/2024 | HRA Waiver 2024 | 350.00 | 102 | HRA Waiver Contribution | 2024 |
| 5/13/2024 | Health Insurance Premiums 2024 | 76,638.72 | 101 | Premiums | 2024 |
| 5/14/2024 | Health Insurance Premiums 2024 | 2,470.86 | 101 | Premiums | 2024 |
| 5/14/2024 | Health Insurance Premiums 2024 | 137.06 | 101 | Premiums | 2024 |
| 5/15/2024 | Health Insurance Premiums 2024 | 83.87 | 101 | Premiums | 2024 |
| 5/15/2024 | Health Insurance Premiums 2024 | 420,860.36 | 101 | Premiums | 2024 |
| 5/15/2024 | HRA Waiver 2024 | 350.00 | 102 | HRA Waiver Contribution | 2024 |
| 5/16/2024 | Health Insurance Premiums 2024 | 258.29 | 101 | Premiums | 2024 |
| 5/16/2024 | COBRA premiums Apr 2024 - WW | 164,642.13 | 101 | Premiums | 2024 |
| 5/17/2024 | Health Insurance Premiums 2024 | 93.46 | 101 | Premiums | 2024 |
| 5/16/2024 | Health Insurance Premiums 2024 | 422,596.56 | 101 | Premiums | 2024 |
| 5/16/2024 | HRA Waiver Dental/Vision 2024 | 175.00 | 102 | HRA Waiver Contribution | 2024 |
| 5/17/2024 | Health Insurance Premiums 2024 | 674.21 | 101 | Premiums | 2024 |

Kentucky Employees' Health Plan – Status Report
2nd Quarter, 2024
Attachment A – Transaction Report
Page A-11

| DATE | DESCRIPTION | AMOUNT | LRC Code | LRC Description | PL/YR |
|-----------|--|-----------------|----------|-------------------------|-------|
| 5/17/2024 | Health Insurance Premiums 2024 | 478,832.77 | 101 | Premiums | 2024 |
| 5/17/2024 | HRA Waiver 2024 | 525.00 | 102 | HRA Waiver Contribution | 2024 |
| 5/17/2024 | HRA Waiver Dental/Vision 2024 | 1,225.00 | 102 | HRA Waiver Contribution | 2024 |
| 5/20/2024 | Health Insurance Premiums 2024 | 616,042.13 | 101 | Premiums | 2024 |
| 5/20/2024 | HRA Waiver Dental/Vision 2024 | 175.00 | 102 | HRA Waiver Contribution | 2024 |
| 5/20/2024 | Health Insurance Premiums 2024 | 606,134.97 | 101 | Premiums | 2024 |
| 5/20/2024 | HRA Waiver 2024 | 1,225.00 | 102 | HRA Waiver Contribution | 2024 |
| 5/20/2024 | HRA Waiver Dental/Vision 2024 | 175.00 | 102 | HRA Waiver Contribution | 2024 |
| 5/21/2024 | Health Insurance Premiums 2024 | 158.03 | 101 | Premiums | 2024 |
| 5/22/2024 | Health Insurance Premiums 2024 | 428,682.02 | 101 | Premiums | 2024 |
| 5/22/2024 | HRA Waiver 2024 | 2,275.00 | 102 | HRA Waiver Contribution | 2024 |
| 5/22/2024 | HRA Waiver Dental/Vision 2024 | 700.00 | 102 | HRA Waiver Contribution | 2024 |
| 5/22/2024 | Health Insurance Premiums 2024 | 244.57 | 101 | Premiums | 2024 |
| 5/23/2024 | Health Insurance Premiums 2024 | 424.55 | 101 | Premiums | 2024 |
| 5/23/2024 | Health Insurance Premiums 2024 | 367,625.30 | 101 | Premiums | 2024 |
| 5/23/2024 | HRA Waiver 2024 | 1,050.00 | 102 | HRA Waiver Contribution | 2024 |
| 5/23/2024 | HRA Waiver Dental/Vision 2024 | 1,050.00 | 102 | HRA Waiver Contribution | 2024 |
| 5/24/2024 | Health Insurance Premiums 2024 | 310,303.57 | 101 | Premiums | 2024 |
| 5/24/2024 | HRA Waiver 2024 | 175.00 | 102 | HRA Waiver Contribution | 2024 |
| 5/28/2024 | Health Insurance Premiums 2024 | 1,067.70 | 101 | Premiums | 2024 |
| 5/28/2024 | Health Insurance Premiums 2024 | 1,448,162.39 | 101 | Premiums | 2024 |
| 5/28/2024 | HRA Waiver 2024 | 7,525.00 | 102 | HRA Waiver Contribution | 2024 |
| 5/28/2024 | HRA Waiver Dental/Vision 2024 | 5,425.00 | 102 | HRA Waiver Contribution | 2024 |
| 5/28/2024 | Health Insurance Premiums 2024 | 831,250.36 | 101 | Premiums | 2024 |
| 5/28/2024 | HRA Waiver 2024 | 5,775.00 | 102 | HRA Waiver Contribution | 2024 |
| 5/28/2024 | HRA Waiver Dental/Vision 2024 | 9,275.00 | 102 | HRA Waiver Contribution | 2024 |
| 5/28/2024 | Health Insurance Premiums 2024 | 42,784.86 | 101 | Premiums | 2024 |
| 5/28/2024 | Jefferson Co BOE 05/2024 Health | 1,823,526.87 | 101 | Premiums | 2024 |
| 5/29/2024 | Judicial Retirement Sys health insurance premiums | 5,831.44 | 101 | Premiums | 2024 |
| 5/29/2024 | Judicial Retirement Sys health insurance premiums | 85,915.24 | 101 | Premiums | 2024 |
| 5/29/2024 | Legislative Retirement Sys health insurance premiums | 3,414.60 | 101 | Premiums | 2024 |
| 5/29/2024 | Legislative Retirement Sys health premiums and admin | 31,094.64 | 101 | Premiums | 2024 |
| 5/29/2024 | Health Insurance Premiums 2024 | 89.14 | 101 | Premiums | 2024 |
| 5/29/2024 | Health Insurance Premiums 2024 | 60,605.44 | 101 | Premiums | 2024 |
| 5/30/2024 | Health Insurance Premiums 2024 | 360.45 | 101 | Premiums | 2024 |
| 5/30/2024 | Health Insurance Premiums 2024 | 86.90 | 101 | Premiums | 2024 |
| 5/30/2024 | Health Insurance Premiums 2024 | 1,528,729.13 | 101 | Premiums | 2024 |
| 5/30/2024 | HRA Waiver 2024 | 2,275.00 | 102 | HRA Waiver Contribution | 2024 |
| 5/30/2024 | HRA Waiver Dental/Vision 2024 | 875.00 | 102 | HRA Waiver Contribution | 2024 |
| 5/31/2024 | Health Insurance Premiums 2024 | 1,473,838.59 | 101 | Premiums | 2024 |
| 5/31/2024 | HRA Waiver 2024 | 700.00 | 102 | HRA Waiver Contribution | 2024 |
| 5/31/2024 | HRA Waiver Dental/Vision 2024 | 525.00 | 102 | HRA Waiver Contribution | 2024 |
| 5/2/2024 | Castlight Hub and Wellness | (416,666.67) | 223 | Castlight Admin | 2024 |
| 5/2/2024 | Castlight Gift Cards Rewards | (434,255.00) | 224 | Castlight Rewards | 2024 |
| 5/6/2024 | Claims 2024 | (23,920,575.35) | 210 | Medical Claims - Anthem | 2024 |
| 5/7/2024 | Administration of Paper Claims ADMIN FEE | (1,072.50) | 311 | CVS Admin | 2024 |
| 5/7/2024 | Electronic Claims Processing ADMIN FEE | (94,233.00) | 311 | CVS Admin | 2024 |
| 5/9/2024 | ADMIN FEE for members residing in other states | (114.32) | 215 | Anthem Admin | 2024 |
| 5/10/2024 | Claims (Bridge Supply) ADMIN FEE | (4,000.00) | 311 | CVS Admin | 2024 |
| 5/10/2024 | Claims (Bridge Supply) ADMIN FEE | (2,500.00) | 311 | CVS Admin | 2024 |
| 5/14/2024 | ANTHEM ADMIN FEE | (3,813,956.30) | 215 | Anthem Admin | 2024 |
| 5/14/2024 | Claims 2024 | (27,227,152.69) | 210 | Medical Claims - Anthem | 2024 |
| 5/15/2024 | DC FSA 2024 | (1,416.80) | 216 | WW Health Equity Admin | 2024 |
| 5/15/2024 | HCDC FSA 2024 | (2,489.20) | 216 | WW Health Equity Admin | 2024 |
| 5/15/2024 | HC FSA 2024 | (68,885.60) | 216 | WW Health Equity Admin | 2024 |
| 5/15/2024 | HRA 2024 | (330,696.80) | 216 | WW Health Equity Admin | 2024 |
| 5/15/2024 | COBRA Enrollment Kits ADMIN FEES | (90.00) | 216 | WW Health Equity Admin | 2024 |
| 5/15/2024 | COBRA General Notice Fee ADMIN FEES | (3,762.00) | 216 | WW Health Equity Admin | 2024 |

Kentucky Employees' Health Plan – Status Report
2nd Quarter, 2024
Attachment A – Transaction Report
Page A-12

| DATE | DESCRIPTION | AMOUNT | LRC Code | LRC Description | PL/YR |
|-----------|--|-----------------|----------|------------------------------------|-------|
| 5/15/2024 | COBRA MONTHLY (PPPM) ADMIN FEES | (35,902.50) | 216 | WW Health Equity Admin | 2024 |
| 5/17/2024 | FY24 Employee Clinics plus data feed to Merative | (153,024.39) | 210 | Medical Claims - Anthem | 2024 |
| 5/20/2024 | Claims (Bridge Supply) ADMIN FEE | (30,000.00) | 311 | CVS Admin | 2024 |
| 5/20/2024 | Administration of Paper Claims ADMIN FEE | (1,593.00) | 311 | CVS Admin | 2024 |
| 5/20/2024 | Electronic Claims Processing ADMIN FEE | (81,385.00) | 311 | CVS Admin | 2024 |
| 5/20/2024 | ANTHEM ADMIN FEE | (3,600.10) | 215 | Anthem Admin | 2024 |
| 5/21/2024 | Claims 2024 | (23,178,812.60) | 210 | Medical Claims - Anthem | 2024 |
| 5/22/2024 | Administration of Paper Claims ADMIN FEE | (3,151.50) | 311 | CVS Admin | 2024 |
| 5/22/2024 | Appeals ADMIN FEE | (121,300.00) | 311 | CVS Admin | 2024 |
| 5/22/2024 | Claims (TDC PMPM) ADMIN FEE | (193,574.83) | 311 | CVS Admin | 2024 |
| 5/22/2024 | Drug Savings Review ADMIN FEE | (79,551.30) | 311 | CVS Admin | 2024 |
| 5/22/2024 | Electronic Claims Processing ADMIN FEE | (85,134.08) | 311 | CVS Admin | 2024 |
| 5/22/2024 | Enhanced Safety & Monitoring ADMIN FEE | (10,606.84) | 311 | CVS Admin | 2024 |
| 5/22/2024 | Nursing Services ADMIN FEE | (6,445.00) | 311 | CVS Admin | 2024 |
| 5/22/2024 | Pharmacy Advisor Counseling ADMIN FEE | (159,102.60) | 311 | CVS Admin | 2024 |
| 5/22/2024 | Prior Authorization ADMIN FEE | (310,620.00) | 311 | CVS Admin | 2024 |
| 5/22/2024 | PrudentRx ADMIN FEE | (1,129,277.55) | 311 | CVS Admin | 2024 |
| 5/23/2024 | Claims (Bridge Supply) ADMIN FEE | (38,793.00) | 311 | CVS Admin | 2024 |
| 5/23/2024 | Claims ADMIN FEE | (29,861.75) | 311 | CVS Admin | 2024 |
| 5/23/2024 | MDX SAPPHIRE - SMARTSHOPPER ADMIN FEES | (77,506.00) | 217 | MDX Medical Admin - Compass Choice | 2024 |
| 5/28/2024 | WebMD Wellbeing Consultants 04/2024 | (65,833.33) | 221 | WebMD Admin | 2024 |
| 5/28/2024 | Claims 2024 | (25,271,872.33) | 210 | Medical Claims - Anthem | 2024 |
| 5/29/2024 | Administration of Paper Claims ADMIN FEE | (1,075.50) | 311 | CVS Admin | 2024 |
| 5/29/2024 | Electronic Claims Processing ADMIN FEE | (94,425.00) | 311 | CVS Admin | 2024 |
| 5/30/2024 | PrudentRx ADMIN FEE balance remainder | (241,790.83) | 311 | CVS Admin | 2024 |
| 5/17/2024 | Health Insurance Refund | (44.57) | 101 | Premiums | 2024 |
| 5/9/2024 | Health Insurance Refund | (44.57) | 101 | Premiums | 2024 |
| 5/23/2024 | Health Insurance Refund | (127.05) | 101 | Premiums | 2024 |
| 5/17/2024 | Health Insurance Refund | (174.96) | 101 | Premiums | 2024 |
| 5/17/2024 | Health Insurance Refund | (177.06) | 101 | Premiums | 2024 |
| 5/23/2024 | Health Insurance Refund | (133.71) | 101 | Premiums | 2024 |
| 5/8/2024 | Health Insurance Refund | (89.37) | 101 | Premiums | 2024 |
| 5/9/2024 | Health Insurance Refund | (199.46) | 101 | Premiums | 2024 |
| 5/23/2024 | Health Insurance Refund | (14.17) | 101 | Premiums | 2024 |
| 5/2/2024 | KDE Health Insurance Premiums 2024 | 80,570,388.88 | 101 | Premiums | 2024 |
| 5/2/2024 | KDE HRA Waiver 2024 | 2,201,488.90 | 102 | HRA Waiver Contribution | 2024 |
| 5/2/2024 | KDE HRA Waiver Dental/Vision 2024 | 1,488,488.00 | 102 | HRA Waiver Contribution | 2024 |
| 5/20/2024 | KDE HRA Waiver 2024 | 2,190,487.00 | 102 | HRA Waiver Contribution | 2024 |
| 5/20/2024 | KDE HRA Waiver Dental/Vision 2024 | 1,441,164.50 | 102 | HRA Waiver Contribution | 2024 |
| 5/21/2024 | KDE FSA admin fees | 47,068.00 | 216 | WW Health Equity Admin | 2024 |
| 5/14/2024 | KRS 05-2024 health insurance premiums | 28,322,555.48 | 101 | Premiums | 2024 |
| 5/28/2024 | KTRS health insurance premiums 05/2024 | 9,222,018.23 | 101 | Premiums | 2024 |
| 5/10/2024 | March 2024 VELOCITI Frankfort Clinic Inspections | (1,216.28) | 502 | Transfer for Clinic Services | 2024 |
| 5/10/2024 | April 2024 VELOCITI Frankfort Clinic Inspections CANX, | (1,216.28) | 502 | Transfer for Clinic Services | 2024 |
| 5/23/2024 | Correction to Plan Year for PRC 21*7349 | (3,817,789.50) | 215 | Anthem Admin | 2024 |
| 5/1/2024 | CDHPHRA Claims 2024 | (300,897.92) | 213 | HRA Embedded Claims - Wage Works | 2024 |
| 5/1/2024 | HRA WAIVER Claims 2024 | (86,869.99) | 214 | HRA Waiver Claims - Wage Works | 2024 |
| 5/1/2024 | HRA WAIVER D/V Claims 2024 | (26,296.32) | 214 | HRA Waiver Claims - Wage Works | 2024 |
| 5/2/2024 | CDHPHRA Claims 2024 | (65,267.77) | 213 | HRA Embedded Claims - Wage Works | 2024 |
| 5/2/2024 | HRA WAIVER Claims 2024 | (25,799.52) | 214 | HRA Waiver Claims - Wage Works | 2024 |
| 5/2/2024 | HRA WAIVER D/V Claims 2024 | (7,332.39) | 214 | HRA Waiver Claims - Wage Works | 2024 |
| 5/3/2024 | CDHPHRA Claims 2024 | (224,543.88) | 213 | HRA Embedded Claims - Wage Works | 2024 |
| 5/3/2024 | HRA WAIVER Claims 2024 | (77,307.86) | 214 | HRA Waiver Claims - Wage Works | 2024 |
| 5/3/2024 | HRA WAIVER D/V Claims 2024 | (22,740.14) | 214 | HRA Waiver Claims - Wage Works | 2024 |
| 5/6/2024 | Claims 2024 | (14,362,601.50) | 310 | Pharmacy Claims - CVS | 2024 |
| 5/6/2024 | CDHPHRA Claims 2024 | (296,218.65) | 213 | HRA Embedded Claims - Wage Works | 2024 |
| 5/6/2024 | HRA WAIVER Claims 2024 | (82,989.51) | 214 | HRA Waiver Claims - Wage Works | 2024 |
| 5/6/2024 | HRA WAIVER D/V Claims 2024 | (33,949.06) | 214 | HRA Waiver Claims - Wage Works | 2024 |

Kentucky Employees' Health Plan – Status Report
2nd Quarter, 2024
Attachment A – Transaction Report
Page A-13

| DATE | DESCRIPTION | AMOUNT | LRC Code | LRC Description | PL/YR |
|-----------|--|-----------------|----------|----------------------------------|-------|
| 5/7/2024 | CDHPHRA Claims 2024 | (429,240.46) | 213 | HRA Embedded Claims - Wage Works | 2024 |
| 5/7/2024 | HRA WAIVER Claims 2024 | (120,735.03) | 214 | HRA Waiver Claims - Wage Works | 2024 |
| 5/7/2024 | HRA WAIVER D/V Claims 2024 | (55,600.22) | 214 | HRA Waiver Claims - Wage Works | 2024 |
| 5/8/2024 | CDHPHRA Claims 2024 | (301,958.87) | 213 | HRA Embedded Claims - Wage Works | 2024 |
| 5/8/2024 | HRA WAIVER Claims 2024 | (86,073.03) | 214 | HRA Waiver Claims - Wage Works | 2024 |
| 5/8/2024 | HRA WAIVER D/V Claims 2024 | (29,306.93) | 214 | HRA Waiver Claims - Wage Works | 2024 |
| 5/9/2024 | CDHPHRA claims 2024 | (96,411.70) | 213 | HRA Embedded Claims - Wage Works | 2024 |
| 5/9/2024 | HRA WAIVER Claims 2024 | (28,191.56) | 214 | HRA Waiver Claims - Wage Works | 2024 |
| 5/9/2024 | HRA WAIVER D/V Claims 2024 | (12,281.54) | 214 | HRA Waiver Claims - Wage Works | 2024 |
| 5/10/2024 | Claims 2024 | (14,614,887.29) | 310 | Pharmacy Claims - CVS | 2024 |
| 5/10/2024 | CDHPHRA Claims 2024 | (244,149.94) | 213 | HRA Embedded Claims - Wage Works | 2024 |
| 5/10/2024 | HRA WAIVER Claims 2024 | (71,263.30) | 214 | HRA Waiver Claims - Wage Works | 2024 |
| 5/10/2024 | HRA WAIVER D/V Claims 2024 | (14,960.46) | 214 | HRA Waiver Claims - Wage Works | 2024 |
| 5/13/2024 | CDHPHRA Claims 2024 | (270,434.72) | 213 | HRA Embedded Claims - Wage Works | 2024 |
| 5/13/2024 | HRA WAIVER Claims 2024 | (68,144.98) | 214 | HRA Waiver Claims - Wage Works | 2024 |
| 5/13/2024 | HRA WAIVER D/V Claims 2024 | (28,391.70) | 214 | HRA Waiver Claims - Wage Works | 2024 |
| 5/14/2024 | CDHPHRA Claims 2024 | (422,986.66) | 213 | HRA Embedded Claims - Wage Works | 2024 |
| 5/14/2024 | HRA WAIVER Claims 2024 | (106,216.90) | 214 | HRA Waiver Claims - Wage Works | 2024 |
| 5/14/2024 | HRA WAIVER D/V Claims 2024 | (39,013.75) | 214 | HRA Waiver Claims - Wage Works | 2024 |
| 5/15/2024 | CDHPHRA Claims 2024 | (268,467.36) | 213 | HRA Embedded Claims - Wage Works | 2024 |
| 5/15/2024 | HRA WAIVER Claims 2024 | (87,264.41) | 214 | HRA Waiver Claims - Wage Works | 2024 |
| 5/15/2024 | HRA WAIVER D/V Claims 2024 | (22,572.02) | 214 | HRA Waiver Claims - Wage Works | 2024 |
| 5/16/2024 | CDHPHRA Claims 2024 | (72,449.07) | 213 | HRA Embedded Claims - Wage Works | 2024 |
| 5/16/2024 | HRA WAIVER Claims 2024 | (23,949.49) | 214 | HRA Waiver Claims - Wage Works | 2024 |
| 5/16/2024 | HRA WAIVER D/V Claims 2024 | (12,912.56) | 214 | HRA Waiver Claims - Wage Works | 2024 |
| 5/17/2024 | CDHPHRA Claims 2024 | (223,039.31) | 213 | HRA Embedded Claims - Wage Works | 2024 |
| 5/17/2024 | HRA WAIVER Claims 2024 | (59,617.12) | 214 | HRA Waiver Claims - Wage Works | 2024 |
| 5/17/2024 | HRA WAIVER D/V Claims 2024 | (19,245.49) | 214 | HRA Waiver Claims - Wage Works | 2024 |
| 5/20/2024 | Claims 2024 | (17,888,487.94) | 310 | Pharmacy Claims - CVS | 2024 |
| 5/20/2024 | CDHPHRA Claims 2024 | (282,472.71) | 213 | HRA Embedded Claims - Wage Works | 2024 |
| 5/20/2024 | HRA WAIVER Claims 2024 | (68,350.94) | 214 | HRA Waiver Claims - Wage Works | 2024 |
| 5/20/2024 | HRA WAIVER D/V Claims 2024 | (25,549.04) | 214 | HRA Waiver Claims - Wage Works | 2024 |
| 5/21/2024 | CDHPHRA Claims 2024 | (483,429.90) | 213 | HRA Embedded Claims - Wage Works | 2024 |
| 5/21/2024 | HRA WAIVER Claims 2024 | (128,165.49) | 214 | HRA Waiver Claims - Wage Works | 2024 |
| 5/21/2024 | HRA WAIVER D/V Claims 2024 | (48,865.78) | 214 | HRA Waiver Claims - Wage Works | 2024 |
| 5/22/2024 | CDHPHRA Claims 2024 | (282,798.83) | 213 | HRA Embedded Claims - Wage Works | 2024 |
| 5/22/2024 | HRA WAIVER Claims 2024 | (82,272.20) | 214 | HRA Waiver Claims - Wage Works | 2024 |
| 5/22/2024 | HRA WAIVER D/V Claims 2024 | (19,068.86) | 214 | HRA Waiver Claims - Wage Works | 2024 |
| 5/23/2024 | CDHPHRA Claims 2024 | (77,558.00) | 213 | HRA Embedded Claims - Wage Works | 2024 |
| 5/23/2024 | HRA WAIVER Claims 2024 | (25,255.53) | 214 | HRA Waiver Claims - Wage Works | 2024 |
| 5/23/2024 | HRA WAIVER D/V Claims 2024 | (5,004.97) | 214 | HRA Waiver Claims - Wage Works | 2024 |
| 5/24/2024 | CDHPHRA Claims 2024 | (210,801.80) | 213 | HRA Embedded Claims - Wage Works | 2024 |
| 5/24/2024 | HRA WAIVER Claims 2024 | (55,994.40) | 214 | HRA Waiver Claims - Wage Works | 2024 |
| 5/24/2024 | HRA WAIVER D/V Claims 2024 | (22,563.99) | 214 | HRA Waiver Claims - Wage Works | 2024 |
| 5/28/2024 | CDHPHRA Claims 2024 | (274,245.95) | 213 | HRA Embedded Claims - Wage Works | 2024 |
| 5/28/2024 | HRA WAIVER Claims 2024 | (86,665.02) | 214 | HRA Waiver Claims - Wage Works | 2024 |
| 5/28/2024 | HRA WAIVER D/V Claims 2024 | (42,850.45) | 214 | HRA Waiver Claims - Wage Works | 2024 |
| 5/29/2024 | CDHPHRA Claims 2024 | (659,536.40) | 213 | HRA Embedded Claims - Wage Works | 2024 |
| 5/29/2024 | HRA WAIVER Claims 2024 | (197,216.58) | 214 | HRA Waiver Claims - Wage Works | 2024 |
| 5/29/2024 | HRA WAIVER D/V Claims 2024 | (66,161.18) | 214 | HRA Waiver Claims - Wage Works | 2024 |
| 5/30/2024 | CDHPHRA Claims 2024 | (97,061.47) | 213 | HRA Embedded Claims - Wage Works | 2024 |
| 5/30/2024 | HRA WAIVER Claims 2024 | (16,394.95) | 214 | HRA Waiver Claims - Wage Works | 2024 |
| 5/30/2024 | HRA WAIVER D/V Claims 2024 | (10,987.81) | 214 | HRA Waiver Claims - Wage Works | 2024 |
| 5/30/2024 | Claims 2024 | (17,126,820.00) | 310 | Pharmacy Claims - CVS | 2024 |
| 5/31/2024 | CDHPHRA Claims 2024 | (51,207.73) | 213 | HRA Embedded Claims - Wage Works | 2024 |
| 5/31/2024 | HRA WAIVER Claims 2024 | (17,486.71) | 214 | HRA Waiver Claims - Wage Works | 2024 |
| 5/31/2024 | HRA WAIVER D/V Claims 2024 | (4,576.93) | 214 | HRA Waiver Claims - Wage Works | 2024 |
| 5/6/2024 | ALIGHT ONGOING DEP ELIGIBILITY AUDIT 02/2024 | (6,191.60) | 219 | Ongoing Dependent Eligibility | 2024 |

Kentucky Employees' Health Plan – Status Report

2nd Quarter, 2024

Attachment A – Transaction Report

Page A-14

| DATE | DESCRIPTION | AMOUNT | LRC Code | LRC Description | PL/YR |
|-----------|--|----------------------------|----------|----------------------------------|-------|
| 5/29/2024 | Pharmacy RX Claims Monitoring | (20,250.00) | 312 | Pharmacy claims monitoring/audit | 2024 |
| 5/30/2024 | ALIGHT ONGOING DEP ELIGIBILITY AUDIT 04/2024 | (5,239.40) | 219 | Ongoing Dependent Eligibility | 2024 |
| | | May \$ <u>7,281,410.76</u> | | | |
| | Ending Balance | 372,004,128.88 | | | |

| May Account Summary | | |
|---------------------|--|-----------------------|
| 101 | Premiums | 178,191,054.08 |
| 102 | HRA Waiver Contribution | 8,085,757.90 |
| 110 | Investment Income | 1,892,971.04 |
| 120 | Drug Rebates - Express Scripts | 0.00 |
| 121 | Drug Rebates - CVS | 0.00 |
| 130 | Transfers <u>From</u> other plan year(s) | 0.00 |
| 201 | Medical Claims - Humana | 0.00 |
| 202 | Humana Admin | 0.00 |
| 203 | HRA Embedded Claims - Humana | 0.00 |
| 204 | HRA Waiver Claims - Humana | 0.00 |
| 210 | Medical Claims - Anthem | (101,031,706.75) |
| 211 | Carrum Claims | 0.00 |
| 213 | HRA Embedded Claims - Wage Works | (5,634,706.25) |
| 214 | HRA Waiver Claims - Wage Works | (2,170,799.51) |
| 215 | Anthem Admin | (3,817,670.72) |
| 216 | Wage Works Admin | (396,174.90) |
| 217 | MDX Medical Admin - Compass Choice | (77,506.00) |
| 218 | Rethink BH Services | 0.00 |
| 219 | Ongoing Dependent Eligibility Audit | (11,431.00) |
| 220 | Printing & Postage Services | 0.00 |
| 221 | WebMD Admin | (65,833.33) |
| 222 | WebMD Claims | 0.00 |
| 223 | Castlight Admin | (416,666.67) |
| 224 | Castlight Rewards | (434,255.00) |
| 301 | Pharmacy Claims - Express Scripts | 0.00 |
| 302 | Express Scripts Admin | 0.00 |
| 310 | Pharmacy Claims - CVS | (64,089,446.29) |
| 311 | CVS Admin | (2,719,493.28) |
| 312 | Pharmacy claims monitoring/audit | (20,250.00) |
| 500 | Transfers <u>To</u> other plan year(s) | 0.00 |
| 501 | Operating Transfer/ Exp & Adj | 0.00 |
| 502 | Transfer for Clinic Cleaning Services | (2,432.56) |
| 503 | Voided/NSF/Cancelled Check Fees | 0.00 |
| May | | \$7,281,410.76 |

Kentucky Employees' Health Plan – Status Report
2nd Quarter, 2024
Attachment A – Transaction Report
Page A-16

June 2024 Cash Transaction Report

| DATE | DESCRIPTION | AMOUNT | LRC Code | LRC Description | PL/YR |
|-----------|---|--------------------------|----------|----------------------------------|-------|
| | Beginning Balance | \$ 372,004,128.88 | | | |
| 6/7/2024 | Repayments - WW - CDHP - HRA - 2020 | 186.80 | 213 | HRA Embedded Claims - Wage Works | 2020 |
| 6/7/2024 | Repayments - WW - HRA Waiver 2016 - 2020 | 324.13 | 214 | HRA Waiver Claims - Wage Works | 2020 |
| 6/7/2024 | Repayments - WW - HRA Waiver D/V 2020 | 126.60 | 214 | HRA Waiver Claims - Wage Works | 2020 |
| 6/11/2024 | Claims 2020 | 1,239.57 | 210 | Medical Claims - Anthem | 2020 |
| 6/18/2024 | Claims 2020 | (25,056.82) | 210 | Medical Claims - Anthem | 2020 |
| 6/25/2024 | Claims 2020 | 64,469.98 | 210 | Medical Claims - Anthem | 2020 |
| 6/6/2024 | Claims 2016 - 2020 | 201.41 | 310 | Pharmacy Claims - CVS | 2020 |
| 6/3/2024 | Claims 2021 | (143.79) | 210 | Medical Claims - Anthem | 2021 |
| 6/11/2024 | Claims 2021 | (3,419.70) | 210 | Medical Claims - Anthem | 2021 |
| 6/18/2024 | Claims 2021 | (77,379.36) | 210 | Medical Claims - Anthem | 2021 |
| 6/25/2024 | Claims 2021 | 608.91 | 210 | Medical Claims - Anthem | 2021 |
| 6/13/2024 | CDHPHRA Claims 2021 | (5,084.52) | 213 | HRA Embedded Claims - Wage Works | 2021 |
| 6/13/2024 | HRA WAIVER D/V Claims 2021 | 5,084.52 | 214 | HRA Waiver Claims - Wage Works | 2021 |
| 6/6/2024 | Escheated - WW - CDHPHRA - 2022 | 5,120.35 | 213 | HRA Embedded Claims - Wage Works | 2022 |
| 6/6/2024 | Escheated - WW - WDVHRA 2022 | 679.27 | 214 | HRA Waiver Claims - Wage Works | 2022 |
| 6/6/2024 | Escheated - WW - WHRA - 2022 | 2,829.54 | 214 | HRA Waiver Claims - Wage Works | 2022 |
| 6/7/2024 | Repayments - WW - CDHP - HRA - 2022 | 796.60 | 213 | HRA Embedded Claims - Wage Works | 2022 |
| 6/7/2024 | Repayments - WW - HRA Waiver 2022 | 231.90 | 214 | HRA Waiver Claims - Wage Works | 2022 |
| 6/7/2024 | Repayments - WW - HRA Waiver D/V 2022 | 44.99 | 214 | HRA Waiver Claims - Wage Works | 2022 |
| 6/3/2024 | Claims 2022 | 46,177.92 | 210 | Medical Claims - Anthem | 2022 |
| 6/11/2024 | Claims 2022 | 130,444.68 | 210 | Medical Claims - Anthem | 2022 |
| 6/18/2024 | Claims 2022 | (64,370.41) | 210 | Medical Claims - Anthem | 2022 |
| 6/25/2024 | Claims 2022 | 79,847.36 | 210 | Medical Claims - Anthem | 2022 |
| 6/6/2024 | Claims 2022 | 10.06 | 310 | Pharmacy Claims - CVS | 2022 |
| 6/12/2024 | Claims 2022 | (571.18) | 310 | Pharmacy Claims - CVS | 2022 |
| 6/18/2024 | WebMD refund for Prefunded account | 1,752,218.62 | 222 | WebMD Claims Reimbursement | 2023 |
| 6/17/2024 | WebMD Customer Satisfaction Performance Guarantee | 11,136.00 | 221 | WebMD Admin | 2023 |
| 6/17/2024 | WebMD Incentive Management Performance | 11,136.00 | 221 | WebMD Admin | 2023 |
| 6/18/2024 | WebMD refund for Prefunded account | 255.61 | 222 | WebMD Claims Reimbursement | 2023 |
| 6/3/2024 | Claims 2023 | (145,344.22) | 210 | Medical Claims - Anthem | 2023 |
| 6/11/2024 | Claims 2023 | (271,038.92) | 210 | Medical Claims - Anthem | 2023 |
| 6/18/2024 | Claims 2023 | (319,356.53) | 210 | Medical Claims - Anthem | 2023 |
| 6/25/2024 | Claims 2023 | 725,763.18 | 210 | Medical Claims - Anthem | 2023 |
| 6/4/2024 | CDHPHRA Claims 2023 | 75.72 | 213 | HRA Embedded Claims - Wage Works | 2023 |
| 6/6/2024 | Claims 2023 | 15,226.36 | 310 | Pharmacy Claims - CVS | 2023 |
| 6/11/2024 | HRA WAIVER Claims 2023 | 26.91 | 214 | HRA Waiver Claims - Wage Works | 2023 |
| 6/12/2024 | Claims 2023 | 1,903.41 | 310 | Pharmacy Claims - CVS | 2023 |
| 6/12/2024 | CDHPHRA Claims 2023 | 29.26 | 213 | HRA Embedded Claims - Wage Works | 2023 |
| 6/13/2024 | HRA WAIVER Claims 2023 | (104.04) | 214 | HRA Waiver Claims - Wage Works | 2023 |
| 6/18/2024 | CDHPHRA Claims 2023 | (912.53) | 213 | HRA Embedded Claims - Wage Works | 2023 |
| 6/20/2024 | Claims 2023 | 3,359.10 | 310 | Pharmacy Claims - CVS | 2023 |
| 6/25/2024 | CDHPHRA Claims 2023 | 26.90 | 213 | HRA Embedded Claims - Wage Works | 2023 |
| 6/25/2024 | HRA WAIVER Claims 2023 | 10.71 | 214 | HRA Waiver Claims - Wage Works | 2023 |
| 6/26/2024 | Claims 2023 | (9,164.00) | 310 | Pharmacy Claims - CVS | 2023 |
| 7/2/2024 | Investment income | 1,567,833.20 | 110 | Investment Income | 2024 |
| 6/10/2024 | HRA Waiver 2024 | 305,025.00 | 102 | HRA Waiver Contribution | 2024 |
| 6/10/2024 | Health Insurance Premiums 2024 | 17,215,024.58 | 101 | Premiums | 2024 |
| 6/25/2024 | HRA Waiver 2024 | 308,175.00 | 102 | HRA Waiver Contribution | 2024 |
| 6/25/2024 | Health Insurance Premiums 2024 | 17,328,657.48 | 101 | Premiums | 2024 |
| 6/5/2024 | Health Insurance Premiums 2024 | 26.73 | 101 | Premiums | 2024 |
| 6/13/2024 | HRA Waiver 2024 | 262.50 | 102 | HRA Waiver Contribution | 2024 |
| 6/13/2024 | Health Insurance Premiums 2024 | 4,154.98 | 101 | Premiums | 2024 |
| 6/20/2024 | Health Insurance Premiums 2024 | (474.52) | 101 | Premiums | 2024 |
| 6/27/2024 | HRA Waiver 2024 | 87.50 | 102 | HRA Waiver Contribution | 2024 |

Kentucky Employees' Health Plan – Status Report
2nd Quarter, 2024
Attachment A – Transaction Report
Page A-17

| DATE | DESCRIPTION | AMOUNT | LRC Code | LRC Description | PL/YR |
|-----------|---|--------------|----------|-------------------------|-------|
| 6/27/2024 | Health Insurance Premiums 2024 | 4,056.89 | 101 | Premiums | 2024 |
| 6/4/2024 | Health Insurance Premiums 2024 | 53.46 | 101 | Premiums | 2024 |
| 6/3/2024 | Health Insurance Premiums 2024 | 2,575,630.56 | 101 | Premiums | 2024 |
| 6/3/2024 | HRA Waiver 2024 | 9,450.00 | 102 | HRA Waiver Contribution | 2024 |
| 6/3/2024 | HRA Waiver Dental/Vision 2024 | 8,225.00 | 102 | HRA Waiver Contribution | 2024 |
| 6/3/2024 | Health Insurance Premiums 2024 | 2,179,855.53 | 101 | Premiums | 2024 |
| 6/3/2024 | HRA Waiver 2024 | 25,812.50 | 102 | HRA Waiver Contribution | 2024 |
| 6/3/2024 | HRA Waiver Dental/Vision 2024 | 48,288.00 | 102 | HRA Waiver Contribution | 2024 |
| 6/5/2024 | Health Insurance Premiums 2024 | 18.80 | 101 | Premiums | 2024 |
| 6/4/2024 | Health Insurance Premiums 2024 | 126,497.79 | 101 | Premiums | 2024 |
| 6/5/2024 | KCTCS 05-2024 Health Ins | 4,119,983.64 | 101 | Premiums | 2024 |
| 6/5/2024 | KCTCS 05-2024 Health premiums | 180,027.46 | 101 | Premiums | 2024 |
| 6/5/2024 | Health Insurance Premiums 2024 | 179,302.69 | 101 | Premiums | 2024 |
| 6/5/2024 | HRA Dental/Vision 2024 | 4,025.00 | 102 | HRA Waiver Contribution | 2024 |
| 6/5/2024 | HRA Waiver 2024 | 2,187.50 | 102 | HRA Waiver Contribution | 2024 |
| 6/5/2024 | Health Insurance Premiums 2024 | 378.29 | 101 | Premiums | 2024 |
| 6/5/2024 | Health Insurance Premiums 2024 | 1,187,036.05 | 101 | Premiums | 2024 |
| 6/5/2024 | HRA Waiver 2024 | 3,325.00 | 102 | HRA Waiver Contribution | 2024 |
| 6/5/2024 | HRA Waiver Dental/Vision 2024 | 875.00 | 102 | HRA Waiver Contribution | 2024 |
| 6/6/2024 | Health Insurance Premiums 2024 | 404.34 | 101 | Premiums | 2024 |
| 6/6/2024 | Health Insurance Premiums 2024 | 753,786.52 | 101 | Premiums | 2024 |
| 6/7/2024 | Health Insurance Premiums 2024 | 443,296.39 | 101 | Premiums | 2024 |
| 6/10/2024 | Health Insurance Premiums 2024 | 18.38 | 101 | Premiums | 2024 |
| 6/10/2024 | Health Insurance Premiums 2024 | 292,714.67 | 101 | Premiums | 2024 |
| 6/10/2024 | HRA Waiver 2024 | 1,400.00 | 102 | HRA Waiver Contribution | 2024 |
| 6/10/2024 | HRA Waiver Dental/Vision 2024 | 2,012.50 | 102 | HRA Waiver Contribution | 2024 |
| 6/10/2024 | Health Insurance Premiums 2024 | 62,651.86 | 101 | Premiums | 2024 |
| 6/11/2024 | Health Insurance Premiums 2024 | 2,479.70 | 101 | Premiums | 2024 |
| 6/12/2024 | Health Insurance Premiums 2024 | 658.58 | 101 | Premiums | 2024 |
| 6/13/2024 | Fayette Co BOE 05-2024 Health | 864,254.45 | 101 | Premiums | 2024 |
| 6/12/2024 | Health Insurance Premiums 2024 | 340,050.35 | 101 | Premiums | 2024 |
| 6/12/2024 | HRA Waiver 2024 | 350.00 | 102 | HRA Waiver Contribution | 2024 |
| 6/12/2024 | HRA Waiver Dental/Vision 2024 | 1,050.00 | 102 | HRA Waiver Contribution | 2024 |
| 6/13/2024 | Health Insurance Premiums 2024 | 31,208.78 | 101 | Premiums | 2024 |
| 6/13/2024 | Health Insurance Premiums 2024 | 133.71 | 101 | Premiums | 2024 |
| 6/13/2024 | Health Insurance Premiums 2024 | 166,459.49 | 101 | Premiums | 2024 |
| 6/13/2024 | HRA Waiver 2024 | 875.00 | 102 | HRA Waiver Contribution | 2024 |
| 6/13/2024 | HRA Waiver Dental/Vision 2024 | 875.00 | 102 | HRA Waiver Contribution | 2024 |
| 6/14/2024 | Health Insurance Premiums 2024 | 569.90 | 101 | Premiums | 2024 |
| 6/14/2024 | Health Insurance Premiums 2024 | 282,080.58 | 101 | Premiums | 2024 |
| 6/17/2024 | Health Insurance Premiums 2024 | 203,242.64 | 101 | Premiums | 2024 |
| 6/17/2024 | HRA Waiver 2024 | 175.00 | 102 | HRA Waiver Contribution | 2024 |
| 6/17/2024 | HRA Waiver Dental/Vision 2024 | 525.00 | 102 | HRA Waiver Contribution | 2024 |
| 6/17/2024 | Health Insurance Premiums 2024 | 543,581.48 | 101 | Premiums | 2024 |
| 6/17/2024 | HRA Waiver Dental/Vision 2024 | 175.00 | 102 | HRA Waiver Contribution | 2024 |
| 6/17/2024 | Health Insurance Premiums 2024 | 112,344.25 | 101 | Premiums | 2024 |
| 6/17/2024 | HRA Waiver 2024 | 350.00 | 102 | HRA Waiver Contribution | 2024 |
| 6/20/2024 | Health Insurance Premiums 2024 | 127.05 | 101 | Premiums | 2024 |
| 6/20/2024 | Health Insurance Premiums 2024 | 930.76 | 101 | Premiums | 2024 |
| 6/18/2024 | Health Insurance Premiums 2024 | 223.61 | 101 | Premiums | 2024 |
| 6/24/2024 | Health Insurance Premiums 2024 | 377,430.25 | 101 | Premiums | 2024 |
| 6/21/2024 | Health Insurance Premiums 2024 | 637,883.65 | 101 | Premiums | 2024 |
| 6/21/2024 | HRA Waiver 2024 | 175.00 | 102 | HRA Waiver Contribution | 2024 |
| 6/21/2024 | HRA Waiver Dental/Vision 2024 | 175.00 | 102 | HRA Waiver Contribution | 2024 |
| 6/21/2024 | Health Insurance Premiums 2024 | 53,116.56 | 101 | Premiums | 2024 |
| 6/21/2024 | Health Insurance Premiums 2024 | 136,259.10 | 101 | Premiums | 2024 |
| 6/24/2024 | Judicial Retirement Sys health insurance premiums | 84,594.84 | 101 | Premiums | 2024 |
| | 06/2024 | | | | |

Kentucky Employees' Health Plan – Status Report

2nd Quarter, 2024

Attachment A – Transaction Report

Page A-18

| DATE | DESCRIPTION | AMOUNT | LRC Code | LRC Description | PL/YR |
|-----------|---|-----------------|----------|-------------------------|-------|
| 6/24/2024 | Health Insurance Premiums 2024 | 53.46 | 101 | Premiums | 2024 |
| 6/24/2024 | Health Insurance Premiums 2024 | 205.59 | 101 | Premiums | 2024 |
| 6/24/2024 | Health Insurance Premiums 2024 | 460,407.47 | 101 | Premiums | 2024 |
| 6/24/2024 | Judicial Retirement Sys health insurance premiums | 5,831.44 | 101 | Premiums | 2024 |
| 6/24/2024 | HRA Waiver 2024 | 3,675.00 | 102 | HRA Waiver Contribution | 2024 |
| 6/24/2024 | HRA Waiver Dental/Vision 2024 | 3,500.00 | 102 | HRA Waiver Contribution | 2024 |
| 6/24/2024 | Health Insurance Premiums 2024 | 537,300.58 | 101 | Premiums | 2024 |
| 6/24/2024 | HRA Waiver 2024 | 175.00 | 102 | HRA Waiver Contribution | 2024 |
| 6/26/2024 | Health Insurance Premiums 2024 | 169.33 | 101 | Premiums | 2024 |
| 6/26/2024 | Health Insurance Premiums 2024 | 10,245.30 | 101 | Premiums | 2024 |
| 6/26/2024 | COBRA premiums May 2024 - WW | 176,878.59 | 101 | Premiums | 2024 |
| 6/26/2024 | Health Insurance Premiums 2024 | 1,021.87 | 101 | Premiums | 2024 |
| 6/26/2024 | Health Insurance Premiums 2024 | 89.14 | 101 | Premiums | 2024 |
| 6/26/2024 | Health Insurance Premiums 2024 | 1,047,486.78 | 101 | Premiums | 2024 |
| 6/26/2024 | HRA Waiver 2024 | 1,312.50 | 102 | HRA Waiver Contribution | 2024 |
| 6/26/2024 | HRA Waiver Dental/Vision 2024 | 525.00 | 102 | HRA Waiver Contribution | 2024 |
| 6/27/2024 | Health Insurance Premiums 2024 | 31.07 | 101 | Premiums | 2024 |
| 6/27/2024 | Jefferson Co BOE 06/2024 Health | 1,830,051.90 | 101 | Premiums | 2024 |
| 6/27/2024 | Health Insurance Premiums 2024 | 88.53 | 101 | Premiums | 2024 |
| 6/27/2024 | Health Insurance Premiums 2024 | 1,276,070.58 | 101 | Premiums | 2024 |
| 6/27/2024 | HRA Waiver 2024 | 2,800.00 | 102 | HRA Waiver Contribution | 2024 |
| 6/27/2024 | HRA Waiver Dental/Vision 2024 | 8,925.00 | 102 | HRA Waiver Contribution | 2024 |
| 6/28/2024 | Health Insurance Premiums 2024 | 46.73 | 101 | Premiums | 2024 |
| 6/28/2024 | Health Insurance Premiums 2024 | 1,713,824.10 | 101 | Premiums | 2024 |
| 6/28/2024 | HRA Waiver 2024 | 5,950.00 | 102 | HRA Waiver Contribution | 2024 |
| 6/28/2024 | HRA Waiver Dental/Vision 2024 | 1,312.50 | 102 | HRA Waiver Contribution | 2024 |
| 6/3/2024 | Claims 2024 | (21,163,620.18) | 210 | Medical Claims - Anthem | 2024 |
| 6/3/2024 | Rethink 06/2024 | (85,264.00) | 218 | Rethink BH Services | 2024 |
| 6/5/2024 | Administration of Paper Claims ADMIN FEE | (28.50) | 311 | CVS Admin | 2024 |
| 6/5/2024 | Appeals ADMIN FEE | (99,900.00) | 311 | CVS Admin | 2024 |
| 6/5/2024 | Claims (TDC PMPM) ADMIN FEE | (192,571.81) | 311 | CVS Admin | 2024 |
| 6/5/2024 | Drug Savings Review ADMIN FEE | (79,139.10) | 311 | CVS Admin | 2024 |
| 6/5/2024 | Electronic Claims Processing ADMIN FEE | (75,506.71) | 311 | CVS Admin | 2024 |
| 6/5/2024 | Enhanced Safety & Monitoring ADMIN FEE | (10,551.88) | 311 | CVS Admin | 2024 |
| 6/5/2024 | Nursing Services ADMIN FEE | (6,780.00) | 311 | CVS Admin | 2024 |
| 6/5/2024 | Per Diem Fees ADMIN FEE | (300.00) | 311 | CVS Admin | 2024 |
| 6/5/2024 | Pharmacy Advisor Counseling ADMIN FEE | (158,278.20) | 311 | CVS Admin | 2024 |
| 6/5/2024 | Prior Authorization ADMIN FEE | (284,700.00) | 311 | CVS Admin | 2024 |
| 6/5/2024 | PrudentRx ADMIN FEE | (1,077,039.89) | 311 | CVS Admin | 2024 |
| 6/7/2024 | Administration of Paper Claims ADMIN FEE | (604.50) | 311 | CVS Admin | 2024 |
| 6/7/2024 | Electronic Claims Processing ADMIN FEE | (93,959.00) | 311 | CVS Admin | 2024 |
| 6/7/2024 | MDX/COMPASS INCENTIVES | (75,790.00) | 210 | Medical Claims - Anthem | 2024 |
| 6/7/2024 | ADMIN FEE for members residing in other states | (166.08) | 215 | Anthem Admin | 2024 |
| 6/10/2024 | Claims ADMIN FEE | (5,000.00) | 311 | CVS Admin | 2024 |
| 6/11/2024 | Claims 2024 | (25,700,361.50) | 210 | Medical Claims - Anthem | 2024 |
| 6/11/2024 | ANTHEM ADMIN FEE | (3,806,367.60) | 215 | Anthem Admin | 2024 |
| 6/11/2024 | Castlight Hub and Wellness | (416,655.63) | 223 | Castlight Admin | 2024 |
| 6/11/2024 | Castlight Gift Cards Rewards | (483,440.00) | 224 | Castlight Rewards | 2024 |
| 6/12/2024 | Claims ADMIN FEE | (10,000.00) | 311 | CVS Admin | 2024 |
| 6/13/2024 | DC FSA 2024 | (1,422.40) | 216 | WW Health Equity Admin | 2024 |
| 6/13/2024 | HCDC FSA 2024 | (2,492.00) | 216 | WW Health Equity Admin | 2024 |
| 6/13/2024 | HC FSA 2024 | (69,106.80) | 216 | WW Health Equity Admin | 2024 |
| 6/13/2024 | HRA 2024 | (332,553.20) | 216 | WW Health Equity Admin | 2024 |
| 6/13/2024 | FY24 Employee Clinics plus data feed to Merative | (154,573.88) | 210 | Medical Claims - Anthem | 2024 |
| 6/14/2024 | COBRA Enrollment Kits ADMIN FEES | (240.00) | 216 | WW Health Equity Admin | 2024 |
| 6/14/2024 | COBRA General Notice Fee ADMIN FEES | (3,699.00) | 216 | WW Health Equity Admin | 2024 |
| 6/14/2024 | COBRA MONTHLY (PPPM) ADMIN FEES | (35,902.50) | 216 | WW Health Equity Admin | 2024 |
| 6/18/2024 | Claims 2024 | (26,360,826.36) | 210 | Medical Claims - Anthem | 2024 |

Kentucky Employees' Health Plan – Status Report

2nd Quarter, 2024

Attachment A – Transaction Report

Page A-19

| DATE | DESCRIPTION | AMOUNT | LRC Code | LRC Description | PL/YR |
|-----------|--|-----------------|----------|------------------------------------|-------|
| 6/18/2024 | MDX SAPPHIRE - SMARTSHOPPER ADMIN FEES | (77,361.90) | 217 | MDX Medical Admin - Compass Choice | 2024 |
| 6/20/2024 | ANTHEM ADMIN FEE | (3,418.80) | 215 | Anthem Admin | 2024 |
| 6/25/2024 | Claims 2024 | (22,787,808.57) | 210 | Medical Claims - Anthem | 2024 |
| 6/27/2024 | WebMD Wellbeing Consultants 05/2024 | (65,833.33) | 221 | WebMD Admin | 2024 |
| 6/27/2024 | WebMD DWS Expenses | (3,039.93) | 221 | WebMD Admin | 2024 |
| 6/27/2024 | Administration of Paper Claims ADMIN FEE | (54.00) | 311 | CVS Admin | 2024 |
| 6/27/2024 | Electronic Claims Processing ADMIN FEE | (86,262.00) | 311 | CVS Admin | 2024 |
| 6/27/2024 | Administration of Paper Claims ADMIN FEE | (31.50) | 311 | CVS Admin | 2024 |
| 6/27/2024 | Appeals ADMIN FEE | (80,100.00) | 311 | CVS Admin | 2024 |
| 6/27/2024 | Claims (TDC PMPM) ADMIN FEE | (192,230.17) | 311 | CVS Admin | 2024 |
| 6/27/2024 | Drug Savings Review ADMIN FEE | (78,998.70) | 311 | CVS Admin | 2024 |
| 6/27/2024 | Electronic Claims Processing ADMIN FEE | (87,668.12) | 311 | CVS Admin | 2024 |
| 6/27/2024 | Enhanced Safety & Monitoring ADMIN FEE | (10,533.16) | 311 | CVS Admin | 2024 |
| 6/27/2024 | Nursing Services ADMIN FEE | (5,555.00) | 311 | CVS Admin | 2024 |
| 6/27/2024 | Per Diem Fees ADMIN FEE | (150.00) | 311 | CVS Admin | 2024 |
| 6/27/2024 | Pharmacy Advisor Counseling ADMIN FEE | (157,997.40) | 311 | CVS Admin | 2024 |
| 6/27/2024 | Prior Authorization ADMIN FEE | (274,140.00) | 311 | CVS Admin | 2024 |
| 6/27/2024 | PrudentRx ADMIN FEE | (986,138.79) | 311 | CVS Admin | 2024 |
| 6/27/2024 | Administration of Paper Claims ADMIN FEE | (448.50) | 311 | CVS Admin | 2024 |
| 6/27/2024 | Electronic Claims Processing ADMIN FEE | (82,498.00) | 311 | CVS Admin | 2024 |
| 6/27/2024 | MDX/COMPASS INCENTIVES | (87,670.00) | 210 | Medical Claims - Anthem | 2024 |
| 6/27/2024 | Castlight Hub and Wellness | (416,666.67) | 223 | Castlight Admin | 2024 |
| 6/27/2024 | Castlight Gift Cards Rewards | (674,280.00) | 224 | Castlight Rewards | 2024 |
| 6/27/2024 | ADMIN FEE for members residing in other states | (222.80) | 215 | Anthem Admin | 2024 |
| 6/3/2024 | Health Insurance Refund | (274.12) | 101 | Premiums | 2024 |
| 6/20/2024 | Health Insurance Refund | (949.04) | 101 | Premiums | 2024 |
| 6/3/2024 | Health Insurance Refund | (44.57) | 101 | Premiums | 2024 |
| 6/20/2024 | Health Insurance Refund | (1,810.08) | 101 | Premiums | 2024 |
| 6/3/2024 | Health Insurance Refun | (26.73) | 101 | Premiums | 2024 |
| 6/18/2024 | Health Insurance Refund | (93.46) | 101 | Premiums | 2024 |
| 6/3/2024 | Health Insurance Refund | (26.73) | 101 | Premiums | 2024 |
| 6/26/2024 | Health Insurance Refund | (465.38) | 101 | Premiums | 2024 |
| 6/20/2024 | Health Insurance Refund | (2,082.08) | 101 | Premiums | 2024 |
| 6/20/2024 | Health Insurance Refund | (930.76) | 101 | Premiums | 2024 |
| 6/18/2024 | Health Insurance Refund | (68.56) | 101 | Premiums | 2024 |
| 6/20/2024 | Health Insurance Refund | (1,873.52) | 101 | Premiums | 2024 |
| 6/18/2024 | Health Insurance Refund | (14.17) | 101 | Premiums | 2024 |
| 6/18/2024 | Health Insurance Refund | (85.02) | 101 | Premiums | 2024 |
| 6/12/2024 | KDE Health Insurance Premiums 2024 | 80,525,457.45 | 101 | Premiums | 2024 |
| 6/18/2024 | KDE FSA admin fees | 45,528.00 | 216 | WW Health Equity Admin | 2024 |
| 6/25/2024 | KDE HRA Waiver 2024 | 2,178,229.00 | 102 | HRA Waiver Contribution | 2024 |
| 6/25/2024 | KDE HRA Waiver Dental/Vision 2024 | 1,447,162.50 | 102 | HRA Waiver Contribution | 2024 |
| 6/27/2024 | KDE Health Insurance Premiums 2024 | 71,800,632.46 | 101 | Premiums | 2024 |
| 6/13/2024 | KRS 06-2024 health insurance premiums | 28,181,291.25 | 101 | Premiums | 2024 |
| 6/25/2024 | KTRS health insurance premiums 06/2024 | 9,274,428.83 | 101 | Premiums | 2024 |
| 6/13/2024 | May 2024 VELOCITI Frankfort Clinic Inspections CANX, | (1,216.28) | 502 | Transfer for Clinic Services | 2024 |
| 6/11/2024 | Backup Power Supply for Clinics - Mayo Underwood & | (2,310.00) | 501 | Operating Transfer/Exp & Adj | 2024 |
| 6/3/2024 | CDHPHRA Claims 2024 | (221,574.10) | 213 | HRA Embedded Claims - Wage Works | 2024 |
| 6/3/2024 | HRA WAIVER Claims 2024 | (73,025.57) | 214 | HRA Waiver Claims - Wage Works | 2024 |
| 6/3/2024 | HRA WAIVER D/V Claims 2024 | (21,447.52) | 214 | HRA Waiver Claims - Wage Works | 2024 |
| 6/4/2024 | CDHPHRA Claims 2024 | (514,955.34) | 213 | HRA Embedded Claims - Wage Works | 2024 |
| 6/4/2024 | HRA WAIVER Claims 2024 | (166,240.27) | 214 | HRA Waiver Claims - Wage Works | 2024 |
| 6/4/2024 | HRA WAIVER D/V Claims 2024 | (64,615.72) | 214 | HRA Waiver Claims - Wage Works | 2024 |
| 6/5/2024 | CDHPHRA Claims 2024 | (309,098.93) | 213 | HRA Embedded Claims - Wage Works | 2024 |
| 6/5/2024 | HRA WAIVER Claims 2024 | (93,115.79) | 214 | HRA Waiver Claims - Wage Works | 2024 |
| 6/5/2024 | HRA WAIVER D/V Claims 2024 | (34,361.43) | 214 | HRA Waiver Claims - Wage Works | 2024 |
| 6/6/2024 | Claims 2024 | (17,080,369.18) | 310 | Pharmacy Claims - CVS | 2024 |
| 6/7/2024 | HRA WAIVER Claims 2024 | (109,388.70) | 214 | HRA Waiver Claims - Wage Works | 2024 |

Kentucky Employees' Health Plan – Status Report

2nd Quarter, 2024

Attachment A – Transaction Report

Page A-20

| DATE | DESCRIPTION | AMOUNT | LRC Code | LRC Description | PL/YR |
|-----------------------|----------------------------|------------------------------|----------|----------------------------------|-------|
| 6/7/2024 | CDHPHRA Claims 2024 | (339,736.00) | 213 | HRA Embedded Claims - Wage Works | 2024 |
| 6/7/2024 | HRA WAIVER D/V Claims 2024 | (37,891.82) | 214 | HRA Waiver Claims - Wage Works | 2024 |
| 6/10/2024 | CDHPHRA Claims 2024 | (336,654.11) | 213 | HRA Embedded Claims - Wage Works | 2024 |
| 6/10/2024 | HRA WAIVER Claims 2024 | (86,060.21) | 214 | HRA Waiver Claims - Wage Works | 2024 |
| 6/10/2024 | HRA WAIVER D/V Claims 2024 | (38,919.90) | 214 | HRA Waiver Claims - Wage Works | 2024 |
| 6/11/2024 | CDHPHRA Claims 2024 | (210,946.74) | 213 | HRA Embedded Claims - Wage Works | 2024 |
| 6/11/2024 | HRA WAIVER Claims 2024 | (70,434.92) | 214 | HRA Waiver Claims - Wage Works | 2024 |
| 6/11/2024 | HRA WAIVER D/V Claims 2024 | (25,561.38) | 214 | HRA Waiver Claims - Wage Works | 2024 |
| 6/12/2024 | Claims 2024 | (16,538,306.22) | 310 | Pharmacy Claims - CVS | 2024 |
| 6/12/2024 | CDHPHRA Claims 2024 | (588,066.71) | 213 | HRA Embedded Claims - Wage Works | 2024 |
| 6/12/2024 | HRA WAIVER Claims 2024 | (164,766.52) | 214 | HRA Waiver Claims - Wage Works | 2024 |
| 6/12/2024 | HRA WAIVER D/V Claims 2024 | (80,338.42) | 214 | HRA Waiver Claims - Wage Works | 2024 |
| 6/13/2024 | CDHPHRA Claims 2024 | (97,159.59) | 213 | HRA Embedded Claims - Wage Works | 2024 |
| 6/13/2024 | HRA WAIVER Claims 2024 | (26,471.64) | 214 | HRA Waiver Claims - Wage Works | 2024 |
| 6/13/2024 | HRA WAIVER D/V Claims 2024 | (9,679.02) | 214 | HRA Waiver Claims - Wage Works | 2024 |
| 6/14/2024 | CDHPHRA Claims 2024 | (249,577.19) | 213 | HRA Embedded Claims - Wage Works | 2024 |
| 6/14/2024 | HRA WAIVER Claims 2024 | (58,341.89) | 214 | HRA Waiver Claims - Wage Works | 2024 |
| 6/14/2024 | HRA WAIVER D/V Claims 2024 | (26,477.89) | 214 | HRA Waiver Claims - Wage Works | 2024 |
| 6/17/2024 | CDHPHRA Claims 2024 | (327,756.06) | 213 | HRA Embedded Claims - Wage Works | 2024 |
| 6/17/2024 | HRA WAIVER Claims 2024 | (81,097.00) | 214 | HRA Waiver Claims - Wage Works | 2024 |
| 6/17/2024 | HRA WAIVER D/V Claims 2024 | (42,970.26) | 214 | HRA Waiver Claims - Wage Works | 2024 |
| 6/18/2024 | CDHPHRA Claims 2024 | (443,143.45) | 213 | HRA Embedded Claims - Wage Works | 2024 |
| 6/18/2024 | HRA WAIVER Claims 2024 | (127,613.77) | 214 | HRA Waiver Claims - Wage Works | 2024 |
| 6/18/2024 | HRA WAIVER D/V Claims 2024 | (53,700.31) | 214 | HRA Waiver Claims - Wage Works | 2024 |
| 6/20/2024 | Claims 2024 | (16,610,075.25) | 310 | Pharmacy Claims - CVS | 2024 |
| 6/20/2024 | CDHPHRA Claims 2024 | (298,464.47) | 213 | HRA Embedded Claims - Wage Works | 2024 |
| 6/20/2024 | HRA WAIVER Claims 2024 | (92,420.05) | 214 | HRA Waiver Claims - Wage Works | 2024 |
| 6/20/2024 | HRA WAIVER D/V Claims 2024 | (33,324.99) | 214 | HRA Waiver Claims - Wage Works | 2024 |
| 6/21/2024 | CDHPHRA Claims 2024 | (298,906.35) | 213 | HRA Embedded Claims - Wage Works | 2024 |
| 6/21/2024 | HRA WAIVER Claims 2024 | (89,475.95) | 214 | HRA Waiver Claims - Wage Works | 2024 |
| 6/21/2024 | HRA WAIVER D/V Claims 2024 | (29,345.75) | 214 | HRA Waiver Claims - Wage Works | 2024 |
| 6/24/2024 | CDHPHRA Claims 2024 | (282,147.87) | 213 | HRA Embedded Claims - Wage Works | 2024 |
| 6/24/2024 | HRA WAIVER Claims 2024 | (69,107.40) | 214 | HRA Waiver Claims - Wage Works | 2024 |
| 6/24/2024 | HRA WAIVER D/V Claims 2024 | (40,055.93) | 214 | HRA Waiver Claims - Wage Works | 2024 |
| 6/25/2024 | CDHPHRA Claims 2024 | (465,962.71) | 213 | HRA Embedded Claims - Wage Works | 2024 |
| 6/25/2024 | HRA WAIVER Claims 2024 | (128,704.84) | 214 | HRA Waiver Claims - Wage Works | 2024 |
| 6/25/2024 | HRA WAIVER D/V Claims 2024 | (68,523.74) | 214 | HRA Waiver Claims - Wage Works | 2024 |
| 6/26/2024 | CDHPHRA Claims 2024 | (280,322.09) | 213 | HRA Embedded Claims - Wage Works | 2024 |
| 6/26/2024 | HRA WAIVER Claims 2024 | (90,081.96) | 214 | HRA Waiver Claims - Wage Works | 2024 |
| 6/26/2024 | HRA WAIVER D/V Claims 2024 | (50,459.59) | 214 | HRA Waiver Claims - Wage Works | 2024 |
| 6/26/2024 | Claims 2024 | (16,002,378.82) | 310 | Pharmacy Claims - CVS | 2024 |
| 6/27/2024 | CDHPHRA Claims 2024 | (193,693.04) | 213 | HRA Embedded Claims - Wage Works | 2024 |
| 6/27/2024 | HRA WAIVER Claims 2024 | (18,904.42) | 214 | HRA Waiver Claims - Wage Works | 2024 |
| 6/27/2024 | HRA WAIVER D/V Claims 2024 | (15,337.61) | 214 | HRA Waiver Claims - Wage Works | 2024 |
| 6/28/2024 | CDHPHRA Claims 2024 | (251,168.62) | 213 | HRA Embedded Claims - Wage Works | 2024 |
| 6/28/2024 | HRA WAIVER Claims 2024 | (61,664.59) | 214 | HRA Waiver Claims - Wage Works | 2024 |
| 6/28/2024 | HRA WAIVER D/V Claims 2024 | (18,350.00) | 214 | HRA Waiver Claims - Wage Works | 2024 |
| 6/12/2024 | 2024 Service Fee | (119,132.09) | 501 | Operating Transfer/Exp & Adj | 2024 |
| 6/18/2024 | UK Acuncture | (5,616.54) | 210 | Medical Claims - Anthem | 2024 |
| 6/13/2024 | Know Your Rx Coalition | (112,500.00) | 311 | CVS Admin | 2024 |
| 6/27/2024 | UK Acuncture | (6,864.66) | 210 | Medical Claims - Anthem | 2024 |
| | | June \$ 73,819,722.84 | | | |
| Ending Balance | | 445,823,851.72 | | | |

Kentucky Employees' Health Plan – Status Report
2nd Quarter, 2024
Attachment A – Transaction Report
Page A-21

| June Account Summary | | |
|-----------------------------|--|------------------------|
| 101 | Premiums | 247,323,600.53 |
| 102 | HRA Waiver Contribution | 4,377,442.00 |
| 110 | Investment Income | 1,567,833.20 |
| 120 | Drug Rebates - Express Scripts | 0.00 |
| 121 | Drug Rebates - CVS | 0.00 |
| 130 | Transfers <u>From</u> other plan year(s) | 0.00 |
| 201 | Medical Claims - Humana | 0.00 |
| 202 | Humana Admin | 0.00 |
| 203 | HRA Embedded Claims - Humana | 0.00 |
| 204 | HRA Waiver Claims - Humana | 0.00 |
| 210 | Medical Claims - Anthem | (96,200,689.84) |
| 211 | Carrum Claims | 0.00 |
| 213 | HRA Embedded Claims - Wage Works | (5,709,094.79) |
| 214 | HRA Waiver Claims - Wage Works | (2,289,022.24) |
| 215 | Anthem Admin | (3,810,175.28) |
| 216 | Wage Works Admin | (399,887.90) |
| 217 | MDX Medical Admin - Compass Choice | (77,361.90) |
| 218 | Rethink BH Services | (85,264.00) |
| 219 | Ongoing Dependent Eligibility Audit | 0.00 |
| 220 | Printing & Postage Services | 0.00 |
| 221 | WebMD Admin | (46,601.26) |
| 222 | WebMD Claims | 1,752,474.23 |
| 223 | Castlight Admin | (833,322.30) |
| 224 | Castlight Rewards | (1,157,720.00) |
| 301 | Pharmacy Claims - Express Scripts | 0.00 |
| 302 | Express Scripts Admin | 0.00 |
| 310 | Pharmacy Claims - CVS | (66,220,164.31) |
| 311 | CVS Admin | (4,249,664.93) |
| 312 | Pharmacy claims monitoring/audit | 0.00 |
| 500 | Transfers <u>To</u> other plan year(s) | 0.00 |
| 501 | Operating Transfer/ Exp & Adj | (121,442.09) |
| 502 | Transfer for Clinic Cleaning Services | (1,216.28) |
| 503 | Voided/NSF/Cancelled Check Fees | 0.00 |
| June | | \$73,819,722.84 |

Kentucky Employees' Health Plan – Status Report
 2nd Quarter, 2024
 Attachment B – Summary
 Page B-1

| 2024 | Plan Year 2020 | | | | | | | | | | | | | |
|---|------------------------|-------------------|--------------------|-------------------|--------------------|--------------------|--------------------|---------------|---------------|---------------|---------------|---------------|---------------|--------------------------------|
| | 2023 Balance Forward | Jan-2024 | Feb-2024 | Mar-2024 | Apr-2024 | May-2024 | Jun-2024 | Jul-2024 | Aug-2024 | Sep-2024 | Oct-2024 | Nov-2023 | Dec-2024 | Plan Year Transactions to Date |
| 101 Premiums | \$1,641,899,468.06 | 0.00 | 3,945.99 | 0.00 | 0.00 | 0.00 | 0.00 | 0.00 | 0.00 | 0.00 | 0.00 | 0.00 | 0.00 | \$1,641,899,468.06 |
| 102 HRA Withrwr Contribution | \$48,355,654.09 | 0.00 | 0.00 | 0.00 | 0.00 | 0.00 | 0.00 | 0.00 | 0.00 | 0.00 | 0.00 | 0.00 | 0.00 | \$48,355,654.09 |
| 110 Investment Income | \$1,001,907.24 | 0.00 | 0.00 | 0.00 | 0.00 | 0.00 | 0.00 | 0.00 | 0.00 | 0.00 | 0.00 | 0.00 | 0.00 | \$1,001,907.24 |
| 120 Drug Rebates Scripts | \$21,801.02 | 0.00 | 0.00 | 0.00 | 0.00 | 0.00 | 0.00 | 0.00 | 0.00 | 0.00 | 0.00 | 0.00 | 0.00 | \$21,801.02 |
| 121 Drug Rebates CVS | \$176,546,568.48 | 20,592.06 | 0.00 | 32,323.42 | 0.00 | 0.00 | 0.00 | 0.00 | 0.00 | 0.00 | 0.00 | 0.00 | 0.00 | \$176,549,283.94 |
| 130 TRANSFERS FROM OTHER PLAN YEARS | \$289,952,011.25 | 0.00 | 0.00 | 0.00 | 0.00 | 0.00 | 0.00 | 0.00 | 0.00 | 0.00 | 0.00 | 0.00 | 0.00 | \$289,952,011.25 |
| 201 Medical Claims Reimburse | \$136,835.75 | 0.00 | 0.00 | 0.00 | 0.00 | 0.00 | 0.00 | 0.00 | 0.00 | 0.00 | 0.00 | 0.00 | 0.00 | \$136,835.75 |
| 202 Healthcare Admin Fees | \$0.00 | 0.00 | 0.00 | 0.00 | 0.00 | 0.00 | 0.00 | 0.00 | 0.00 | 0.00 | 0.00 | 0.00 | 0.00 | \$0.00 |
| 203 HRA Select Claims Reimburse | \$239.89 | 0.00 | 0.00 | 0.00 | 0.00 | 0.00 | 0.00 | 0.00 | 0.00 | 0.00 | 0.00 | 0.00 | 0.00 | \$239.89 |
| 204 HRA Withrwr Claims Reimburse | \$53.77 | 0.00 | 0.00 | 0.00 | 0.00 | 0.00 | 0.00 | 0.00 | 0.00 | 0.00 | 0.00 | 0.00 | 0.00 | \$53.77 |
| 210 Medical Claims Auditors | \$1,078,356,571.23 | 5,608.95 | 24,314.98 | 141,835.50 | 15,839.11 | 69,606.70 | 40,652.73 | 0.00 | 0.00 | 0.00 | 0.00 | 0.00 | 0.00 | \$1,078,374,383.46 |
| 211 Current Claims | \$0.00 | 0.00 | 0.00 | 0.00 | 0.00 | 0.00 | 0.00 | 0.00 | 0.00 | 0.00 | 0.00 | 0.00 | 0.00 | \$0.00 |
| 213 HRA Embedded Claims Wage Works | \$53,832,718.32 | 269.05 | 170.65 | 0.00 | 1,002.64 | 1,141.11 | 186.80 | 0.00 | 0.00 | 0.00 | 0.00 | 0.00 | 0.00 | \$53,840,947.87 |
| 214 HRA Withrwr Claims Wage Works | \$56,232,636.28 | 976.53 | 148.59 | 0.00 | 585.08 | 939.59 | 450.73 | 0.00 | 0.00 | 0.00 | 0.00 | 0.00 | 0.00 | \$56,239,554.66 |
| 215 Airframe Admin | \$41,701,176.59 | 0.00 | 0.00 | 0.00 | 0.00 | 0.00 | 0.00 | 0.00 | 0.00 | 0.00 | 0.00 | 0.00 | 0.00 | \$41,701,176.59 |
| 216 Wage Works Admin | \$5,204,184.00 | 0.00 | 0.00 | 0.00 | 0.00 | 0.00 | 0.00 | 0.00 | 0.00 | 0.00 | 0.00 | 0.00 | 0.00 | \$5,204,184.00 |
| 217 MDX Medical Admin Congress | \$1,271,570.99 | 0.00 | 0.00 | 0.00 | 0.00 | 0.00 | 0.00 | 0.00 | 0.00 | 0.00 | 0.00 | 0.00 | 0.00 | \$1,271,570.99 |
| 218 Retiree - BH Services | \$793,654.00 | 0.00 | 0.00 | 0.00 | 0.00 | 0.00 | 0.00 | 0.00 | 0.00 | 0.00 | 0.00 | 0.00 | 0.00 | \$793,654.00 |
| 219 Dependents Eligibility Audit | \$199,179.05 | 0.00 | 0.00 | 0.00 | 0.00 | 0.00 | 0.00 | 0.00 | 0.00 | 0.00 | 0.00 | 0.00 | 0.00 | \$199,179.05 |
| 220 Printing & Postage | \$0.00 | 0.00 | 0.00 | 0.00 | 0.00 | 0.00 | 0.00 | 0.00 | 0.00 | 0.00 | 0.00 | 0.00 | 0.00 | \$0.00 |
| 221 VolatRD Admin | \$5,532,768.76 | 0.00 | 0.00 | 0.00 | 0.00 | 0.00 | 0.00 | 0.00 | 0.00 | 0.00 | 0.00 | 0.00 | 0.00 | \$5,532,768.76 |
| 222 VolatRD Claims | \$4,576,666.14 | 0.00 | 0.00 | 0.00 | 0.00 | 0.00 | 0.00 | 0.00 | 0.00 | 0.00 | 0.00 | 0.00 | 0.00 | \$4,576,666.14 |
| 224 Copyright Renewals | \$0.00 | 0.00 | 0.00 | 0.00 | 0.00 | 0.00 | 0.00 | 0.00 | 0.00 | 0.00 | 0.00 | 0.00 | 0.00 | \$0.00 |
| 301 Pharmacy Claims Express Scripts | \$0.00 | 0.00 | 0.00 | 0.00 | 0.00 | 0.00 | 0.00 | 0.00 | 0.00 | 0.00 | 0.00 | 0.00 | 0.00 | \$0.00 |
| 302 Express Scripts Admin Fees | \$0.00 | 0.00 | 0.00 | 0.00 | 0.00 | 0.00 | 0.00 | 0.00 | 0.00 | 0.00 | 0.00 | 0.00 | 0.00 | \$0.00 |
| 310 Pharmacy Claims-CVS | \$530,647,733.69 | 14,031.89 | 4,841.95 | 0.00 | 158.73 | 389.00 | 201.41 | 0.00 | 0.00 | 0.00 | 0.00 | 0.00 | 0.00 | \$530,666,864.96 |
| 311 CVS ADMIN | \$4,794,280.73 | 0.00 | 0.00 | 0.00 | 0.00 | 0.00 | 0.00 | 0.00 | 0.00 | 0.00 | 0.00 | 0.00 | 0.00 | \$4,794,280.73 |
| 312 Pharmacy claims membership/audit | \$0.00 | 0.00 | 0.00 | 0.00 | 0.00 | 0.00 | 0.00 | 0.00 | 0.00 | 0.00 | 0.00 | 0.00 | 0.00 | \$0.00 |
| 500 TRANSFERS TO OTHER PLAN YEARS | \$0.00 | 0.00 | 0.00 | 0.00 | 0.00 | 0.00 | 0.00 | 0.00 | 0.00 | 0.00 | 0.00 | 0.00 | 0.00 | \$0.00 |
| 501 Operating Transfery Exp & Ad | \$4,964,245.46 | 0.00 | 0.00 | 0.00 | 0.00 | 0.00 | 0.00 | 0.00 | 0.00 | 0.00 | 0.00 | 0.00 | 0.00 | \$4,964,245.46 |
| 502 Transfer for Clinic Cleaning Services | \$15,800.67 | 0.00 | 0.00 | 0.00 | 0.00 | 0.00 | 0.00 | 0.00 | 0.00 | 0.00 | 0.00 | 0.00 | 0.00 | \$15,800.67 |
| 503 VolatRD/Cancelled Check Fees | \$204.43 | 0.00 | 0.00 | 0.00 | 0.00 | 0.00 | 0.00 | 0.00 | 0.00 | 0.00 | 0.00 | 0.00 | 0.00 | \$204.43 |
| Total Cash Transactions: | \$36,461,518.98 | \$3,416.58 | \$35,431.56 | \$4,431.58 | \$46,715.72 | \$72,054.59 | \$41,491.67 | \$0.00 | \$0.00 | \$0.00 | \$0.00 | \$0.00 | \$0.00 | \$36,477,765.48 |

Kentucky Employees' Health Plan – Status Report
 2nd Quarter, 2024
 Attachment B – Summary
 Page B-2

| 2023 | 2023 Balance Forward | | | | | | | | | | | | Plan Year Transactions to Date | |
|---|----------------------|-------------|--------------|----------------|-------------|-------------|----------------|-------------|--------------|----------------|-------------|----------------|--------------------------------|--------------------|
| | Jan-2023 | Feb-2023 | Mar-2023 | Apr-2023 | May-2023 | Jun-2023 | Jul-2023 | Aug-2023 | Sep-2023 | Oct-2023 | Nov-2023 | Dec-2023 | | |
| 101 Premiums | \$1,641,896,460.06 | 0.00 | 0.00 | 0.00 | 0.00 | 0.00 | 0.00 | 0.00 | 0.00 | 0.00 | 0.00 | 0.00 | 0.00 | \$1,641,896,460.06 |
| 102 HRA Withdrawal Contributions | \$46,853,464.00 | 0.00 | 0.00 | 0.00 | 0.00 | 0.00 | 0.00 | 0.00 | 0.00 | 0.00 | 0.00 | 0.00 | 0.00 | \$46,853,464.00 |
| 110 Investment Income | \$1,801,907.24 | 0.00 | 0.00 | 0.00 | 0.00 | 0.00 | 0.00 | 0.00 | 0.00 | 0.00 | 0.00 | 0.00 | 0.00 | \$1,801,907.24 |
| 130 Over Reductions | \$23,907.02 | 0.00 | 0.00 | 0.00 | 0.00 | 0.00 | 0.00 | 0.00 | 0.00 | 0.00 | 0.00 | 0.00 | 0.00 | \$23,907.02 |
| 131 Drug Reduction CVS | \$173,467,832.83 | 646,534.81 | 0.00 | 468,041.79 | 0.00 | 645,947.02 | 0.00 | 49,078.72 | 1,364,913.31 | 0.00 | 0.00 | 0.00 | 0.00 | \$173,467,832.83 |
| 139 TRANSFERS FROM OTHER PLAN YEARS | \$299,993,011.25 | 0.00 | 0.00 | 0.00 | 0.00 | 0.00 | 0.00 | 0.00 | 0.00 | 0.00 | 0.00 | 0.00 | 0.00 | \$299,993,011.25 |
| 201 Medical Claims (Humans) | \$0.00 | \$2,397.88 | 3,343.56 | 0.00 | 10,566.77 | 0.00 | 8,390.10 | 0.00 | 0.00 | 82,243.44 | 0.00 | 0.00 | 0.00 | \$106,688.75 |
| 202 Humans Admin Fees | \$0.00 | 0.00 | 0.00 | 0.00 | 0.00 | 0.00 | 0.00 | 0.00 | 0.00 | 0.00 | 0.00 | 0.00 | 0.00 | \$0.00 |
| 203 HRA Select Claims Humans | \$0.00 | 0.00 | 0.00 | 0.00 | 0.00 | 0.00 | 0.00 | 0.00 | 0.00 | 0.00 | 0.00 | 0.00 | 0.00 | \$0.00 |
| 204 HRA Withdrawal Humans | \$0.00 | 0.00 | 0.00 | 0.00 | 0.00 | 0.00 | 0.00 | 0.00 | 0.00 | 0.00 | 0.00 | 0.00 | 0.00 | \$0.00 |
| 210 Medical Claims Admin | \$1,079,788,825.74 | 21,628.17 | (81,417.70) | 815,414.04 | 141,995.36 | 29,771.11 | 418,335.98 | (66,601.07) | 250,393.93 | 308,386.02 | 0.00 | 1,18,457.11 | 0.00 | \$1,078,956,971.23 |
| 211 Current Claims | \$0.00 | 0.00 | 0.00 | 0.00 | 0.00 | 0.00 | 0.00 | 0.00 | 0.00 | 0.00 | 0.00 | 0.00 | 0.00 | \$0.00 |
| 213 HRA Embedded Claims Wage Works | (553,846,554.46) | 293.45 | 0.00 | 3,748.11 | 218.00 | 270.09 | 115.70 | (766.31) | (4,467.88) | (5,467.17) | 0.00 | 272.35 | 0.00 | (553,852,718.52) |
| 214 HRA Withdrawal Claims Wage Works | (596,235,299.69) | 7,415.49 | 0.00 | 2,877.19 | 1,303.75 | 0.00 | 423.15 | (13,789.60) | 1,365.30 | (1,487.78) | 0.00 | 288.57 | 0.00 | (596,291,686.88) |
| 215 Annuity Admin | \$0.00 | 0.00 | 0.00 | 0.00 | 0.00 | 0.00 | 0.00 | 0.00 | 0.00 | 0.00 | 0.00 | 0.00 | 0.00 | \$0.00 |
| 216 Wage Works Admin | (55,284,184.00) | 0.00 | 0.00 | 0.00 | 0.00 | 0.00 | 0.00 | 0.00 | 0.00 | 0.00 | 0.00 | 0.00 | 0.00 | (55,284,184.00) |
| 217 MDC Multifund Admin Comps | (51,271,570.60) | 0.00 | 0.00 | 0.00 | 0.00 | 0.00 | 0.00 | 0.00 | 0.00 | 0.00 | 0.00 | 0.00 | 0.00 | (51,271,570.60) |
| 218 Rebuild - BI Services | (5793,656.00) | 0.00 | 0.00 | 0.00 | 0.00 | 0.00 | 0.00 | 0.00 | 0.00 | 0.00 | 0.00 | 0.00 | 0.00 | (5793,656.00) |
| 219 Dependent Eligibility Audit | (5199,179.04) | 0.00 | 0.00 | 0.00 | 0.00 | 0.00 | 0.00 | 0.00 | 0.00 | 0.00 | 0.00 | 0.00 | 0.00 | (5199,179.04) |
| 220 Printing & Postage | \$0.00 | 0.00 | 0.00 | 0.00 | 0.00 | 0.00 | 0.00 | 0.00 | 0.00 | 0.00 | 0.00 | 0.00 | 0.00 | \$0.00 |
| 221 WebMD Admin | (55,532,768.78) | 0.00 | 0.00 | 0.00 | 0.00 | 0.00 | 0.00 | 0.00 | 0.00 | 0.00 | 0.00 | 0.00 | 0.00 | (55,532,768.78) |
| 222 WebMD Admin | (4,574,466.14) | 0.00 | 0.00 | 0.00 | 0.00 | 0.00 | 0.00 | 0.00 | 0.00 | 0.00 | 0.00 | 0.00 | 0.00 | (4,574,466.14) |
| 224 Courtlight Admin | \$0.00 | 0.00 | 0.00 | 0.00 | 0.00 | 0.00 | 0.00 | 0.00 | 0.00 | 0.00 | 0.00 | 0.00 | 0.00 | \$0.00 |
| 224 Courtlight Rewards | \$0.00 | 0.00 | 0.00 | 0.00 | 0.00 | 0.00 | 0.00 | 0.00 | 0.00 | 0.00 | 0.00 | 0.00 | 0.00 | \$0.00 |
| 301 Pharmacy Claims Express Scripts | \$0.00 | 0.00 | 0.00 | 0.00 | 0.00 | 0.00 | 0.00 | 0.00 | 0.00 | 0.00 | 0.00 | 0.00 | 0.00 | \$0.00 |
| 302 Express Scripts Admin Fees | \$0.00 | 0.00 | 0.00 | 0.00 | 0.00 | 0.00 | 0.00 | 0.00 | 0.00 | 0.00 | 0.00 | 0.00 | 0.00 | \$0.00 |
| 310 Pharmacy Claims-CVS | (550,602,668.64) | (613.78) | (493.14) | (5,693.29) | (15,305.88) | (179.60) | 3,204.01 | 126.22 | (180.56) | (267.48) | (4,883.24) | (77.46) | 0.00 | (550,602,733.60) |
| 311 CVS ADMIN | (54,794,280.73) | 0.00 | 0.00 | 0.00 | 0.00 | 0.00 | 0.00 | 0.00 | 0.00 | 0.00 | 0.00 | 0.00 | 0.00 | (54,794,280.73) |
| 312 Pharmacy claims monitoring/audit | \$0.00 | 0.00 | 0.00 | 0.00 | 0.00 | 0.00 | 0.00 | 0.00 | 0.00 | 0.00 | 0.00 | 0.00 | 0.00 | \$0.00 |
| 500 TRANSFERS TO OTHER PLAN YEARS | \$0.00 | 0.00 | 0.00 | 0.00 | 0.00 | 0.00 | 0.00 | 0.00 | 0.00 | 0.00 | 0.00 | 0.00 | 0.00 | \$0.00 |
| 501 Operating Transfer Exp & Adj | (4,844,245.46) | 0.00 | 0.00 | 0.00 | 0.00 | 0.00 | 0.00 | 0.00 | 0.00 | 0.00 | 0.00 | 0.00 | 0.00 | (4,844,245.46) |
| 502 Transfer for Clinic Cleaning Services | (315,808.07) | 0.00 | 0.00 | 0.00 | 0.00 | 0.00 | 0.00 | 0.00 | 0.00 | 0.00 | 0.00 | 0.00 | 0.00 | (315,808.07) |
| 503 Vendor/MSF/Consultant Direct Fees | (509.83) | 0.00 | 0.00 | 0.00 | 0.00 | 0.00 | 0.00 | 0.00 | 0.00 | 0.00 | 0.00 | 0.00 | 0.00 | (509.83) |
| Total Cash Transactions: | \$85,885,779.25 | \$49,500.90 | (527,625.54) | \$1,279,248.56 | \$18,246.09 | \$29,597.39 | \$1,088,025.86 | (84,840.64) | \$296,129.48 | \$1,465,847.92 | \$77,858.46 | (5,127,971.55) | 0.00 | \$89,081,038.99 |

Kentucky Employees' Health Plan – Status Report
 2nd Quarter, 2024
 Attachment B – Summary
 Page B-3

| | | Plan Year 2020 | | | | | | | | | | | | Plan Year Transactions to Date | |
|---------------------------------|---------------------------------------|------------------------|-----------------------|-----------------------|-----------------------|---------------------|--------------------|---------------------|---------------------|-------------------------|--------------------|----------------------|----------------------|--------------------------------|--------------------------------|
| | | 2021 Balance Forward | Jan-2022 | Feb-2022 | Mar-2022 | Apr-2022 | May-2022 | Jun-2022 | Jul-2022 | Aug-2022 | Sep-2022 | Oct-2022 | Nov-2022 | Dec-2022 | Plan Year Transactions to Date |
| 101 | Premiums | \$1,641,899,400.06 | 0.00 | 0.00 | 0.00 | 0.00 | 0.00 | 0.00 | 0.00 | 0.00 | 0.00 | 0.00 | 0.00 | 0.00 | \$1,641,899,400.06 |
| 102 | HRA Withdraw Contributions | \$48,355,654.08 | 0.00 | 0.00 | 0.00 | 0.00 | 0.00 | 0.00 | 0.00 | 0.00 | 0.00 | 0.00 | 0.00 | 0.00 | \$48,355,654.08 |
| 110 | Investment Income | \$1,891,997.24 | 0.00 | 0.00 | 0.00 | 0.00 | 0.00 | 0.00 | 0.00 | 0.00 | 0.00 | 0.00 | 0.00 | 0.00 | \$1,891,997.24 |
| 120 | Over Admin Scripts | \$115.94 | 0.00 | 0.00 | 0.00 | 0.00 | 0.00 | 0.00 | 0.00 | 0.00 | 0.00 | 0.00 | 0.00 | 0.00 | \$115.94 |
| 121 | Drug Subsidies CVS | \$17,114,674.46 | 1,527,079.78 | 0.00 | 0.00 | 392,237.92 | 0.00 | 327,378.69 | 0.00 | 0.00 | 131,082.36 | 0.00 | 0.00 | 0.00 | \$17,981,852.83 |
| 130 | TRANSFERS (EXCEPT OTHER PLAN YEARS) | \$0.00 | 0.00 | 0.00 | 0.00 | 0.00 | 0.00 | 115,577.83 | 211,164,747.52 | 0.00 | 0.00 | 845.91 | 0.00 | 0.00 | \$299,883,881.25 |
| 201 | Medical Claims Humans | \$0.00 | 0.00 | 0.00 | 0.00 | 0.00 | 0.00 | 0.00 | 0.00 | 0.00 | 0.00 | 0.00 | 0.00 | 0.00 | \$0.00 |
| 202 | Humans Admin Fees | \$0.00 | 0.00 | 0.00 | 0.00 | 0.00 | 0.00 | 0.00 | 0.00 | 0.00 | 0.00 | 0.00 | 0.00 | 0.00 | \$0.00 |
| 205 | HRA Select Claims Humans | \$0.00 | 0.00 | 0.00 | 0.00 | 0.00 | 0.00 | 0.00 | 0.00 | 0.00 | 0.00 | 0.00 | 0.00 | 0.00 | \$0.00 |
| 204 | HRA Withdraw Claims Humans | \$0.00 | 0.00 | 0.00 | 0.00 | 0.00 | 0.00 | 0.00 | 0.00 | 0.00 | 0.00 | 0.00 | 0.00 | 0.00 | \$0.00 |
| 210 | Medical Claims Admins | (\$1,077,708,468.42) | (\$1,955,949.89) | (\$37,855.98) | (\$46,772.16) | 112,251.85 | 20,926.32 | 118,068.28 | 33,620.01 | 385,631.40 | 108,416.49 | (\$78,360.15) | (\$2,779.27) | 87,101.76 | (\$1,079,788,825.70) |
| 215 | HRA Embedded Claims Wage Works | (\$53,849,373.56) | (\$231.78) | 0.00 | 3,206.11 | (\$318.83) | 4,292.39 | 34.25 | 3,588.21 | 519.95 | (\$8,143.51) | (\$5,982.53) | 3,851.83 | 968.03 | (\$53,846,954.46) |
| 216 | HRA Withdraw Claims Wage Works | (\$58,241,122.75) | 0.00 | 0.00 | 3,203.50 | 266.05 | 879.39 | 132.81 | 2,592.44 | (\$1,521.90) | (\$1,912.44) | (\$2,542.94) | 3,327.24 | 1,098.09 | (\$59,235,259.49) |
| 215 | Admin Admins | (\$47,701,376.58) | 0.00 | 0.00 | 0.00 | 0.00 | 0.00 | 0.00 | 0.00 | 0.00 | 0.00 | 0.00 | 0.00 | 0.00 | (\$47,701,376.58) |
| 216 | Wage Works Admins | (\$5,294,184.00) | 0.00 | 0.00 | 0.00 | 0.00 | 0.00 | 0.00 | 0.00 | 0.00 | 0.00 | 0.00 | 0.00 | 0.00 | (\$5,294,184.00) |
| 217 | MOX Medical Admins Companies | (\$1,271,570.90) | 0.00 | 0.00 | 0.00 | 0.00 | 0.00 | 0.00 | 0.00 | 0.00 | 0.00 | 0.00 | 0.00 | 0.00 | (\$1,271,570.90) |
| 218 | Rebuild - BH Services | (\$793,654.00) | 0.00 | 0.00 | 0.00 | 0.00 | 0.00 | 0.00 | 0.00 | 0.00 | 0.00 | 0.00 | 0.00 | 0.00 | (\$793,654.00) |
| 219 | Dependency Eligibility Audit | (\$199,179.04) | 0.00 | 0.00 | 0.00 | 0.00 | 0.00 | 0.00 | 0.00 | 0.00 | 0.00 | 0.00 | 0.00 | 0.00 | (\$199,179.04) |
| 220 | Printing & Postage | \$0.00 | 0.00 | 0.00 | 0.00 | 0.00 | 0.00 | 0.00 | 0.00 | 0.00 | 0.00 | 0.00 | 0.00 | 0.00 | \$0.00 |
| 221 | Wahido Admin | (\$5,532,768.79) | 0.00 | 0.00 | 0.00 | 0.00 | 0.00 | 0.00 | 0.00 | 0.00 | 0.00 | 0.00 | 0.00 | 0.00 | (\$5,532,768.79) |
| 222 | Wahido Claims | (\$4,576,666.14) | 0.00 | 0.00 | 0.00 | 0.00 | 0.00 | 0.00 | 0.00 | 0.00 | 0.00 | 0.00 | 0.00 | 0.00 | (\$4,576,666.14) |
| 301 | Pharmacy Claims Express Scripts | \$0.00 | 0.00 | 0.00 | 0.00 | 0.00 | 0.00 | 0.00 | 0.00 | 0.00 | 0.00 | 0.00 | 0.00 | 0.00 | \$0.00 |
| 302 | Express Scripts Admin Fees | \$0.00 | 0.00 | 0.00 | 0.00 | 0.00 | 0.00 | 0.00 | 0.00 | 0.00 | 0.00 | 0.00 | 0.00 | 0.00 | \$0.00 |
| 310 | Pharmacy Claims-CVS | (\$550,305,483.20) | 32,666.94 | 15,312.03 | (\$32,633) | 53.86 | (\$67,027) | (\$20,512.30) | (\$34,682.41) | (\$32,305.13) | (\$1,839,236) | (\$1,079,871) | 8,409.55 | (\$42,763.39) | (\$530,602,669.80) |
| 311 | CVS ADMIN | (\$8,794,280.73) | 0.00 | 0.00 | 0.00 | 0.00 | 0.00 | 0.00 | 0.00 | 0.00 | 0.00 | 0.00 | 0.00 | 0.00 | (\$8,794,280.73) |
| 500 | TRANSFERS (EXCEPT OTHER PLAN YEARS) | \$0.00 | 0.00 | 0.00 | 0.00 | 0.00 | 0.00 | 0.00 | 0.00 | 0.00 | 0.00 | 0.00 | 0.00 | 0.00 | \$0.00 |
| 501 | Operating Transfer Exp & Adj | (\$4,964,245.46) | 0.00 | 0.00 | 0.00 | 0.00 | 0.00 | 0.00 | 0.00 | 0.00 | 0.00 | 0.00 | 0.00 | 0.00 | (\$4,964,245.46) |
| 502 | Transfer for Clinic Changing Services | (\$15,800.67) | 0.00 | 0.00 | 0.00 | 0.00 | 0.00 | 0.00 | 0.00 | 0.00 | 0.00 | 0.00 | 0.00 | 0.00 | (\$15,800.67) |
| 503 | Vendor/MS/Cancelled Check Fees | (\$209.83) | 0.00 | 0.00 | 0.00 | 0.00 | 0.00 | 0.00 | 0.00 | 0.00 | 0.00 | 0.00 | 0.00 | 0.00 | (\$209.83) |
| Total Cash Transactions: | | \$85,821,624.67 | (\$416,434.95) | (\$357,544.95) | (\$139,420.18) | \$504,425.85 | \$25,491.85 | \$107,723.04 | \$479,048.27 | \$212,427,275.84 | \$85,735.36 | (\$72,297.16) | (\$76,490.65) | \$87,597,657.48 | \$85,885,779.25 |

Kentucky Employees' Health Plan – Status Report
 2nd Quarter, 2024
 Attachment B – Summary
 Page B-4

| 2021 | Plan Year 2020 | | | | | | | | | | | | Plan Year Transactions to Date | | |
|---|----------------------|-----------------|-----------------|-----------------|-----------------|----------------|----------------|---------------|------------------|----------------|-----------------|----------------|--------------------------------|-----------------|--------------------|
| | 2020 Balance Forward | Jan-2021 | Feb-2021 | Mar-2021 | Apr-2021 | May-2021 | Jun-2021 | Jul-2021 | Aug-2021 | Sep-2021 | Oct-2021 | Nov-2021 | | Dec-2021 | |
| 101 PREMIUMS | \$1,589,895,899.82 | 72,744,422.71 | 147,394.64 | 309.51 | 350.64 | 127.29 | 0.00 | 0.00 | 25.45 | 0.00 | 0.00 | 0.00 | 0.00 | 0.00 | \$1,641,896,460.08 |
| 102 HRA WAIVER CONTRIBUTION | \$44,899,455.85 | 3,202,897.67 | 342,529.38 | 0.00 | 0.00 | 0.00 | 0.00 | 0.00 | 0.00 | 0.00 | 0.00 | 0.00 | 0.00 | 0.00 | \$48,855,454.09 |
| 110 Investment Income | \$1,801,007.24 | 0.00 | 0.00 | 0.00 | 0.00 | 0.00 | 0.00 | 0.00 | 0.00 | 0.00 | 0.00 | 0.00 | 0.00 | 0.00 | \$1,801,007.24 |
| 120 DRUG RELATED EXPENSES | \$115.04 | 0.00 | 0.00 | 0.00 | 0.00 | 0.00 | 0.00 | 0.00 | 0.00 | 0.00 | 0.00 | 0.00 | 0.00 | 0.00 | \$115.04 |
| 121 DRUG REIMBURSEMENTS | \$76,254,960.35 | 38,997,486.77 | 0.00 | 0.00 | 42,004,777.16 | 0.00 | 0.00 | 0.00 | 0.00 | 0.00 | 0.00 | 0.00 | 0.00 | 0.00 | \$17,114,974.88 |
| 130 TRANSFERS FROM OTHER PLAN YEARS | \$0.00 | 0.00 | 0.00 | 0.00 | 0.00 | 0.00 | 0.00 | 0.00 | 0.00 | 0.00 | 0.00 | 0.00 | 0.00 | 0.00 | \$0.00 |
| 201 MEDICAL CLAIMS HUMANNA | \$0.00 | 0.00 | 0.00 | 0.00 | 0.00 | \$0.00 | 0.00 | 0.00 | 0.00 | 0.00 | 0.00 | 0.00 | 0.00 | 0.00 | \$0.00 |
| 202 HUMANNA ADMIN FEES | \$0.00 | 0.00 | 0.00 | 0.00 | 0.00 | 0.00 | 0.00 | 0.00 | 0.00 | 0.00 | 0.00 | 0.00 | 0.00 | 0.00 | \$0.00 |
| 203 HRA EMERGED CLAIMS HUMANNA | \$0.00 | 0.00 | 0.00 | 0.00 | 0.00 | 0.00 | 0.00 | 0.00 | 0.00 | 0.00 | 0.00 | 0.00 | 0.00 | 0.00 | \$0.00 |
| 204 HRA WAIVER CLAIMS HUMANNA | \$0.00 | 0.00 | 0.00 | 0.00 | 0.00 | 0.00 | 0.00 | 0.00 | 0.00 | 0.00 | 0.00 | 0.00 | 0.00 | 0.00 | \$0.00 |
| 210 MEDICAL CLAIMS ANTHEM | \$946,139,434.10 | 78,052,983.17 | 26,949,133.20 | 14,528,172.00 | 5,455,141.43 | (2,022,308.09) | (2,251,220.50) | (246,417.39) | (757,379.86) | (946,930.77) | (416,036.35) | 657,821.96 | (51,077,708,468.42) | \$53,849,373.54 | |
| 211 HRA EMERGED CLAIMS- WW | \$51,831,004.20 | (1,392,517.60) | (277,883.49) | (201,149.30) | (99,821.72) | (45,082.93) | (480.02) | (116.64) | (982.00) | 92.67 | 0.00 | (648.32) | (53,849,373.54) | \$0.00 | |
| 214 HRA WAIVER CLAIMS- WW | \$34,655,304.47 | (1,042,923.51) | (186,934.06) | (181,451.79) | (123,729.94) | (20,100.60) | 852.76 | (31,885.71) | (777.90) | (0.00) | (37.21) | 0.00 | (59,241,122.75) | \$0.00 | |
| 215 ANTHEM ADMIN | \$44,304,898.52 | (3,737.25) | (200.80) | 295,300.00 | (40.65) | (3,683,799.50) | 0.00 | 0.00 | 0.00 | 0.00 | 0.00 | 0.00 | (54,703,374.58) | \$0.00 | |
| 216 WAGE WORKS ADMIN | \$5,027,708.00 | (445,483.60) | (5,538.40) | (5,336.80) | 194,230.40 | (4,216.80) | 0.00 | 0.00 | 0.00 | 0.00 | 0.00 | 0.00 | (55,294,184.00) | \$0.00 | |
| 217 MEDI MEDICAL ADMIN- COMPASS | \$1,270,370.90 | 0.00 | (1,200.00) | 0.00 | 0.00 | 0.00 | 0.00 | 0.00 | 0.00 | 0.00 | 0.00 | 0.00 | (1,271,570.90) | \$0.00 | |
| 218 Reimburse - BI Services | \$791,654.00 | 0.00 | 0.00 | 0.00 | 0.00 | 0.00 | 0.00 | 0.00 | 0.00 | 0.00 | 0.00 | 0.00 | (791,654.00) | \$0.00 | |
| 219 Dependent Eligibility Audit | \$201,944.89 | (5,474.00) | 7,639.83 | 0.00 | 0.00 | 0.00 | 0.00 | 0.00 | 0.00 | 0.00 | 0.00 | 0.00 | (196,308.17) | \$0.00 | |
| 220 Printing & Postage | \$0.00 | 0.00 | 0.00 | 0.00 | 0.00 | 0.00 | 0.00 | 0.00 | 0.00 | 0.00 | 0.00 | 0.00 | (196,308.17) | \$0.00 | |
| 222 WebMD Claims | \$5,110,488.28 | (386,125.36) | (29,795.12) | 0.00 | 0.00 | 0.00 | 0.00 | 0.00 | 0.00 | 0.00 | 0.00 | 0.00 | (5,526,388.76) | \$0.00 | |
| 223 WebMD Admin | \$3,931,776.32 | (644,389.82) | 0.00 | 0.00 | 0.00 | 0.00 | 0.00 | 0.00 | 0.00 | 0.00 | 0.00 | 0.00 | (4,576,166.14) | \$0.00 | |
| 301 PHARMACY CLAIMS- CSI | \$0.00 | 0.00 | 0.00 | 0.00 | 0.00 | 0.00 | 0.00 | 0.00 | 0.00 | 0.00 | 0.00 | 0.00 | 0.00 | \$0.00 | |
| 302 EXPRESS SCRIPTS ADMIN FEES | \$0.00 | 0.00 | 0.00 | 0.00 | 0.00 | 0.00 | 0.00 | 0.00 | 0.00 | 0.00 | 0.00 | 0.00 | 0.00 | \$0.00 | |
| 310 PHARMACY CLAIMS- CVS | \$320,874,025.31 | (9,856,676.34) | (21,613.68) | (44,920.73) | 459,339.07 | (178.45) | 138,399.31 | 1,863.02 | (4,119.12) | (2,160.45) | (13,549.09) | 19,419.83 | (539,395,463.39) | \$0.00 | |
| 311 CVS ADMIN | \$7,845,356.73 | (558,022.08) | (654,433.74) | 0.00 | 0.00 | 0.00 | 63,511.82 | 0.00 | 0.00 | 0.00 | 0.00 | 0.00 | (8,065,796.73) | \$0.00 | |
| 390 TRANSFERS TO OTHER PLAN YEARS | \$0.00 | 0.00 | 0.00 | 0.00 | 0.00 | 0.00 | 0.00 | 0.00 | 0.00 | 0.00 | 0.00 | 0.00 | 0.00 | \$0.00 | |
| 391 OPERATING TRANSFER/TEP & ADJ | \$4,964,245.46 | 0.00 | 0.00 | 0.00 | 0.00 | 0.00 | 882,284.86 | 0.00 | (980,284.86) | 0.00 | 0.00 | 0.00 | (4,964,245.46) | \$0.00 | |
| 392 Transfer for Clinic Checking Services | (\$14,523.07) | (1,277.60) | 0.00 | 0.00 | 0.00 | 0.00 | 0.00 | 0.00 | 0.00 | 0.00 | 0.00 | 0.00 | (15,800.67) | \$0.00 | |
| 393 Voided/Not/Cancelled Check Fees | (\$209.83) | 0.00 | 0.00 | 0.00 | 0.00 | 0.00 | 0.00 | 0.00 | 0.00 | 0.00 | 0.00 | 0.00 | (209.83) | \$0.00 | |
| Total Cash Transactions: | \$4,794,961.82 | \$22,494,704.82 | \$27,429,172.70 | \$14,665,421.11 | \$46,976,983.33 | \$5,779,729.00 | \$1,040,641.74 | (\$29,046.74) | (\$1,750,042.69) | (\$948,996.63) | \$18,385,689.20 | (\$428,388.44) | \$474,966.47 | \$85,921,824.47 | |

Kentucky Employees' Health Plan – Status Report
 2nd Quarter, 2024
 Attachment B – Summary
 Page B-5

| 2020 | Plan Year 2020 | | | | | | | | | | | | | |
|---|-----------------|-----------------|-----------------|-----------------|-----------------|-----------------|-------------------|-----------------|------------------|-------------------|-----------------|-------------------|-------------------|--------------------------------|
| | Balance Forward | January-20 | February-20 | March-20 | April-20 | May-20 | June-20 | July-20 | August-20 | September-20 | October-20 | November-20 | December-20 | Plan Year Transmittals to Date |
| 101 PREMIUMS | \$0.00 | 65,980,146.00 | 136,660,306.63 | 140,187,042.32 | 136,445,246.13 | 134,783,771.38 | 113,854,700.88 | 156,433,932.43 | 136,093,816.22 | 139,335,776.60 | 136,163,024.22 | 137,352,099.46 | 132,315,115.55 | \$1,509,095,809.82 |
| 102 HRA WAIVER CONTRIBUTION | \$0.00 | 16,533.34 | 4,108,839.82 | 4,009,029.61 | 7,854,119.57 | 4,139,625.30 | 1,101.76 | 7,853,802.86 | 664,554.22 | 3,387,859.96 | 7,277,224.73 | 4,067,484.16 | 649,623.50 | \$4,400,455.85 |
| 110 INTEREST INCOME | \$0.00 | 674,159.58 | 559,153.71 | 424,015.27 | 80,430.02 | (1,311.28) | 33,220.18 | 14,951.93 | 19,365.11 | 4,863.86 | 765.30 | 896.22 | (2,168.88) | \$1,801,807.24 |
| 120 DRUG REBATES - SCRIPTS | \$0.00 | 0.00 | 0.00 | 0.00 | 0.00 | 0.00 | 0.00 | 0.00 | 0.00 | 0.00 | 0.00 | 115.04 | 0.00 | \$15.04 |
| 121 DRUG REBATES - CVS | \$0.00 | 0.00 | 0.00 | 0.00 | 0.00 | 0.00 | 0.00 | 35,052,495.35 | 0.00 | 0.00 | 41,183,365.00 | 0.00 | 0.00 | \$76,235,860.35 |
| 15 TRANSFERS (2022) OTHER PLAN YEARS | \$0.00 | 0.00 | 0.00 | 0.00 | 0.00 | 0.00 | 0.00 | 2,548.04 | (2,548.04) | 0.00 | 0.00 | 0.00 | 0.00 | \$0.00 |
| 201 MEDICAL CLAIMS HUMANNA | \$0.00 | 0.00 | 0.00 | 0.00 | 0.00 | 0.00 | 0.00 | 0.00 | 0.00 | 0.00 | 0.00 | 0.00 | 0.00 | \$0.00 |
| 202 HUMANNA ADMIN FEES | \$0.00 | 0.00 | 0.00 | 0.00 | 0.00 | 0.00 | 0.00 | 0.00 | 0.00 | 0.00 | 0.00 | 0.00 | 0.00 | \$0.00 |
| 203 HRA UNRECOVERED CLAIMS HUMANNA | \$0.00 | 0.00 | 0.00 | 0.00 | 0.00 | 0.00 | 0.00 | 0.00 | 0.00 | 0.00 | 0.00 | 0.00 | 0.00 | \$0.00 |
| 210 MEDICAL CLAIMS - ANTHEM | \$0.00 | (11,556,129.80) | (54,686,804.95) | (70,984,179.85) | (80,720,811.82) | (55,646,470.44) | (86,483,401.94) | (79,993,586.72) | (86,937,199.97) | (110,304,691.38) | (82,699,955.07) | (115,954,975.94) | (103,278,124.92) | (\$946,139,454.10) |
| 213 HRA UNRECOVERED CLAIMS - VIV | \$0.00 | (4,576,745.60) | (5,696,581.69) | (6,324,361.30) | (6,248,226.79) | (4,000,647.24) | (4,801,507.65) | (4,448,058.22) | (3,731,544.13) | (3,423,047.09) | (3,440,871.64) | (3,055,581.01) | (4,053,011.64) | (\$51,831,004.30) |
| 214 HRA WAIVER CLAIMS - VIV | \$0.00 | (3,317,704.04) | (3,096,669.73) | (2,783,958.96) | (1,578,203.89) | (1,958,638.89) | (2,530,669.87) | (4,306,459.54) | (3,484,178.58) | (2,840,224.46) | (2,785,416.16) | (2,570,771.87) | (3,392,657.48) | (\$34,655,804.47) |
| 215 ANTHEM ADMIN | \$0.00 | (3,730,641.75) | (3,710,743.93) | (3,718,863.11) | (3,721,695.41) | (3,711,680.34) | (3,687,399.50) | (3,687,399.50) | (3,687,399.50) | (3,687,399.50) | (3,687,399.50) | (3,687,399.50) | (3,687,399.50) | (\$34,655,804.47) |
| 216 WAGE WORKS ADMIN | \$0.00 | (483,882.00) | (483,882.00) | (483,882.00) | (483,882.00) | (483,882.00) | (483,882.00) | (483,882.00) | (483,882.00) | (483,882.00) | (483,882.00) | (483,882.00) | (483,882.00) | (\$4,838,820.00) |
| 217 MAX MEDICAL ADMIN - COMPASS | \$0.00 | (105,403.70) | (105,225.70) | (105,271.90) | (107,178.40) | (105,246.05) | (105,155.15) | (105,807.50) | (105,242.00) | (104,137.75) | (105,173.35) | (105,464.10) | (107,477.30) | (\$1,270,376.80) |
| 218 Netback - BI Services | \$0.00 | 0.00 | (82,184.00) | (82,184.00) | (82,184.00) | (82,184.00) | (82,184.00) | (82,184.00) | (82,184.00) | (82,184.00) | (82,184.00) | (82,184.00) | (82,184.00) | (\$798,656.80) |
| 219 Dependent Eligibility Audit | \$0.00 | 0.00 | (14,342.70) | (9,832.50) | (6,251.25) | 0.00 | (9,182.75) | 0.00 | (1,301.25) | (13,363.20) | (13,363.20) | 0.00 | (27,091.24) | (\$50,144,807.00) |
| 220 Printing & Postage | \$0.00 | 0.00 | 0.00 | 0.00 | 0.00 | 0.00 | 0.00 | 0.00 | 0.00 | 0.00 | 0.00 | 0.00 | 0.00 | \$0.00 |
| 221 Staywell Admin | \$0.00 | 0.00 | (335,941.65) | 0.00 | (1,052,668.71) | (828,773.73) | (909,288.33) | 0.00 | (415,175.49) | (823,561.97) | (867,241.31) | (841,620.72) | (840,536.37) | (\$5,116,946.28) |
| 222 Staywell Claims | \$0.00 | 0.00 | 0.00 | (676,394.13) | (233,210.88) | 0.00 | 0.00 | (341,494.95) | (306,894.00) | 0.00 | 0.00 | (842,669.70) | (1,882,012.64) | (\$3,931,776.32) |
| 301 PHARMACY CLAIMS - ESI | \$0.00 | 0.00 | 0.00 | 0.00 | 0.00 | 0.00 | 0.00 | 0.00 | 0.00 | 0.00 | 0.00 | 0.00 | 0.00 | \$0.00 |
| 302 EXPRESS SCRIPTS ADMIN FEES | \$0.00 | 0.00 | 0.00 | 0.00 | 0.00 | 0.00 | 0.00 | 0.00 | 0.00 | 0.00 | 0.00 | 0.00 | 0.00 | \$0.00 |
| 310 PHARMACY CLAIMS - CVS | \$0.00 | (29,309,207.42) | (39,530,363.20) | (44,257,885.78) | (44,257,885.78) | (44,257,885.78) | (44,257,885.78) | (44,257,885.78) | (44,257,885.78) | (44,257,885.78) | (44,257,885.78) | (44,257,885.78) | (44,257,885.78) | (\$520,978,026.81) |
| 311 CVS ADMIN | \$0.00 | (316,880.50) | (634,210.74) | (812,872.48) | (822,339.09) | (590,352.96) | (1,074,533.28) | (485,134.23) | (775,385.95) | (616,170.12) | (620,245.61) | (852,102.48) | (747,610.28) | (\$7,845,856.78) |
| 500 TRANSFERS (2) OTHER PLAN YEARS | \$0.00 | 0.00 | 0.00 | 0.00 | 0.00 | 0.00 | 0.00 | 0.00 | 0.00 | 0.00 | 0.00 | 0.00 | 0.00 | \$0.00 |
| 501 OPERATING TRANSFERS (2) B ADJ | \$0.00 | (3,343,983.28) | (88,184.00) | 0.00 | (2,081,136.98) | 0.00 | (177,515.57) | (1,622,193.63) | (84.00) | 3,916.00 | 4,393,795.17 | (2,066,859.17) | (54,984,245.46) | (\$14,529,071.00) |
| 502 Transfer for Clinic Cleaning Services | \$0.00 | 0.00 | (1,747.07) | 0.00 | (1,277.60) | 0.00 | (3,832.80) | 0.00 | 0.00 | (2,555.20) | (2,555.20) | (3,277.60) | (1,277.60) | (\$14,529,071.00) |
| 900 Volatile/NoFF/Cancelled Check Fees | \$0.00 | 0.00 | 0.00 | 0.00 | 0.00 | 0.00 | 0.00 | 0.00 | 0.00 | 0.00 | 0.00 | 0.00 | (204.83) | (\$204.83) |
| Total Cash Transmittals: | \$0.00 | \$10,013,413.85 | \$39,469,459.34 | \$14,798,376.28 | \$5,377,837.46 | \$29,852,474.80 | (\$31,289,284.98) | \$64,275,241.97 | (\$4,246,651.64) | (\$25,859,930.79) | \$34,446,722.46 | (\$30,387,321.19) | (\$55,138,406.02) | \$64,796,381.82 |

Kentucky Employees' Health
 2nd Quarter, 2024
 Attachment B – Summary
 Page B-6

| | | Plan Year 2021 | | | | | | | | | | | | | |
|---------------------------------|---------------------------------------|----------------------|--------------|----------------|--------------|--------------|--------------|---------------|----------|----------|----------|----------|----------|----------|--------------------------------|
| | | 2023 Balance Forward | Jan-2024 | Feb-2024 | Mar-2024 | Apr-2024 | May-2024 | Jun-2024 | Jul-2024 | Aug-2024 | Sep-2024 | Oct-2024 | Nov-2023 | Dec-2024 | Plan Year Transactions to Date |
| 101 | Premiums | \$1,483,154,643.50 | 0.00 | 0.00 | 0.00 | 0.00 | 0.00 | 0.00 | 0.00 | 0.00 | 0.00 | 0.00 | 0.00 | 0.00 | \$1,483,154,643.50 |
| 102 | MBA Withdraw Contribution | \$48,974,103.33 | 0.00 | 0.00 | 0.00 | 0.00 | 0.00 | 0.00 | 0.00 | 0.00 | 0.00 | 0.00 | 0.00 | 0.00 | \$48,974,103.33 |
| 110 | Investment Income | (\$183,307.81) | 0.00 | 0.00 | 0.00 | 0.00 | 0.00 | 0.00 | 0.00 | 0.00 | 0.00 | 0.00 | 0.00 | 0.00 | (\$183,307.81) |
| 120 | Drug Rebates Scripts | \$0.00 | 0.00 | 0.00 | 0.00 | 0.00 | 0.00 | 0.00 | 0.00 | 0.00 | 0.00 | 0.00 | 0.00 | 0.00 | \$0.00 |
| 121 | Drug Rebates CVS | \$61,426.92 | 0.00 | 0.00 | 0.00 | 563,760.32 | 0.00 | 0.00 | 0.00 | 0.00 | 0.00 | 0.00 | 0.00 | 0.00 | \$625,187.24 |
| 130 | TRANSFERS FROM OTHER PLAN YEARS | \$0.00 | 0.00 | 0.00 | 0.00 | 0.00 | 0.00 | 0.00 | 0.00 | 0.00 | 0.00 | 0.00 | 0.00 | 0.00 | \$0.00 |
| 201 | Medical Claims Humana | (\$1,276,305.12) | 0.00 | 0.00 | 0.00 | 0.00 | 0.00 | 0.00 | 0.00 | 0.00 | 0.00 | 0.00 | 0.00 | 0.00 | (\$1,276,305.12) |
| 202 | Humana Admin Fees | \$0.00 | 0.00 | 0.00 | 0.00 | 0.00 | 0.00 | 0.00 | 0.00 | 0.00 | 0.00 | 0.00 | 0.00 | 0.00 | \$0.00 |
| 203 | MBA Select Claims Humana | \$0.00 | 0.00 | 0.00 | 0.00 | 0.00 | 0.00 | 0.00 | 0.00 | 0.00 | 0.00 | 0.00 | 0.00 | 0.00 | \$0.00 |
| 204 | MBA Withdraw Claims Humana | \$0.00 | 0.00 | 0.00 | 0.00 | 0.00 | 0.00 | 0.00 | 0.00 | 0.00 | 0.00 | 0.00 | 0.00 | 0.00 | \$0.00 |
| 210 | Medical Claims Anthem | (\$1,245,281,586.70) | 223,454.18 | (\$8,161.93) | 301,791.90 | 110,271.79 | 91,977.25 | (\$6,333.94) | 0.00 | 0.00 | 0.00 | 0.00 | 0.00 | 0.00 | (\$1,244,872,487.95) |
| 211 | Current Claims | \$0.00 | 0.00 | 0.00 | 0.00 | 0.00 | 0.00 | 0.00 | 0.00 | 0.00 | 0.00 | 0.00 | 0.00 | 0.00 | \$0.00 |
| 213 | MBA Embedded Claims Wage Works | (\$54,901,430.72) | 0.00 | 4,303.66 | 0.00 | \$41.89 | 0.00 | (\$,084.52) | 0.00 | 0.00 | 0.00 | 0.00 | 0.00 | 0.00 | (\$54,901,466.69) |
| 214 | MBA Withdraw Claims Wage Works | (\$39,920,932.17) | 240.00 | 772.07 | 0.00 | 1,062.35 | 145.85 | 5,084.52 | 0.00 | 0.00 | 0.00 | 0.00 | 0.00 | 0.00 | (\$39,932,937.54) |
| 215 | Anthem Admin | 0.00 | 0.00 | 0.00 | 0.00 | 0.00 | 0.00 | 0.00 | 0.00 | 0.00 | 0.00 | 0.00 | 0.00 | 0.00 | 0.00 |
| 216 | Wage Works Admin | (\$1,085,605.04) | 0.00 | 0.00 | 0.00 | 0.00 | 0.00 | 0.00 | 0.00 | 0.00 | 0.00 | 0.00 | 0.00 | 0.00 | (\$1,085,605.04) |
| 217 | MDX Medical Admin Compass | (\$1,274,538.35) | 0.00 | 0.00 | 0.00 | 0.00 | 0.00 | 0.00 | 0.00 | 0.00 | 0.00 | 0.00 | 0.00 | 0.00 | (\$1,274,538.35) |
| 218 | Health - IH Services | (\$1,059,208.00) | 0.00 | 0.00 | 0.00 | 0.00 | 0.00 | 0.00 | 0.00 | 0.00 | 0.00 | 0.00 | 0.00 | 0.00 | (\$1,059,208.00) |
| 219 | Dependent Eligibility Audit | (\$105,823.23) | 0.00 | 0.00 | 0.00 | 0.00 | 0.00 | 0.00 | 0.00 | 0.00 | 0.00 | 0.00 | 0.00 | 0.00 | (\$105,823.23) |
| 220 | Printing & Postage | \$0.00 | 0.00 | 0.00 | 0.00 | 0.00 | 0.00 | 0.00 | 0.00 | 0.00 | 0.00 | 0.00 | 0.00 | 0.00 | \$0.00 |
| 221 | WebMD Admin | (\$9,440,596.87) | 0.00 | 0.00 | 0.00 | 0.00 | 0.00 | 0.00 | 0.00 | 0.00 | 0.00 | 0.00 | 0.00 | 0.00 | (\$9,440,596.87) |
| 222 | WebMD Claims | (\$6,085,777.93) | 0.00 | 0.00 | 0.00 | 0.00 | 0.00 | 0.00 | 0.00 | 0.00 | 0.00 | 0.00 | 0.00 | 0.00 | (\$6,085,777.93) |
| 223 | Costlight Admin | \$0.00 | 0.00 | 0.00 | 0.00 | 0.00 | 0.00 | 0.00 | 0.00 | 0.00 | 0.00 | 0.00 | 0.00 | 0.00 | \$0.00 |
| 224 | Costlight Rewards | \$0.00 | 0.00 | 0.00 | 0.00 | 0.00 | 0.00 | 0.00 | 0.00 | 0.00 | 0.00 | 0.00 | 0.00 | 0.00 | \$0.00 |
| 301 | Pharmacy Claims Express Scripts | \$0.00 | 0.00 | 0.00 | 0.00 | 0.00 | 0.00 | 0.00 | 0.00 | 0.00 | 0.00 | 0.00 | 0.00 | 0.00 | \$0.00 |
| 302 | Express Scripts Admin Fees | \$0.00 | 0.00 | 0.00 | 0.00 | 0.00 | 0.00 | 0.00 | 0.00 | 0.00 | 0.00 | 0.00 | 0.00 | 0.00 | \$0.00 |
| 310 | Pharmacy Claims-CVS | (\$554,643,378.86) | (\$4,889.30) | (\$10,212.81) | (\$1,201.74) | (\$1,860.71) | (\$2,174.14) | 0.00 | 0.00 | 0.00 | 0.00 | 0.00 | 0.00 | 0.00 | (\$554,643,443.59) |
| 311 | CVS ADMIN | (\$8,430,429.65) | 0.00 | 0.00 | 0.00 | 0.00 | 0.00 | 0.00 | 0.00 | 0.00 | 0.00 | 0.00 | 0.00 | 0.00 | (\$8,430,429.65) |
| 312 | Pharmacy claims monitoring/audit | \$0.00 | 0.00 | 0.00 | 0.00 | 0.00 | 0.00 | 0.00 | 0.00 | 0.00 | 0.00 | 0.00 | 0.00 | 0.00 | \$0.00 |
| 500 | TRANSFERS TO OTHER PLAN YEARS | \$0.00 | 0.00 | 0.00 | 0.00 | 0.00 | 0.00 | 0.00 | 0.00 | 0.00 | 0.00 | 0.00 | 0.00 | 0.00 | \$0.00 |
| 501 | Operating Transfer Exp & Adj | \$81,214,872.19 | 0.00 | 0.00 | 11,192.50 | 0.00 | 0.00 | 0.00 | 0.00 | 0.00 | 0.00 | 0.00 | 0.00 | 0.00 | \$81,226,064.69 |
| 502 | Transfer for Clinic Cleaning Services | (\$14,053.60) | 0.00 | 0.00 | 0.00 | 0.00 | 0.00 | 0.00 | 0.00 | 0.00 | 0.00 | 0.00 | 0.00 | 0.00 | (\$14,053.60) |
| 503 | Voided/MSF/Cancelled Check Fees | (\$10.00) | 0.00 | 0.00 | 0.00 | 0.00 | 0.00 | 0.00 | 0.00 | 0.00 | 0.00 | 0.00 | 0.00 | 0.00 | (\$10.00) |
| Total Cash Transactions: | | (\$38,004,713.53) | \$420,242.90 | (\$143,340.01) | \$111,762.64 | \$473,775.13 | \$92,030.18 | (\$80,333.94) | \$0.00 | \$0.00 | \$0.00 | \$0.00 | \$0.00 | \$0.00 | (\$34,732,336.85) |

Kentucky Employees' Health
 2nd Quarter, 2024
 Attachment B – Summary
 Page B-7

| 2023 | | Plan Year 2021 | | | | | | | | | | | | |
|---|----------------------|------------------|----------------|----------------|----------------|--------------|---------------|----------------|----------------|----------------|--------------|---------------|--------------|--------------------------------|
| | 2022 Balance Forward | Jan-2023 | Feb-2023 | Mar-2023 | Apr-2023 | May-2023 | Jun-2023 | Jul-2023 | Aug-2023 | Sep-2023 | Oct-2023 | Nov-2023 | Dec-2023 | Plan Year Transactions to Date |
| 103 Premiums | \$1,468,089,045.81 | 0.00 | 65,597.69 | 0.00 | 0.00 | 0.00 | 0.00 | 0.00 | 0.00 | 0.00 | 0.00 | 0.00 | 0.00 | \$1,468,139,443.50 |
| 102 HRA W/over Contributions | \$46,974,103.33 | 0.00 | 0.00 | 0.00 | 0.00 | 0.00 | 0.00 | 0.00 | 0.00 | 0.00 | 0.00 | 0.00 | 0.00 | \$46,974,103.33 |
| 110 Investment Income | (\$181,307.43) | 0.00 | 0.00 | 0.00 | 0.00 | 0.00 | 0.00 | 0.00 | 0.00 | 0.00 | 0.00 | 0.00 | 0.00 | (\$181,307.43) |
| 120 Divd Rebalanc Escrops | \$0.00 | 0.00 | 0.00 | 0.00 | 0.00 | 0.00 | 0.00 | 0.00 | 0.00 | 0.00 | 0.00 | 0.00 | 0.00 | \$0.00 |
| 121 Drug Rebates CYS | \$186,787,214.45 | (\$171,708.70) | 0.00 | 0.00 | (\$144,183.87) | 0.00 | 13,165.91 | 0.00 | 0.00 | 0.00 | 852.36 | 0.00 | 0.00 | \$186,186,942.15 |
| 130 TRANSFERS FROM OTHER PLAN YEARS | \$0.00 | 0.00 | 0.00 | 0.00 | 0.00 | 0.00 | 0.00 | 0.00 | 0.00 | 0.00 | 0.00 | 0.00 | 0.00 | \$0.00 |
| 201 Medical Claims Humans | (\$2,276,386.37) | 0.00 | 0.00 | 0.00 | 0.00 | 0.00 | 0.00 | 0.00 | 0.00 | 0.00 | 0.00 | 0.00 | 0.00 | (\$2,276,386.37) |
| 202 Humana Adminr Fees | \$0.00 | 0.00 | 0.00 | 0.00 | 0.00 | 0.00 | 0.00 | 0.00 | 0.00 | 0.00 | 0.00 | 0.00 | 0.00 | \$0.00 |
| 203 HRA Select Claims Humans | \$0.00 | 0.00 | 0.00 | 0.00 | 0.00 | 0.00 | 0.00 | 0.00 | 0.00 | 0.00 | 0.00 | 0.00 | 0.00 | \$0.00 |
| 204 HRA W/over Claims Humans | \$0.00 | 0.00 | 0.00 | 0.00 | 0.00 | 0.00 | 0.00 | 0.00 | 0.00 | 0.00 | 0.00 | 0.00 | 0.00 | \$0.00 |
| 210 Medical Claims Admin | (\$1,246,553,760.36) | (\$1,193,109.91) | (\$765,805.79) | (\$65,670,811) | 477,300.66 | 284,315.56 | 77,264.03 | 5,408,446.98 | (\$33,386.86) | 297,596.63 | 135,921.86 | 64,057.02 | 185,144.32 | (\$1,245,281,546.76) |
| 211 Current Claims | \$0.00 | 0.00 | 0.00 | 0.00 | 0.00 | 0.00 | 0.00 | 0.00 | 0.00 | 0.00 | 0.00 | 0.00 | 0.00 | \$0.00 |
| 213 HRA Embedded Claims Wage Works | (\$54,908,089.14) | 0.00 | 0.00 | 4,262.68 | 67.20 | 5,975.61 | 0.00 | 0.00 | (\$1,536.14) | 1,013.61 | (\$8,260.70) | 197.46 | 6,083.70 | (\$54,901,439.22) |
| 214 HRA W/over Claims Wage Works | (\$35,233,140.87) | 455.94 | 0.00 | 5,338.22 | 453.00 | 3,228.84 | 0.00 | 0.00 | (\$5,570.40) | 4,546.38 | (\$1,712.79) | (\$2,440.64) | 2,790.15 | (\$35,220,832.17) |
| 215 Annuity Admin | (\$39,147,493.33) | 0.00 | 0.00 | 0.00 | 0.00 | 0.00 | 0.00 | 0.00 | 0.00 | 0.00 | 0.00 | 0.00 | 0.00 | (\$39,147,493.33) |
| 216 Wage Work Admin | (\$5,085,405.04) | 0.00 | 0.00 | 0.00 | 0.00 | 0.00 | 0.00 | 0.00 | 0.00 | 0.00 | 0.00 | 0.00 | 0.00 | (\$5,085,405.04) |
| 217 MDX Medical Adminr Compass | (\$1,274,338.35) | 0.00 | 0.00 | 0.00 | 0.00 | 0.00 | 0.00 | 0.00 | 0.00 | 0.00 | 0.00 | 0.00 | 0.00 | (\$1,274,338.35) |
| 218 Rebirth - BI Services | (\$1,058,206.00) | 0.00 | 0.00 | 0.00 | 0.00 | 0.00 | 0.00 | 0.00 | 0.00 | 0.00 | 0.00 | 0.00 | 0.00 | (\$1,058,206.00) |
| 219 Dependent Eligibility Audit | (\$105,823.23) | 0.00 | 0.00 | 0.00 | 0.00 | 0.00 | 0.00 | 0.00 | 0.00 | 0.00 | 0.00 | 0.00 | 0.00 | (\$105,823.23) |
| 220 Printing & Postage | \$0.00 | 0.00 | 0.00 | 0.00 | 0.00 | 0.00 | 0.00 | 0.00 | 0.00 | 0.00 | 0.00 | 0.00 | 0.00 | \$0.00 |
| 221 Washed Admin | (\$9,440,596.87) | 0.00 | 0.00 | 0.00 | 0.00 | 0.00 | 0.00 | 0.00 | 0.00 | 0.00 | 0.00 | 0.00 | 0.00 | (\$9,440,596.87) |
| 222 Washed Claims | (\$6,085,777.93) | 0.00 | 0.00 | 0.00 | 0.00 | 0.00 | 0.00 | 0.00 | 0.00 | 0.00 | 0.00 | 0.00 | 0.00 | (\$6,085,777.93) |
| 223 Castlight Admin | \$0.00 | 0.00 | 0.00 | 0.00 | 0.00 | 0.00 | 0.00 | 0.00 | 0.00 | 0.00 | 0.00 | 0.00 | 0.00 | \$0.00 |
| 224 Castlight Rewards | \$0.00 | 0.00 | 0.00 | 0.00 | 0.00 | 0.00 | 0.00 | 0.00 | 0.00 | 0.00 | 0.00 | 0.00 | 0.00 | \$0.00 |
| 301 Pharmacy Claims Express Scripts | \$0.00 | 0.00 | 0.00 | 0.00 | 0.00 | 0.00 | 0.00 | 0.00 | 0.00 | 0.00 | 0.00 | 0.00 | 0.00 | \$0.00 |
| 302 Express Scripts Adminr Fees | \$0.00 | 0.00 | 0.00 | 0.00 | 0.00 | 0.00 | 0.00 | 0.00 | 0.00 | 0.00 | 0.00 | 0.00 | 0.00 | \$0.00 |
| 310 Pharmacy Claims-CYS | (\$33,474,915.26) | 50.75 | (\$36,487.86) | 0.00 | (\$173,742.94) | (\$9,133.94) | (\$14,843.10) | (\$12,037.96) | (\$10,000) | (\$191,490.44) | (\$4,487.88) | (\$18,142.61) | (\$1,233.46) | (\$34,663,376.34) |
| 311 CYS ADMIN | (\$8,580,287.28) | 0.00 | 0.00 | (\$147.37) | 0.00 | 0.00 | 0.00 | 0.00 | 0.00 | 0.00 | 0.00 | 0.00 | 0.00 | (\$8,580,434.65) |
| 312 Pharmacy claims monitoring/audit | \$0.00 | 0.00 | 0.00 | 0.00 | 0.00 | 0.00 | 0.00 | 0.00 | 0.00 | 0.00 | 0.00 | 0.00 | 0.00 | \$0.00 |
| 500 TRANSFERS TO OTHER PLAN YEARS | \$0.00 | 0.00 | 0.00 | 0.00 | 0.00 | 0.00 | 0.00 | 0.00 | 0.00 | 0.00 | 0.00 | 0.00 | 0.00 | \$0.00 |
| 501 Operating Transfer Exp & Adj | \$31,572,918.55 | 0.00 | 0.00 | 134,629.15 | 0.00 | 0.00 | 0.00 | 6,924.49 | 0.00 | 0.00 | 0.00 | 0.00 | 0.00 | \$31,724,472.19 |
| 502 Transfer for Clinic Cleaning Services | (\$14,053.60) | 0.00 | 0.00 | 0.00 | 0.00 | 0.00 | 0.00 | 0.00 | 0.00 | 0.00 | 0.00 | 0.00 | 0.00 | (\$14,053.60) |
| 503 Vendor/HCF/Cancelled Check Fees | (\$10.00) | 0.00 | 0.00 | 0.00 | 0.00 | 0.00 | 0.00 | 0.00 | 0.00 | 0.00 | 0.00 | 0.00 | 0.00 | (\$10.00) |
| Total Cash Transactions: | | | | | | | | | | | | | | |
| | (\$15,702,427.90) | (\$4,463,311.92) | (\$957,705.96) | \$78,416.87 | (\$43,588.94) | \$224,566.07 | (\$71,079.07) | \$5,316,899.42 | (\$435,558.40) | (\$93,333.84) | \$116,847.85 | \$38,072.28 | \$192,704.71 | (\$36,004,711.53) |

Kentucky Employees' Health
 2nd Quarter, 2024
 Attachment B – Summary
 Page B-8

| 2022 | Plan Year 2021 | | | | | | | | | | | | | |
|---|-------------------------|------------------------|-------------------------|------------------------|------------------------|------------------------|------------------------|-----------------------|------------------------|------------------------|------------------------|---------------------|-------------------------|--------------------------------|
| | 2021 Balance Forward | Jan-2022 | Feb-2022 | Mar-2022 | Apr-2022 | May-2022 | Jun-2022 | Jul-2022 | Aug-2022 | Sep-2022 | Oct-2022 | Nov-2022 | Dec-2022 | Plan Year Transactions to Date |
| 101 Premiums | \$1,390,526,283.82 | 82,396,976.89 | 32,141.79 | 1,134.10 | 122,579.11 | 0.00 | 0.00 | 0.00 | 0.00 | 0.00 | 0.00 | 0.00 | 0.00 | \$1,683,089,045.81 |
| 102 HRA Walker Contribution | \$46,851,082.83 | 23,000.50 | 0.00 | 0.00 | 0.00 | 0.00 | 0.00 | 0.00 | 0.00 | 0.00 | 0.00 | 0.00 | 0.00 | \$46,874,103.33 |
| 110 Investment Income | (514,307.43) | 0.00 | 0.00 | 0.00 | 0.00 | 0.00 | 0.00 | 0.00 | 0.00 | 0.00 | 0.00 | 0.00 | 0.00 | (514,307.43) |
| 130 Dues Refunds Scripts | \$0.00 | 0.00 | 0.00 | 0.00 | 0.00 | 0.00 | 0.00 | 0.00 | 0.00 | 0.00 | 0.00 | 0.00 | 0.00 | \$0.00 |
| 121 Drug Refunds CVS | \$66,772,188.64 | 46,018,808.16 | 0.00 | 0.00 | 46,125,558.34 | 0.00 | 0.00 | 7,104,247.94 | 0.00 | 816,405.37 | 0.00 | 0.00 | 0.00 | \$108,787,214.45 |
| 130 TRANSFERS (2020 OTHER PLAN YEARS) | \$0.00 | 0.00 | 0.00 | 0.00 | 0.00 | 0.00 | 0.00 | 0.00 | 0.00 | 0.00 | 0.00 | 0.00 | 0.00 | \$0.00 |
| 201 Medical Claims Humana | (52,276,305.23) | 0.00 | 0.00 | 0.00 | 0.00 | 0.00 | 0.00 | 0.00 | 0.00 | 0.00 | 0.00 | 0.00 | 0.00 | (52,276,305.23) |
| 202 Humana Admins Fees | \$0.00 | 0.00 | 0.00 | 0.00 | 0.00 | 0.00 | 0.00 | 0.00 | 0.00 | 0.00 | 0.00 | 0.00 | 0.00 | \$0.00 |
| 203 HRA Select Claims Humana | \$0.00 | 0.00 | 0.00 | 0.00 | 0.00 | 0.00 | 0.00 | 0.00 | 0.00 | 0.00 | 0.00 | 0.00 | 0.00 | \$0.00 |
| 204 HRA Walker Claims Humana | \$0.00 | 0.00 | 0.00 | 0.00 | 0.00 | 0.00 | 0.00 | 0.00 | 0.00 | 0.00 | 0.00 | 0.00 | 0.00 | \$0.00 |
| 210 Medical Claims Anthem | (51,059,040,291.09) | (97,280,846.92) | (41,144,343.36) | (15,501,921.98) | (10,395,584.37) | (7,317,876.44) | (3,812,620.78) | (1,996,891.44) | (1,436,183.16) | (3,739,126.70) | (1,891,369.00) | (1,374,734.50) | (671,980.65) | (51,246,533,760.39) |
| 211 HRA Embedded Claims Wage Works | (52,511,047.58) | (1,805,940.77) | (232,355.63) | (232,760.55) | (96,072.56) | (2,137.93) | 497.54 | 141.59 | 40.68 | (500.00) | 306.99 | 843.27 | 1,085.81 | (54,308,089.14) |
| 214 HRA Walker Claims Wage Works | (54,074,186.17) | (1,447,378.60) | (147,689.24) | (160,637.49) | (74,930.27) | (187.14) | 1,457.31 | (24,793.24) | 1,245.26 | 30.00 | 418.85 | 1,430.08 | 1,704.89 | (55,933,148.37) |
| 215 Anthem Admins | (540,921,381.65) | (7,797.91) | 892,208.91 | (9.54) | (21.01) | 0.00 | 0.00 | 869,490.96 | 0.00 | 0.00 | 0.00 | 0.00 | 0.00 | (539,167,491.13) |
| 216 Wage Works Admins | (51,244,538.15) | (6,000.00) | 0.00 | 0.00 | 0.00 | 0.00 | 2,480.01 | 0.00 | 0.00 | 0.00 | 0.00 | 0.00 | 0.00 | (53,724,538.15) |
| 217 MDX Medical Admins Compens | (979,024.00) | (88,184.00) | 0.00 | 0.00 | 0.00 | 0.00 | 0.00 | 0.00 | 0.00 | 0.00 | 0.00 | 0.00 | 0.00 | (1,067,208.00) |
| 218 Reprints - BH Services | (580,662.48) | (16,854.80) | 0.00 | 0.00 | 1,894.05 | 0.00 | 0.00 | 0.00 | 0.00 | 0.00 | 0.00 | 0.00 | 0.00 | (607,516.23) |
| 219 Dependent Eligibility Audit | \$0.00 | 0.00 | 0.00 | 0.00 | 0.00 | 0.00 | 0.00 | 0.00 | 0.00 | 0.00 | 0.00 | 0.00 | 0.00 | \$0.00 |
| 220 Printing & Postage | (58,689,941.92) | (84,016.63) | (438.60) | 0.00 | 0.00 | 0.00 | 81,800.28 | 0.00 | 0.00 | 0.00 | 0.00 | 0.00 | 0.00 | (59,440,596.87) |
| 221 WebMD Admin | (54,291,472.12) | (526,399.67) | (1,277,805.74) | 0.00 | 0.00 | 0.00 | 0.00 | 0.00 | 0.00 | 0.00 | 0.00 | 0.00 | 0.00 | (56,095,777.53) |
| 222 WebMD Claims | \$0.00 | 0.00 | 0.00 | 0.00 | 0.00 | 0.00 | 0.00 | 0.00 | 0.00 | 0.00 | 0.00 | 0.00 | 0.00 | \$0.00 |
| 301 Pharmacy Claims Express Scripts | \$0.00 | 0.00 | 0.00 | 0.00 | 0.00 | 0.00 | 0.00 | 0.00 | 0.00 | 0.00 | 0.00 | 0.00 | 0.00 | \$0.00 |
| 302 Express Scripts Admin Fees | \$0.00 | 0.00 | 0.00 | 0.00 | 0.00 | 0.00 | 0.00 | 0.00 | 0.00 | 0.00 | 0.00 | 0.00 | 0.00 | \$0.00 |
| 310 Pharmacy Claims-CVS | (542,074,831.25) | (11,244,825.99) | 114,884.23 | 22,785.17 | (54,591.53) | (6,632.09) | (10,599.87) | 2,984.00 | 0.00 | 1,010.83 | (235,311.14) | (1,682.16) | 13,898.33 | (553,474,915.29) |
| 311 CVS ADMIN | (59,232,027.64) | (545,994.49) | (741,863.92) | 0.00 | 0.00 | 0.00 | 1,939,576.93 | 0.00 | (778.14) | 0.00 | 0.00 | 0.00 | 0.00 | (59,568,287.28) |
| 500 TRANSFERS (20 OTHER PLAN YEARS) | \$0.00 | 0.00 | (57,207,825.25) | 57,207,825.25 | 0.00 | 0.00 | 0.00 | 0.00 | 0.00 | 0.00 | 0.00 | 0.00 | 0.00 | \$0.00 |
| 501 Operating Transfer Exp & Ad | \$10,218,898.52 | 0.00 | 0.00 | 0.00 | 0.00 | (647,646.00) | 22,031,745.03 | 0.00 | 0.00 | 0.00 | 0.00 | 0.00 | 0.00 | \$11,572,918.55 |
| 502 Transfer for Clinic Changing Services | (511,488.40) | (1,277.60) | (1,277.60) | 0.00 | 0.00 | 0.00 | 0.00 | 0.00 | 0.00 | 0.00 | 0.00 | 0.00 | 0.00 | (514,053.60) |
| 503 Voided/INSP/Cancelled Check Fees | (55.00) | 0.00 | (5.00) | 0.00 | 0.00 | 0.00 | 0.00 | 0.00 | 0.00 | 0.00 | 0.00 | 0.00 | 0.00 | (55.00) |
| Total Cash Transactions: | (515,674,622.23) | \$14,149,418.17 | (106,728,147.01) | \$41,164,700.76 | \$35,620,694.88 | (87,946,812.17) | \$20,226,337.25 | \$5,855,179.81 | (51,455,675.44) | (51,309,550.92) | (51,324,154.31) | (665,291.62) | (515,702,427.80) | |

Kentucky Employees' Health
 2nd Quarter, 2024
 Attachment B – Summary
 Page B-9

| | Plan Year 2021 | | | | | | | | | | | | Plan Year Transactions to Date | |
|---|----------------------|-----------------|-----------------|-------------------|-----------------|-----------------|--------------------|------------------|-------------------|------------------|-----------------|-------------------|--------------------------------|----------------------|
| | 2020 Balance Forward | Jan-2021 | Feb-2021 | Mar-2021 | Apr-2021 | May-2021 | Jun-2021 | Jul-2021 | Aug-2021 | Sep-2021 | Oct-2021 | Nov-2021 | | Dec-2021 |
| 101 PREMIUMS | \$0.00 | 63,472,181.10 | 199,062,563.42 | 84,384,195.59 | 139,269,584.57 | 198,884,311.62 | 54,802,544.13 | 219,796,010.23 | 78,164,712.48 | 137,307,409.50 | 135,869,871.61 | 137,882,096.82 | 131,531,026.85 | \$1,508,528,263.82 |
| 102 HRA WAIVER CONTRIBUTION | \$0.00 | 598,675.00 | 7,221,088.62 | 647,083.18 | 3,868,085.06 | 7,239,391.44 | 374,887.50 | 7,449,233.00 | 3,758,233.48 | 3,709,825.00 | 4,030,616.13 | 4,025,420.50 | 4,078,543.32 | \$46,893,882.83 |
| 110 Investment Income | \$0.00 | (1,212.74) | (6,813.22) | (54,578.20) | (18,990.84) | (21,598.00) | (19,832.91) | (18,159.68) | (33,138.94) | (11,493.28) | (11,851.21) | (11,127.84) | (12,235.54) | (818,307.48) |
| 120 DRUG REBATES-SCRIPTS | \$0.00 | 0.00 | 0.00 | 0.00 | 0.00 | 0.00 | 0.00 | 0.00 | 0.00 | 0.00 | 0.00 | 0.00 | 0.00 | \$0.00 |
| 121 DRUG REBATES- CVS | \$0.00 | 0.00 | 0.00 | 0.00 | 0.00 | 0.00 | 0.00 | 43,236,360.15 | 0.00 | 0.00 | 43,485,834.49 | 0.00 | 0.00 | \$44,722,394.64 |
| 130 TRANSFERS FROM OTHER PLAN YEARS | \$0.00 | 0.00 | 0.00 | 0.00 | 0.00 | 0.00 | 0.00 | 0.00 | 0.00 | 0.00 | 0.00 | 0.00 | 0.00 | \$0.00 |
| 201 MEDICAL CLAIMS HUMANA | \$0.00 | 0.00 | 0.00 | 0.00 | 0.00 | 0.00 | 0.00 | (2,701,305.37) | 0.00 | 0.00 | 0.00 | 0.00 | 0.00 | (82,376,895.13) |
| 202 HUMANA ADMIN FEES | \$0.00 | 0.00 | 0.00 | 0.00 | 0.00 | 0.00 | 0.00 | 0.00 | 0.00 | 0.00 | 0.00 | 0.00 | 0.00 | \$0.00 |
| 203 HRA EMBEDDED CLAIMS HUMANA | \$0.00 | 0.00 | 0.00 | 0.00 | 0.00 | 0.00 | 0.00 | 0.00 | 0.00 | 0.00 | 0.00 | 0.00 | 0.00 | \$0.00 |
| 204 HRA WAIVER CLAIMS HUMANA | \$0.00 | 0.00 | 0.00 | 0.00 | 0.00 | 0.00 | 0.00 | 0.00 | 0.00 | 0.00 | 0.00 | 0.00 | 0.00 | \$0.00 |
| 210 MEDICAL CLAIMS-ANTHEM | \$0.00 | (10,542,513.87) | (55,976,126.98) | (88,798,985.14) | (80,700,555.56) | (75,863,102.49) | (110,402,644.77) | (96,456,863.80) | (108,228,595.46) | (85,173,828.79) | (86,822,147.52) | (136,326,862.56) | (123,648,375.12) | (\$1,059,840,281.00) |
| 213 HRA EMBEDDED CLAIMS- WW | \$0.00 | (4,088,431.05) | (4,547,844.57) | (6,204,043.93) | (5,423,089.31) | (4,385,032.18) | (5,379,641.97) | (4,780,846.71) | (4,203,523.63) | (3,264,387.69) | (3,211,090.69) | (3,309,619.69) | (3,563,516.15) | (\$52,511,047.58) |
| 214 HRA WAIVER CLAIMS- WW | \$0.00 | (2,616,199.70) | (2,421,355.51) | (3,018,708.44) | (2,661,622.22) | (2,177,998.86) | (2,673,877.20) | (4,250,604.51) | (3,411,427.27) | (2,528,032.41) | (2,844,761.23) | (2,829,164.67) | (2,840,434.21) | (\$24,074,186.17) |
| 215 ANTHEM ADMIN | \$0.00 | (3,751,554.69) | (3,748,497.20) | (3,744,087.00) | (3,737,963.42) | (4,197,101.00) | (3,720,324.78) | (3,700,986.73) | (3,667,737.75) | (3,660,161.23) | (3,712,139.80) | (3,714,950.33) | (3,720,058.71) | (\$40,921,911.65) |
| 216 WAGE WORKS ADMIN | \$0.00 | 0.00 | (429,127.20) | (424,025.40) | (427,044.80) | (427,652.20) | (391,215.40) | (411,382.80) | (398,229.60) | (404,845.60) | (455,678.40) | (372,084.60) | (384,666.40) | (\$4,207,262.40) |
| 217 MDX MEDICAL ADMIN- COMPASS | \$0.00 | 0.00 | (103,847.20) | (103,607.40) | (108,238.55) | (105,619.20) | (104,170.80) | (104,861.10) | (105,302.30) | (105,656.70) | (105,274.55) | (1,200.00) | (211,813.13) | (\$1,200,538.35) |
| 218 Referral - BH Services | \$0.00 | 0.00 | (176,368.00) | (88,184.00) | (88,184.00) | (88,184.00) | (176,368.00) | (88,184.00) | (88,184.00) | (176,368.00) | (88,184.00) | (88,184.00) | (88,184.00) | (\$970,028.00) |
| 219 Dependent Eligibility Audit | \$0.00 | 0.00 | (1,035.00) | (95,470.20) | (10,110.80) | (4,301.00) | (4,788.60) | 1,835.80 | (11,219.40) | (5,652.48) | (9,089.60) | (11,026.20) | 0.00 | (\$40,842.48) |
| 220 Printing & Postage | \$0.00 | 0.00 | 0.00 | 0.00 | 0.00 | 0.00 | 0.00 | 0.00 | 0.00 | 0.00 | 0.00 | 0.00 | 0.00 | \$0.00 |
| 221 Waiver Admin | \$0.00 | 0.00 | 0.00 | 0.00 | 0.00 | (1,241,780.58) | (2,801,921.27) | (1,001,513.46) | (1,468,739.43) | (1,278,233.23) | (302,468.64) | (1,703,543.49) | (444,751.61) | (\$8,469,941.82) |
| 222 Waiver Claims | \$0.00 | 0.00 | 0.00 | 0.00 | 0.00 | (255,137.22) | 0.00 | (617,324.78) | 0.00 | (293,633.41) | 0.00 | (432,185.00) | (2,663,192.12) | (\$4,281,471.32) |
| 303 PHARMACY CLAIMS- ES | \$0.00 | 0.00 | 0.00 | 0.00 | 0.00 | 0.00 | 0.00 | 0.00 | 0.00 | 0.00 | 0.00 | 0.00 | 0.00 | \$0.00 |
| 302 EXPRESS SCRIPTS ADMIN FEES | \$0.00 | 0.00 | 0.00 | 0.00 | 0.00 | 0.00 | 0.00 | 0.00 | 0.00 | 0.00 | 0.00 | 0.00 | 0.00 | \$0.00 |
| 310 PHARMACY CLAIMS- CVS | \$0.00 | (29,674,047.77) | (41,590,191.23) | (40,393,682.44) | (42,710,975.99) | (42,622,063.37) | (48,756,666.60) | (46,038,836.24) | (46,257,158.95) | (48,089,988.08) | (47,292,986.66) | (37,530,925.41) | (46,097,306.51) | (\$542,074,831.20) |
| 311 CVS ADMIN | \$0.00 | (236,379.00) | (243,432.84) | (1,022,788.22) | (1,063,523.85) | (1,033,213.79) | (949,161.95) | (684,174.04) | (769,565.99) | (901,938.27) | (718,618.10) | (905,794.78) | (733,308.03) | (\$9,322,027.86) |
| 500 TRANSFERS TO OTHER PLAN YEARS | \$0.00 | 0.00 | 0.00 | 0.00 | 0.00 | 0.00 | 0.00 | 0.00 | 0.00 | 0.00 | 0.00 | 0.00 | 0.00 | \$0.00 |
| 501 OPERATING TRANSFER/DP & ADU | \$0.00 | (2,065,859.17) | (1,279.60) | 0.00 | (1,853,172.11) | 16,962,207.73 | (646,336.00) | 0.00 | (105,908.00) | 0.00 | (2,070,305.32) | 0.00 | 0.00 | \$10,238,800.52 |
| 502 Transfer for Clinic Cleaning Services | \$0.00 | 0.00 | 0.00 | 0.00 | 0.00 | (1,277.60) | (3,832.80) | 0.00 | 0.00 | (1,277.60) | 0.00 | (8,832.80) | 0.00 | (\$11,498.40) |
| 503 Voided/NEF/Cancelled Check Fees | \$0.00 | 0.00 | 0.00 | 0.00 | 0.00 | 0.00 | 0.00 | 0.00 | 0.00 | 0.00 | 0.00 | 0.00 | 0.00 | (\$5,300.00) |
| Total Cash Transactions: | \$0.00 | \$10,990,642.96 | \$97,029,629.09 | (\$58,908,195.26) | (\$66,801.83) | \$94,835,253.26 | (\$126,844,788.17) | \$110,128,964.09 | (\$84,815,474.54) | (\$4,876,200.27) | \$18,498,752.37 | (\$43,900,573.85) | (\$68,670,688.88) | (\$35,678,622.21) |

Kentucky Employees' Health
 2nd Quarter, 2024
 Attachment B – Summary
 Page B-11

| | | Plan Year 2022 | | | | | | | | | | | | |
|--------------------------|---------------------------------------|----------------------|------------------|-----------------|-----------------|-----------------|--------------|----------------|----------------|-----------------|----------------|--------------|--------------------------------|----------------------|
| | | 2022 Balance Forward | | | | | | | | | | | Plan Year Transactions to Date | |
| | | Jan-2023 | Feb-2023 | Mar-2023 | Apr-2023 | May-2023 | Jun-2023 | Jul-2023 | Aug-2023 | Sep-2023 | Oct-2023 | Nov-2023 | Dec-2023 | |
| 101 | Premiums | \$1,616,790,493.82 | 46,278.55 | 3,520.75 | 1,572.66 | 125.43 | 0.00 | 0.00 | 0.00 | 0.00 | 0.00 | 0.00 | 0.00 | \$1,682,653,810.02 |
| 102 | MRA Walker Contribution | \$43,231,713.88 | 0.00 | 0.00 | 0.00 | 0.00 | 0.00 | 0.00 | 0.00 | 0.00 | 0.00 | 0.00 | 0.00 | \$48,306,872.44 |
| 110 | Investment Income | \$6,074,734.14 | 0.00 | 1,448,687.99 | 0.00 | 0.00 | 0.00 | 0.00 | 0.00 | 0.00 | 0.00 | 0.00 | 0.00 | \$7,523,424.13 |
| 120 | Drug Rebates Escrows | \$0.00 | 0.00 | 0.00 | 0.00 | 0.00 | 0.00 | 0.00 | 0.00 | 0.00 | 0.00 | 0.00 | 0.00 | \$0.00 |
| 121 | Drug Rebates CVS | \$98,979,467.44 | 0.00 | 0.00 | 57,500,639.87 | 0.00 | 133,695.54 | 7,055,653.27 | 0.00 | 94,734.59 | 0.00 | 0.00 | 0.00 | \$220,911,274.82 |
| 130 | TRANSFERS FROM OTHER PLAN YEARS | \$0.00 | 0.00 | 0.00 | 0.00 | 0.00 | 0.00 | 0.00 | 0.00 | 0.00 | 0.00 | 0.00 | 0.00 | \$0.00 |
| 201 | Medical Claims Humana | \$0.00 | 0.00 | 0.00 | 0.00 | 0.00 | 0.00 | 0.00 | 0.00 | 0.00 | 0.00 | 0.00 | 0.00 | \$0.00 |
| 202 | Humana Admin Fees | \$0.00 | 0.00 | 0.00 | 0.00 | 0.00 | 0.00 | 0.00 | 0.00 | 0.00 | 0.00 | 0.00 | 0.00 | \$0.00 |
| 205 | MRA Select Claims Humana | \$0.00 | 0.00 | 0.00 | 0.00 | 0.00 | 0.00 | 0.00 | 0.00 | 0.00 | 0.00 | 0.00 | 0.00 | \$0.00 |
| 204 | MRA Walker Claims Humana | \$0.00 | 0.00 | 0.00 | 0.00 | 0.00 | 0.00 | 0.00 | 0.00 | 0.00 | 0.00 | 0.00 | 0.00 | \$0.00 |
| 210 | Medical Claims Anthem | \$5,063,635,594.85 | (14,616,710.72) | (11,486,681.99) | (6,520,377.46) | (6,193,553.58) | 290,093.17 | (981,733.48) | (3,134,973.34) | (1,902,964.14) | (230,358.43) | 227,290.56 | 0.00 | (\$1,335,727,770.62) |
| 211 | Contract Claims | \$0.00 | 0.00 | 0.00 | 0.00 | 0.00 | 0.00 | 0.00 | 0.00 | 0.00 | 0.00 | 0.00 | 0.00 | \$0.00 |
| 213 | MRA Embedded Claims Wage Works | (58,642,311.85) | (216,586.38) | (128,698.23) | (94,631.02) | 2,161.08 | 833.38 | 61.54 | 846.33 | 777.51 | 0.00 | 3,594.44 | 0.00 | (\$56,663,357.29) |
| 214 | MRA Walker Claims Wage Works | (53,610,847.11) | (1,272,755.16) | (303,292.75) | (84,637.60) | (1,087.36) | 795.51 | 250.00 | 240.07 | 255.38 | 890.11 | 2,145.68 | 0.00 | (\$53,207,938.19) |
| 215 | Anthem Admin | (4,963.18) | (111.55) | 882,276.15 | 42.74 | 0.00 | 0.00 | 0.00 | 0.00 | 0.00 | 0.00 | 0.00 | 0.00 | (\$4,080,874.97) |
| 216 | Wage Works Admin | (44,117.80) | (5,563.60) | (5,436.40) | (5,423.60) | 11,310.05 | 0.00 | 0.00 | 0.00 | 0.00 | 0.00 | 0.00 | 0.00 | (\$59,450,240.40) |
| 217 | MRI Medical Admin Compass | (5,130,791.20) | 0.00 | 13,662.64 | 0.00 | 0.00 | 0.00 | 0.00 | 0.00 | 0.00 | 0.00 | 0.00 | 0.00 | (\$5,117,128.56) |
| 218 | Rethink - BH Services | (5,867,240.00) | 0.00 | 0.00 | 0.00 | 0.00 | 0.00 | 0.00 | 0.00 | 0.00 | 0.00 | 0.00 | 0.00 | (\$5,867,240.00) |
| 219 | Dependent Eligibility Audit | (5,167,118.00) | 2,188.45 | 0.00 | 0.00 | 0.00 | 0.00 | 0.00 | 0.00 | 0.00 | 0.00 | 0.00 | 0.00 | (\$5,164,929.55) |
| 220 | Printing & Postage | \$0.00 | 0.00 | 0.00 | 0.00 | 0.00 | 0.00 | 0.00 | 0.00 | 0.00 | 0.00 | 0.00 | 0.00 | \$0.00 |
| 221 | WebMD Admin | (5,218,401.95) | (157,611.90) | (78,379.24) | 0.00 | 0.00 | 79,412.98 | 0.00 | 0.00 | 0.00 | 0.00 | 0.00 | 0.00 | (\$5,476,494.13) |
| 222 | WebMD Claims | (5,320,225.00) | (1,432,380.00) | 0.00 | 0.00 | 0.00 | 0.00 | 0.00 | 0.00 | 0.00 | 0.00 | 0.00 | 0.00 | (\$6,752,605.00) |
| 223 | Cashlight Admin | \$0.00 | 0.00 | 0.00 | 0.00 | 0.00 | 0.00 | 0.00 | 0.00 | 0.00 | 0.00 | 0.00 | 0.00 | \$0.00 |
| 224 | Cashlight Rewards | \$0.00 | 0.00 | 0.00 | 0.00 | 0.00 | 0.00 | 0.00 | 0.00 | 0.00 | 0.00 | 0.00 | 0.00 | \$0.00 |
| 301 | Pharmacy Claims Express Scripts | \$0.00 | 0.00 | 0.00 | 0.00 | 0.00 | 0.00 | 0.00 | 0.00 | 0.00 | 0.00 | 0.00 | 0.00 | \$0.00 |
| 302 | Express Scripts Admin Fees | \$0.00 | 0.00 | 0.00 | 0.00 | 0.00 | 0.00 | 0.00 | 0.00 | 0.00 | 0.00 | 0.00 | 0.00 | \$0.00 |
| 310 | Pharmacy Claims-CVS | (5,563,971,490.89) | (10,812,463.38) | 1,155,002.81 | (234,651.74) | (80,969.43) | (71,205.91) | (183,319.48) | (2,844,928.44) | (754,878.91) | (13,719.80) | 645,136.52 | 283,973.62 | (\$579,295,552.90) |
| 311 | CVS ADMIN | (513,707,707.04) | (516,473.89) | (987,772.97) | 0.00 | 0.00 | 0.00 | 0.00 | 0.00 | 0.00 | 0.00 | 0.00 | 0.00 | (\$515,205,743.92) |
| 312 | Pharmacy claims monitoring/audit | \$0.00 | 0.00 | 0.00 | 0.00 | 0.00 | 0.00 | 0.00 | 0.00 | 0.00 | 0.00 | 0.00 | 0.00 | \$0.00 |
| 500 | TRANSFERS TO OTHER PLAN YEAR(S) | \$0.00 | 0.00 | 0.00 | 0.00 | 0.00 | 0.00 | 0.00 | 0.00 | 0.00 | 0.00 | 0.00 | 0.00 | \$0.00 |
| 501 | Operating Transfer Exp & Adj | (58,009,837.96) | 0.00 | 0.00 | 0.00 | 0.00 | 0.00 | 0.00 | 0.00 | 0.00 | 0.00 | 0.00 | 0.00 | (\$58,009,837.96) |
| 502 | Transfer for Clinic Cleaning Services | (513,524.77) | 0.00 | 0.00 | 0.00 | 0.00 | 0.00 | 0.00 | 0.00 | 0.00 | 0.00 | 0.00 | 0.00 | (\$513,524.77) |
| 509 | Voided/NEF/Conciled Check Fees | (55.00) | 0.00 | 0.00 | 0.00 | 0.00 | 0.00 | 0.00 | 0.00 | 0.00 | 0.00 | 0.00 | 0.00 | (\$55.00) |
| Total Cash Transactions: | | (3,616,598.91) | (526,931,021.43) | (5,960,013.68) | \$50,270,599.34 | (54,187,400.81) | \$354,148.09 | \$6,106,653.87 | (8,433,813.54) | (52,088,620.02) | (5,911,645.35) | \$435,857.15 | \$517,004.31 | (\$14,249,701.84) |

Kentucky Employees' Health
 2nd Quarter, 2024
 Attachment B – Summary
 Page B-12

| | | Plan Year 2022 | | | | | | | | | | | | Plan Year Transactions to Date | |
|--------------------------|---------------------------------------|----------------|-----------------|-----------------|-----------------|-----------------|-----------------|-----------------|-----------------|------------------|------------------|------------------|------------------|--------------------------------|----------------------|
| 2021 Balance Forward | | Jan-2022 | Feb-2022 | Mar-2022 | Apr-2022 | May-2022 | Jun-2022 | Jul-2022 | Aug-2022 | Sep-2022 | Oct-2022 | Nov-2022 | Dec-2022 | | |
| 101 | Premiums | \$113.30 | 67,641,963.13 | 140,695,474.59 | 144,216,616.57 | 136,399,661.68 | 143,282,296.73 | 154,022,289.53 | 156,883,643.66 | 142,320,420.29 | 78,855,832.79 | 199,106,722.14 | 80,461,385.69 | 139,249,961.92 | \$1,016,796,993.52 |
| 102 | HRA Waiver Contribution | \$0.00 | 3,992,427.02 | 4,031,555.81 | 618,100.00 | 7,496,151.35 | 4,081,823.00 | 614,775.00 | 7,445,550.00 | 3,919,296.00 | 3,871,754.65 | 4,217,889.56 | 637,700.00 | 4,299,251.50 | \$48,221,713.89 |
| 110 | Investment Income | \$0.00 | 0.00 | 4,312.57 | 28,034.20 | 101,384.78 | 196,944.21 | 272,513.50 | 606,994.71 | 781,091.02 | 832,333.84 | 949,716.07 | 1,080,939.32 | 1,222,107.66 | \$6,074,796.14 |
| 120 | Drug Rebates Scripts | \$0.00 | 0.00 | 0.00 | 0.00 | 0.00 | 0.00 | 0.00 | 0.00 | 0.00 | 0.00 | 0.00 | 0.00 | 0.00 | \$0.00 |
| 121 | Drug Rebates CVS | \$0.00 | 0.00 | 0.00 | 0.00 | 0.00 | 0.00 | 0.00 | 46,895,187.06 | 0.00 | 0.00 | 51,280,270.76 | 0.00 | 0.00 | \$98,871,657.84 |
| 130 | TRANSFERS FROM OTHER PLAN YEARS | \$0.00 | 0.00 | 0.00 | 0.00 | 0.00 | 0.00 | 0.00 | 0.00 | 0.00 | 0.00 | 0.00 | 0.00 | 0.00 | \$0.00 |
| 205 | Medical Claims Humana | \$0.00 | 0.00 | 0.00 | 0.00 | 0.00 | 0.00 | 0.00 | 0.00 | 0.00 | 0.00 | 0.00 | 0.00 | 0.00 | \$0.00 |
| 202 | Humana Admin Fees | \$0.00 | 0.00 | 0.00 | 0.00 | 0.00 | 0.00 | 0.00 | 0.00 | 0.00 | 0.00 | 0.00 | 0.00 | 0.00 | \$0.00 |
| 203 | HRA Select Claims Humana | \$0.00 | 0.00 | 0.00 | 0.00 | 0.00 | 0.00 | 0.00 | 0.00 | 0.00 | 0.00 | 0.00 | 0.00 | 0.00 | \$0.00 |
| 204 | HRA Waiver Claims Humana | \$0.00 | 0.00 | 0.00 | 0.00 | 0.00 | 0.00 | 0.00 | 0.00 | 0.00 | 0.00 | 0.00 | 0.00 | 0.00 | \$0.00 |
| 210 | Medical Claims Anthem | \$0.00 | (6,034,225.00) | (53,223,594.81) | (64,471,613.91) | (67,734,376.56) | (95,210,655.71) | (77,658,101.90) | (88,133,252.04) | (153,422,584.73) | (112,779,854.60) | (125,338,381.32) | (109,582,084.66) | (110,096,869.55) | (\$1,063,035,584.45) |
| 213 | HRA Embedded Claims Wage Works | \$0.00 | (4,389,684.93) | (4,924,851.82) | (7,152,712.14) | (5,280,946.53) | (4,984,101.67) | (5,052,098.59) | (4,981,293.33) | (4,751,007.90) | (3,333,359.73) | (3,178,691.21) | (3,472,546.61) | (3,674,017.74) | (\$54,641,311.15) |
| 214 | HRA Waiver Claims Wage Works | \$0.00 | (2,651,175.77) | (2,442,950.88) | (3,248,009.90) | (2,379,205.48) | (2,158,175.19) | (2,388,754.73) | (4,188,925.99) | (3,777,795.74) | (2,511,278.76) | (2,526,175.30) | (2,787,426.80) | (2,985,012.57) | (\$19,610,887.11) |
| 215 | Anthem Admin | \$0.00 | (3,703,895.00) | (3,702,075.40) | (3,703,606.90) | (3,703,373.94) | (3,691,991.60) | (3,681,707.58) | (3,659,390.08) | (3,635,937.33) | (3,605,789.63) | (3,668,344.20) | (3,672,115.80) | (3,682,425.57) | (\$44,130,819.82) |
| 216 | Wage Works Admin | \$0.00 | 0.00 | (441,926.60) | (472,624.60) | (377,411.40) | (388,393.00) | (392,471.20) | (395,267.60) | (398,888.80) | (451,806.40) | (365,663.60) | (538,684.80) | (445,272.80) | (\$4,666,510.80) |
| 217 | MMX Medical Admins Compass | \$0.00 | (102,641.25) | 0.00 | (112,149.10) | 0.00 | (102,489.60) | (208,963.20) | (101,393.80) | 0.00 | (257,586.85) | (10,500.00) | (101,567.35) | (233,500.05) | (\$1,390,791.20) |
| 218 | Rebunk - BN Services | \$0.00 | (88,184.00) | (88,184.00) | (88,184.00) | (88,184.00) | (88,184.00) | 0.00 | 0.00 | (85,264.00) | (85,264.00) | (85,264.00) | 0.00 | (170,528.00) | (\$887,240.00) |
| 219 | Dependent Eligibility Audit | \$0.00 | 0.00 | (4,981.80) | (5,340.60) | (6,782.00) | (3,624.80) | (5,188.80) | (2,002.38) | (34,540.02) | (54,063.80) | 0.00 | 0.00 | (50,613.80) | (\$167,118.00) |
| 220 | Printing & Postage | \$0.00 | 0.00 | 0.00 | 0.00 | 0.00 | 0.00 | 0.00 | 0.00 | 0.00 | 0.00 | 0.00 | 0.00 | 0.00 | \$0.00 |
| 221 | WebMD Admin | \$0.00 | 0.00 | (259,353.21) | (363,937.88) | (601,747.58) | (1,126,984.48) | (2,450,971.82) | (930,692.98) | (803,368.04) | (263,311.78) | (688,516.99) | (258,497.98) | (469,019.30) | (\$8,218,401.95) |
| 222 | WebMD Claims | \$0.00 | 0.00 | 0.00 | 0.00 | (147,185.00) | 0.00 | (709,820.00) | 0.00 | (559,540.00) | (161,630.00) | (131,085.00) | 0.00 | (740,985.00) | (\$2,320,225.00) |
| 302 | Pharmacy Claims Express Scripts | \$0.00 | 0.00 | 0.00 | 0.00 | 0.00 | 0.00 | 0.00 | 0.00 | 0.00 | 0.00 | 0.00 | 0.00 | 0.00 | \$0.00 |
| 302 | Express Scripts Admin Fees | \$0.00 | 0.00 | 0.00 | 0.00 | 0.00 | 0.00 | 0.00 | 0.00 | 0.00 | 0.00 | 0.00 | 0.00 | 0.00 | \$0.00 |
| 310 | Pharmacy Claims-CVS | \$0.00 | (30,390,219.10) | (44,756,607.20) | (41,864,042.17) | (46,339,504.42) | (45,995,968.19) | (51,009,432.89) | (47,119,679.79) | (50,367,413.51) | (52,760,372.70) | (48,147,446.73) | (41,506,233.68) | (68,034,870.51) | (\$568,971,680.89) |
| 311 | CVS ADMIN | \$0.00 | (170,331.00) | (430,417.84) | (665,397.25) | (259,795.00) | (2,215,863.95) | (3,039,106.65) | (1,373,689.13) | (733,956.41) | (1,315,230.92) | (806,838.52) | (414,898.00) | (2,281,842.37) | (\$13,707,707.04) |
| 500 | TRANSFERS TO OTHER PLAN YEARS | \$0.00 | 0.00 | 0.00 | 0.00 | 0.00 | 0.00 | 0.00 | 0.00 | 0.00 | 0.00 | 0.00 | 0.00 | 0.00 | \$0.00 |
| 501 | Operating Transfer Exp & Adj | \$0.00 | (2,070,305.32) | 0.00 | 325,544.02 | 0.00 | (1,870,305.32) | (185,159.49) | (2,150,512.88) | 0.00 | 72,863.11 | (2,131,117.10) | 0.00 | 0.00 | (\$8,009,632.98) |
| 502 | Treasury for Clinic Cleaning Services | \$0.00 | 0.00 | 0.00 | (2,161.74) | (1,080.67) | (1,285.27) | (1,285.27) | (1,285.27) | (1,285.27) | 0.00 | (2,370.54) | (1,285.27) | (1,285.27) | (\$13,504.77) |
| 503 | Voided/NSF/Cancelled Check Fees | \$0.00 | 0.00 | 0.00 | 0.00 | 0.00 | (5.00) | 0.00 | 0.00 | 0.00 | 0.00 | 0.00 | 0.00 | 0.00 | (\$5.00) |
| Total Cash Transactions: | | \$113.30 | \$22,048,922.78 | \$34,256,899.50 | \$17,038,712.60 | \$16,977,625.83 | \$10,256,963.84 | \$38,426,415.91 | \$36,383,950.18 | \$70,534,352.64 | \$93,909,744.78 | \$48,371,724.82 | \$40,115,315.74 | \$48,108,325.18 | (\$36,807,548.44) |

Kentucky Employees' Health Plan – Status Report
 2nd Quarter, 2024
 Attachment B – Summary
 Page B-14

| | | Plan Year 2023 | | | | | | | | | | | | |
|--------------------------|---------------------------------------|----------------------|--------------------|-------------------|------------------|-------------------|----------------|----------------|----------|----------|----------|----------|--------------------------------|----------------------|
| | | 2023 Balance Forward | | | | | | | | | | | Plan Year Transactions to Date | |
| | | Jan-2024 | Feb-2024 | Mar-2024 | Apr-2024 | May-2024 | Jun-2024 | Jul-2024 | Aug-2024 | Sep-2024 | Oct-2024 | Nov-2024 | Dec-2024 | |
| 301 | Premiums | \$1,821,653,041.83 | 11,994,231.04 | 37,589.96 | 2,111.78 | 0.00 | 0.00 | 0.00 | 0.00 | 0.00 | 0.00 | 0.00 | 0.00 | \$1,830,827,294.61 |
| 302 | HRA Waiver Contribution | \$58,855,851.48 | 56,982.50 | 0.00 | 0.00 | 0.00 | 0.00 | 0.00 | 0.00 | 0.00 | 0.00 | 0.00 | 0.00 | \$59,282,413.99 |
| 310 | Investment Income | \$16,094,054.92 | 0.00 | 0.00 | 0.00 | 0.00 | 0.00 | 0.00 | 0.00 | 0.00 | 0.00 | 0.00 | 0.00 | \$16,094,054.92 |
| 320 | Drug Rebates Scripts | \$0.00 | 0.00 | 0.00 | 0.00 | 0.00 | 0.00 | 0.00 | 0.00 | 0.00 | 0.00 | 0.00 | 0.00 | \$0.00 |
| 321 | Drug Rebates CVS | \$329,316,712.78 | 69,794,333.60 | 0.00 | 70,154,569.59 | 0.00 | 0.00 | 0.00 | 0.00 | 0.00 | 0.00 | 0.00 | 0.00 | \$469,265,615.97 |
| 198 | TRANSFERS FROM OTHER PLAN YEAR(S) | \$0.00 | 0.00 | 0.00 | 0.00 | 0.00 | 0.00 | 0.00 | 0.00 | 0.00 | 0.00 | 0.00 | 0.00 | \$0.00 |
| 201 | Medical Claims Humana | \$0.00 | 0.00 | 0.00 | 0.00 | 0.00 | 0.00 | 0.00 | 0.00 | 0.00 | 0.00 | 0.00 | 0.00 | \$0.00 |
| 202 | Humana Admin Fees | \$0.00 | 0.00 | 0.00 | 0.00 | 0.00 | 0.00 | 0.00 | 0.00 | 0.00 | 0.00 | 0.00 | 0.00 | \$0.00 |
| 203 | HRA Select Claims Humana | \$0.00 | 0.00 | 0.00 | 0.00 | 0.00 | 0.00 | 0.00 | 0.00 | 0.00 | 0.00 | 0.00 | 0.00 | \$0.00 |
| 204 | HRA Waiver Claims Humana | \$0.00 | 0.00 | 0.00 | 0.00 | 0.00 | 0.00 | 0.00 | 0.00 | 0.00 | 0.00 | 0.00 | 0.00 | \$0.00 |
| 210 | Medical Claims Anthem | \$1,144,609,896.46 | (1,081,795,313.91) | (26,550,409.78) | (6,802,813.07) | (8,515,715.15) | (1,418,771.48) | (9,976.49) | 0.00 | 0.00 | 0.00 | 0.00 | 0.00 | (\$1,287,016,896.53) |
| 211 | Carum Claims | \$0.00 | 0.00 | 0.00 | 0.00 | 0.00 | 0.00 | 0.00 | 0.00 | 0.00 | 0.00 | 0.00 | 0.00 | \$0.00 |
| 212 | HRA Embedded Claims Wage Works | \$55,899,665.79 | (1,830,068.60) | (30,695.14) | (193,170.45) | (220,709.86) | (1,052.83) | (780.65) | 0.00 | 0.00 | 0.00 | 0.00 | 0.00 | (\$58,086,044.53) |
| 214 | HRA Waiver Claims Wage Works | \$54,519,812.37 | (1,418,429.41) | (282,071.93) | (187,628.84) | (73,117.71) | 590.28 | (66.42) | 0.00 | 0.00 | 0.00 | 0.00 | 0.00 | (\$56,400,434.44) |
| 215 | Anthem Admin | \$47,140,051.17 | (4,922.14) | (114.46) | 689,650.83 | (3,817,789.50) | 3,817,789.50 | 0.00 | 0.00 | 0.00 | 0.00 | 0.00 | 0.00 | (\$46,675,837.14) |
| 216 | Wage Works Admin | \$4,719,011.90 | (485,828.30) | 40,303.20 | (4,687.20) | (4,676.00) | 0.00 | 0.00 | 0.00 | 0.00 | 0.00 | 0.00 | 0.00 | (\$4,773,897.29) |
| 217 | MIDX Medical Admin Compas | \$1,576,028.70 | 0.00 | 0.00 | 13,713.41 | (1,500.00) | 0.00 | 0.00 | 0.00 | 0.00 | 0.00 | 0.00 | 0.00 | (\$1,562,315.29) |
| 218 | Rethink - BH Services | \$937,804.00 | 0.00 | 0.00 | 0.00 | 0.00 | 0.00 | 0.00 | 0.00 | 0.00 | 0.00 | 0.00 | 0.00 | (\$937,804.00) |
| 219 | Dependent Eligibility Audit | \$90,587.80 | (8,855.00) | 0.00 | 0.00 | 0.00 | 0.00 | 0.00 | 0.00 | 0.00 | 0.00 | 0.00 | 0.00 | (\$81,732.80) |
| 220 | Printing & Postage | \$0.00 | 0.00 | 0.00 | 0.00 | 0.00 | 0.00 | 0.00 | 0.00 | 0.00 | 0.00 | 0.00 | 0.00 | \$0.00 |
| 221 | WebMD Admin | \$7,556,159.83 | (396,081.75) | (94.13) | (3,021.80) | 0.00 | 0.00 | 22,272.00 | 0.00 | 0.00 | 0.00 | 0.00 | 0.00 | (\$7,173,085.63) |
| 222 | WebMD Claims | \$384,604.00 | 0.00 | (830,869.00) | 0.00 | 0.00 | 0.00 | 1,732,474.23 | 0.00 | 0.00 | 0.00 | 0.00 | 0.00 | \$57,801.23 |
| 223 | Cardlight Admin | \$433,833.94 | 0.00 | (416,666.67) | 0.00 | 0.00 | 0.00 | 0.00 | 0.00 | 0.00 | 0.00 | 0.00 | 0.00 | (\$17,166.73) |
| 224 | Cardlight Reverts | \$0.00 | 0.00 | 0.00 | 0.00 | 0.00 | 0.00 | 0.00 | 0.00 | 0.00 | 0.00 | 0.00 | 0.00 | \$0.00 |
| 301 | Pharmacy Claims Express Scripts | \$0.00 | 0.00 | 0.00 | 0.00 | 0.00 | 0.00 | 0.00 | 0.00 | 0.00 | 0.00 | 0.00 | 0.00 | \$0.00 |
| 302 | Express Scripts Admin Fees | \$0.00 | 0.00 | 0.00 | 0.00 | 0.00 | 0.00 | 0.00 | 0.00 | 0.00 | 0.00 | 0.00 | 0.00 | \$0.00 |
| 310 | Pharmacy Claims-CYS | \$494,571,855.83 | (31,369,923.22) | (194,730.76) | (38,944.83) | (32,199.78) | (28,632.80) | 11,324.87 | 0.00 | 0.00 | 0.00 | 0.00 | 0.00 | (\$775,591,961.13) |
| 311 | CYS ADMIN | \$15,598,111.17 | (2,100,884.33) | (84,781.17) | 0.00 | 0.00 | 0.00 | 0.00 | 0.00 | 0.00 | 0.00 | 0.00 | 0.00 | (\$15,598,666.67) |
| 312 | Pharmacy claims monitoring/audit | \$76,049.71 | 0.00 | (339,980.71) | 0.00 | 0.00 | 0.00 | 0.00 | 0.00 | 0.00 | 0.00 | 0.00 | 0.00 | (\$263,931.00) |
| 360 | TRANSFERS TO OTHER PLAN YEAR(S) | \$0.00 | 0.00 | 0.00 | 0.00 | 0.00 | 0.00 | 0.00 | 0.00 | 0.00 | 0.00 | 0.00 | 0.00 | \$0.00 |
| 391 | Operating Transfer Exp B Adj | \$9,390,878.06 | 2,025.91 | 155.46 | 0.00 | 0.00 | 0.00 | 0.00 | 0.00 | 0.00 | 0.00 | 0.00 | 0.00 | (\$9,392,999.43) |
| 392 | Transfer for Clinic Cleaning Services | \$11,086.99 | (2,432.16) | 0.00 | 0.00 | 0.00 | 0.00 | 0.00 | 0.00 | 0.00 | 0.00 | 0.00 | 0.00 | (\$8,654.83) |
| 393 | Voided/NSF/Cancelled Check Fees | \$0.00 | 0.00 | 0.00 | 0.00 | 0.00 | 0.00 | 0.00 | 0.00 | 0.00 | 0.00 | 0.00 | 0.00 | \$0.00 |
| Total Cash Transactions: | | \$1,325,258.00 | (\$44,643,166.17) | (\$29,875,597.13) | (\$4,464,890.41) | (\$57,588,842.09) | \$2,152,913.96 | \$1,775,247.54 | \$0.00 | \$0.00 | \$0.00 | \$0.00 | \$0.00 | (\$40,591,271.72) |

Kentucky Employees' Health Plan – Status Report
 2nd Quarter, 2024
 Attachment B – Summary
 Page B-15

| | | Plan Year 2023 | | | | | | | | | | | | Plan Year Transactions to Date | |
|--------------------------|---------------------------------------|----------------------|-----------------|-----------------|-----------------|-----------------|--------------------|-----------------|-----------------|-------------------|-------------------|------------------|-------------------|--------------------------------|----------------------|
| | | 2023 Balance Forward | Jan-2023 | Feb-2023 | Mar-2023 | Apr-2023 | May-2023 | Jun-2023 | Jul-2023 | Aug-2023 | Sep-2023 | Oct-2023 | Nov-2023 | Dec-2023 | |
| 201 | Premiums | \$0.00 | 138,000,732.81 | 150,042,477.06 | 158,470,254.49 | 148,750,644.52 | 84,310,116.60 | 279,125,669.48 | 146,594,166.06 | 150,985,350.15 | 148,435,582.12 | 155,515,318.65 | 152,902,804.21 | 157,159,935.47 | \$1,824,953,041.85 |
| 202 | HRA Withdraw Contribution | \$0.00 | 4,160,925.48 | 4,214,680.68 | 4,287,556.56 | 4,286,020.52 | 658,412.50 | 7,935,940.34 | 4,391,600.00 | 4,103,229.00 | 4,067,963.12 | 4,348,962.00 | 4,092,728.79 | 4,457,632.50 | \$59,835,483.49 |
| 210 | Investment Income | \$0.00 | 1,237,597.97 | 1,322,108.55 | 0.00 | 1,383,347.40 | 1,518,234.84 | 1,651,673.24 | 1,479,620.64 | 1,837,713.42 | 1,564,325.55 | 1,741,815.34 | 1,492,759.20 | 1,429,458.67 | \$16,004,654.92 |
| 220 | Drug Rebates Escrow | \$0.00 | 0.00 | 0.00 | 0.00 | 0.00 | 0.00 | 0.00 | 0.00 | 0.00 | 0.00 | 0.00 | 0.00 | 0.00 | \$0.00 |
| 221 | Drug Rebates CVS | \$0.00 | 0.00 | 0.00 | 0.00 | 0.00 | 0.00 | 0.00 | 57,552,152.14 | 0.00 | 0.00 | 64,820,169.76 | 0.00 | 944,390.88 | \$129,316,712.78 |
| 230 | TRANSFERS FROM OTHER PLAN YEAR(S) | \$0.00 | 0.00 | 0.00 | 0.00 | 0.00 | 0.00 | 0.00 | 0.00 | 0.00 | 0.00 | 0.00 | 0.00 | 0.00 | \$0.00 |
| 201 | Medical Claims Humana | \$0.00 | 0.00 | 0.00 | 0.00 | 0.00 | 0.00 | 0.00 | 0.00 | 0.00 | 0.00 | 0.00 | 0.00 | 0.00 | \$0.00 |
| 202 | Humans Admin Fees | \$0.00 | 0.00 | 0.00 | 0.00 | 0.00 | 0.00 | 0.00 | 0.00 | 0.00 | 0.00 | 0.00 | 0.00 | 0.00 | \$0.00 |
| 203 | HRA Select Claims Humana | \$0.00 | 0.00 | 0.00 | 0.00 | 0.00 | 0.00 | 0.00 | 0.00 | 0.00 | 0.00 | 0.00 | 0.00 | 0.00 | \$0.00 |
| 204 | HRA Withdraw Claims Humana | \$0.00 | 0.00 | 0.00 | 0.00 | 0.00 | 0.00 | 0.00 | 0.00 | 0.00 | 0.00 | 0.00 | 0.00 | 0.00 | \$0.00 |
| 205 | Medical Claims Anthem | \$0.00 | (16,060,089.13) | (61,366,099.44) | (84,064,234.03) | (86,523,100.10) | (118,109,447.74) | (83,225,152.19) | (94,450,684.55) | (131,701,133.33) | (98,143,675.40) | (140,073,698.32) | (114,987,617.73) | (115,860,974.70) | (\$1,344,699,836.08) |
| 213 | Curium Claims | \$0.00 | 0.00 | 0.00 | 0.00 | 0.00 | 0.00 | 0.00 | 0.00 | 0.00 | 0.00 | 0.00 | 0.00 | 0.00 | \$0.00 |
| 214 | HRA Embedded Claims Wage Works | \$0.00 | (5,220,173.61) | (5,744,281.44) | (6,406,343.29) | (5,381,892.11) | (5,249,865.13) | (6,244,693.30) | (4,152,167.40) | (4,263,411.54) | (3,274,182.46) | (3,297,347.74) | (3,301,577.70) | (4,243,830.07) | (\$55,899,545.74) |
| 215 | HRA Withdraw Claims Wage Works | \$0.00 | (3,134,549.53) | (2,711,643.38) | (2,891,775.31) | (2,334,272.74) | (2,237,334.99) | (2,402,222.68) | (4,086,524.04) | (3,564,326.06) | (2,545,643.22) | (2,675,439.49) | (2,581,710.52) | (3,494,910.41) | (\$38,519,812.17) |
| 216 | Anthem Admin | \$0.00 | (3,721,661.10) | (3,728,304.45) | (3,726,661.54) | (3,726,327.87) | (3,724,641.48) | (4,553,084.08) | (3,707,271.45) | (4,100,240.07) | (4,088,823.95) | (4,147,357.02) | (4,183,077.36) | (3,752,205.80) | (\$47,140,051.17) |
| 217 | MDX Medical Admin Compass | \$0.00 | (102,188.10) | (10,500.00) | (214,850.70) | (117,188.45) | (112,635.40) | (102,010.95) | (125,694.70) | (101,082.90) | (115,807.65) | (102,365.95) | (19,500.00) | (93,205.90) | (\$1,376,028.74) |
| 218 | Retiree - BH Services | \$0.00 | (85,264.00) | (85,264.00) | (85,264.00) | (85,264.00) | (85,264.00) | (85,264.00) | (85,264.00) | (85,264.00) | (85,264.00) | (85,264.00) | (85,264.00) | (85,264.00) | (\$937,804.00) |
| 219 | Dependent Eligibility Audit | \$0.00 | (7,258.80) | (13,804.60) | (13,804.60) | (10,754.80) | (16,063.80) | (4,393.00) | (5,437.20) | (5,806.40) | (7,787.80) | (7,737.20) | (12,830.20) | (8,635.00) | (\$90,583.80) |
| 220 | Printing & Postage | \$0.00 | 0.00 | 0.00 | 0.00 | 0.00 | 0.00 | 0.00 | 0.00 | 0.00 | 0.00 | 0.00 | 0.00 | 0.00 | \$0.00 |
| 221 | WebMD Admin | \$0.00 | 0.00 | 0.00 | 0.00 | 0.00 | (1,368,403.50) | (326,090.61) | (605,915.40) | (1,131,036.81) | (280,048.00) | (463,781.87) | (330,978.64) | (226,967.00) | (\$7,356,159.91) |
| 222 | WebMD Claims | \$0.00 | (119,540.00) | (119,540.00) | (151,280.00) | (99,770.00) | (208,140.00) | (219,265.00) | (219,265.00) | (173,440.00) | 0.00 | (322,355.00) | (417,614.00) | (731,105.00) | (\$3,644,804.00) |
| 223 | Castlight Admin | \$0.00 | 0.00 | 0.00 | 0.00 | 0.00 | 0.00 | 0.00 | 0.00 | 0.00 | 0.00 | 0.00 | (416,666.67) | (416,666.67) | (\$833,333.34) |
| 224 | Castlight Rewards | \$0.00 | 0.00 | 0.00 | 0.00 | 0.00 | 0.00 | 0.00 | 0.00 | 0.00 | 0.00 | 0.00 | 0.00 | 0.00 | \$0.00 |
| 202 | Express Scripts Admin Scripts | \$0.00 | 0.00 | 0.00 | 0.00 | 0.00 | 0.00 | 0.00 | 0.00 | 0.00 | 0.00 | 0.00 | 0.00 | 0.00 | \$0.00 |
| 202 | Express Scripts Admin Fees | \$0.00 | 0.00 | 0.00 | 0.00 | 0.00 | 0.00 | 0.00 | 0.00 | 0.00 | 0.00 | 0.00 | 0.00 | 0.00 | \$0.00 |
| 210 | Pharmacy Claims-CVS | \$0.00 | (16,215,962.28) | (39,005,706.47) | (64,559,710.98) | (56,462,089.77) | (61,342,143.90) | (64,060,113.59) | (57,251,693.53) | (67,233,445.84) | (64,113,523.26) | (65,944,577.86) | (67,752,700.37) | (51,059,733.62) | (\$684,921,855.83) |
| 211 | CVS ADMIN | \$0.00 | (157,513.50) | (184,143.41) | (1,658,826.00) | (1,605,707.15) | (2,819,996.12) | (1,615,740.07) | (3,385,749.86) | (3,378,852.78) | (1,402,835.38) | (1,570,204.16) | (1,188,529.77) | (1,342,113.94) | (\$15,558,111.17) |
| 212 | Pharmacy claims monitoring/audit | \$0.00 | 0.00 | 0.00 | 0.00 | 0.00 | 0.00 | 0.00 | 0.00 | 0.00 | 0.00 | 0.00 | 0.00 | (76,049.71) | (\$76,049.71) |
| 200 | TRANSFERS TO OTHER PLAN YEAR(S) | \$0.00 | 0.00 | 0.00 | 0.00 | 0.00 | 0.00 | 0.00 | 0.00 | 0.00 | 0.00 | 0.00 | 0.00 | 0.00 | \$0.00 |
| 501 | Operating Transfer Exp & Adj | \$0.00 | (2,150,152.86) | 41,094.11 | (78,211.94) | (2,150,152.86) | 0.00 | (826,939.09) | (2,082,900.00) | 0.00 | 0.00 | (2,082,900.00) | 0.00 | 0.00 | (\$9,930,976.36) |
| 502 | Transfer for Clinic Clearing Services | \$0.00 | 0.00 | 0.00 | 0.00 | 0.00 | 0.00 | 0.00 | 0.00 | 0.00 | 0.00 | 0.00 | 0.00 | 0.00 | \$0.00 |
| 503 | Voided/NSF/Canceled Check Fees | \$0.00 | 0.00 | 0.00 | 0.00 | 0.00 | (3,966.24) | (3,932.08) | (1,022.08) | (1,022.08) | (3,216.18) | (1,216.18) | (1,216.18) | (1,216.18) | (\$11,066.50) |
| Total Cash Transactions: | | | | | | | | | | | | | | | |
| | | \$0.00 | \$77,051,266.13 | \$43,070,577.54 | \$51,344,399.62 | \$56,985,991.16 | (\$106,180,722.41) | \$75,458,458.87 | \$43,258,342.95 | (\$57,148,099.69) | (\$19,449,811.44) | \$5,216,770.56 | (\$37,118,117.73) | (\$17,897,580.80) | (\$1,235,258.00) |

Kentucky Employees' Health
 2nd Quarter, 2024
 Attachment B – Summary
 Page B-19

| | | Combined 2020, 2021, 2022, 2023, Plan Years | | | | | | | | | | | | | |
|---------------------------------|---------------------------------------|---|-----------------|-----------------|------------------|-----------------|------------------|-----------------|-----------------|-----------------|-----------------|-----------------|--------------------------------|-----------------|---------------------|
| | | 2023 Balance Forward | | | | | | | | | | | Plan Year Transactions to Date | | |
| | 2023 | Jan-2023 | Feb-2023 | Mar-2023 | Apr-2023 | May-2023 | Jun-2023 | Jul-2023 | Aug-2023 | Sep-2023 | Oct-2023 | Nov-2023 | Dec-2023 | | |
| 101 | Premiums | \$1,024,352,399.11 | 214,404,041.82 | 150,954,248.30 | 158,473,775.24 | 148,752,217.18 | 84,150,242.03 | 259,135,609.48 | 148,594,166.06 | 150,985,350.15 | 149,435,382.12 | 155,515,313.85 | 157,982,804.22 | 157,159,935.47 | \$22,925,105,844.83 |
| 102 | HRA Waiver Contribution | \$617,656,921.86 | 7,839,684.03 | 4,214,680.68 | 4,287,356.56 | 4,286,020.52 | 668,412.50 | 7,935,940.34 | 4,191,600.00 | 4,103,228.00 | 4,067,863.12 | 4,092,728.79 | 4,457,632.50 | 4,457,632.50 | \$673,171,131.90 |
| 110 | Investment Income | \$44,305,475.92 | 1,237,597.97 | 1,322,108.55 | 1,444,687.99 | 1,333,347.40 | 1,518,234.84 | 1,651,673.34 | 1,675,620.64 | 1,837,713.42 | 1,564,325.55 | 1,741,815.34 | 1,492,759.20 | 1,429,458.67 | \$40,550,818.83 |
| 120 | Drug Rebates Credits | \$181,790,180.57 | 0.00 | 0.00 | 0.00 | 0.00 | 0.00 | 0.00 | 65,266,920.34 | 0.00 | 49,078.72 | 66,180,674.02 | 0.00 | 944,390.88 | \$181,790,180.57 |
| 131 | Drug Rebates CVS | \$982,510,156.09 | 56,627,913.92 | 0.00 | 0.00 | 57,624,099.79 | 0.00 | 133,695.54 | 65,266,920.34 | 0.00 | 49,078.72 | 66,180,674.02 | 0.00 | 944,390.88 | \$1,209,106,928.30 |
| 130 | TRANSFERS FROM OTHER PLAN YEARS | \$439,442,635.71 | 0.00 | 0.00 | 0.00 | 0.00 | 0.00 | 0.00 | 0.00 | 0.00 | 0.00 | 0.00 | 0.00 | 0.00 | \$439,442,635.71 |
| 201 | Medical Claims Humana | \$5,702,730,756.22 | 0.00 | 32,391.88 | 3,243.56 | 0.00 | 10,568.77 | 0.00 | 8,390.10 | 0.00 | 0.00 | 0.00 | 82,243.44 | 0.00 | \$5,702,730,756.22 |
| 202 | Humana Admin Fees | \$5,100,951,865.31 | 0.00 | 0.00 | 0.00 | 0.00 | 0.00 | 0.00 | 0.00 | 0.00 | 0.00 | 0.00 | 0.00 | 0.00 | \$5,100,951,865.31 |
| 203 | HRA Select Claims Humana | \$213,364,798.53 | 0.00 | 0.00 | 0.00 | 0.00 | 0.00 | 0.00 | 0.00 | 0.00 | 0.00 | 0.00 | 0.00 | 0.00 | \$213,364,798.53 |
| 204 | HRA Waiver Claims Humana | \$8,071,585,917.95 | 115,047,281.53 | 188,921,493.04 | 195,913,281.23 | 191,750,712.86 | 123,676,690.40 | 182,828,023.78 | 189,389,805.07 | 135,551,294.81 | 196,935,558.59 | 174,221,846.88 | 111,133,919.14 | 115,181,300.78 | \$9,786,177,855.91 |
| 210 | Medical Claims Anthem | \$0.00 | 0.00 | 0.00 | 0.00 | 0.00 | 0.00 | 0.00 | 0.00 | 0.00 | 0.00 | 0.00 | 0.00 | 0.00 | \$0.00 |
| 211 | Caremark Claims | \$402,887,133.56 | 6,756,779.07 | 5,983,867.80 | 16,577,730.75 | 15,476,227.93 | 15,341,663.33 | 15,341,663.33 | 14,264,767.66 | 13,276,839.42 | 13,112,320.11 | 13,301,811.29 | 14,233,879.58 | 14,233,879.58 | \$660,907,810.15 |
| 212 | HRA Embedded Claims Wage Works | \$582,975,471.95 | 4,404,431.26 | 2,851,730.75 | 2,986,872.65 | 2,418,183.21 | 12,931,849.76 | 12,407,487.17 | 14,000,550.89 | 12,539,945.99 | 12,683,367.84 | 12,583,461.05 | 19,187,748.00 | 19,187,748.00 | \$539,006,558.48 |
| 214 | HRA Waiver Claims Wage Works | \$364,958,604.57 | 13,728,416.00 | 13,728,416.00 | 2,844,585.89 | 3,726,280.13 | 13,728,416.00 | 13,728,416.00 | 13,728,416.00 | 14,100,260.77 | 14,088,823.95 | 14,147,857.02 | 14,163,077.36 | 13,751,205.80 | \$541,219,811.88 |
| 215 | Anthem Admin | \$18,084,019.84 | 441,178.80 | 492,584.05 | 394,840.65 | 441,178.80 | 394,840.65 | 394,840.65 | 402,815.85 | 399,094.40 | 414,110.85 | 415,045.50 | 497,216.70 | 440,146.50 | \$18,200,071.88 |
| 217 | MDN Medical Admin Compass | \$8,550,524.93 | 88,676.10 | 10,500.00 | 201,188.66 | 117,188.45 | 112,635.40 | 102,010.95 | 115,684.76 | 101,082.86 | 115,807.65 | 102,365.95 | 119,800.86 | 102,305.60 | \$9,009,540.98 |
| 218 | Rethink - RH Services | \$2,719,104.00 | 85,264.00 | 85,264.00 | 85,264.00 | 85,264.00 | 85,264.00 | 85,264.00 | 85,264.00 | 85,264.00 | 85,264.00 | 85,264.00 | 85,264.00 | 85,264.00 | \$3,000,000.00 |
| 219 | Dependent Eligibility Audit | \$476,081.79 | 8,643.40 | 15,070.35 | 13,904.60 | 10,754.80 | 6,062.80 | 4,393.00 | 5,437.20 | 7,986.40 | 7,787.80 | 17,737.20 | 12,820.20 | 16,625.00 | \$578,124.54 |
| 220 | Printing & Postage | \$0.00 | 0.00 | 0.00 | 0.00 | 0.00 | 0.00 | 0.00 | 0.00 | 0.00 | 0.00 | 0.00 | 0.00 | 0.00 | \$0.00 |
| 221 | WebMD Admin | \$28,191,761.58 | 257,615.50 | 78,259.23 | 0.00 | 2,422,978.10 | 1,188,990.51 | 536,050.61 | 1,665,915.40 | 1,131,036.61 | 2,800,048.00 | 463,781.67 | 1,530,918.64 | 1,326,967.00 | \$30,800,889.31 |
| 222 | WebMD Claims | \$13,182,469.07 | 1,432,880.00 | 19,540.00 | 51,280.00 | 99,770.00 | 1,877,945.00 | 208,160.00 | 219,385.00 | 1,171,440.00 | 0.00 | 1,172,395.00 | 417,614.00 | 731,105.00 | \$16,390,153.07 |
| 223 | Custlight Admin | \$0.00 | 0.00 | 0.00 | 0.00 | 0.00 | 0.00 | 0.00 | 0.00 | 0.00 | 0.00 | 0.00 | 0.00 | 0.00 | \$0.00 |
| 224 | Custlight Rewards | \$0.00 | 0.00 | 0.00 | 0.00 | 0.00 | 0.00 | 0.00 | 0.00 | 0.00 | 0.00 | 0.00 | 0.00 | 0.00 | \$0.00 |
| 301 | Pharmacy Claims Express Scripts | \$1,487,615,983.96 | 0.00 | 0.00 | 0.00 | 0.00 | 0.00 | 0.00 | 0.00 | 0.00 | 0.00 | 0.00 | 0.00 | 0.00 | \$1,487,615,983.96 |
| 302 | Express Scripts Admin Fees | \$51,308,710.99 | 0.00 | 0.00 | 0.00 | 0.00 | 0.00 | 0.00 | 0.00 | 0.00 | 0.00 | 0.00 | 0.00 | 0.00 | \$51,308,710.99 |
| 310 | Pharmacy Claims-CVS | \$3,665,810,328.00 | 47,018,992.64 | 38,107,656.66 | 64,558,710.94 | 56,870,176.99 | 61,548,623.17 | 64,780,336.02 | 57,513,855.94 | 67,518,511.06 | 65,260,193.28 | 65,263,282.62 | 67,140,888.70 | 50,777,068.92 | \$4,371,608,713.54 |
| 311 | CVS ADMIN | \$70,998,068.95 | 791,983.39 | 1,171,916.39 | 1,732,960.19 | 1,695,707.14 | 1,615,790.09 | 1,615,790.09 | 1,385,749.89 | 1,378,492.78 | 1,401,835.38 | 1,570,308.58 | 1,138,529.77 | 1,344,313.94 | \$88,194,158.77 |
| 312 | Pharmacy claims monitoring/audit | \$0.00 | 0.00 | 0.00 | 0.00 | 0.00 | 0.00 | 0.00 | 0.00 | 0.00 | 0.00 | 0.00 | 0.00 | 0.00 | \$0.00 |
| 500 | TRANSFERS JE OTHER PLAN YEARS | \$510,145,939.31 | 0.00 | 0.00 | 0.00 | 0.00 | 0.00 | 0.00 | 0.00 | 0.00 | 0.00 | 0.00 | 0.00 | 0.00 | \$510,145,939.31 |
| 501 | Operating Transfer Exp & Adj | \$976,783,611.05 | 12,502,552.88 | 41,098.11 | 56,397.81 | 62,396,952.86 | 19,639,099.09 | 2,075,975.51 | 0.00 | 0.00 | 0.00 | 0.00 | 0.00 | 0.00 | \$989,372,455.47 |
| 502 | Transfer for Clinic Cleaning Services | \$45,126.12 | 1,285.27 | 0.00 | 0.00 | 0.00 | 13,909.24 | 1,027.08 | 1,027.08 | 1,027.08 | 1,027.08 | 1,027.08 | 1,216.18 | 1,216.18 | \$46,342.29 |
| 503 | Voided/NEF/Cancelled Check Fees | \$224.83 | 0.00 | 0.00 | 0.00 | 0.00 | 0.00 | 0.00 | 0.00 | 0.00 | 0.00 | 0.00 | 0.00 | 0.00 | \$224.83 |
| Total Cash Transactions: | | \$13,860,602.49 | \$77,874,845.31 | \$15,132,949.21 | \$511,994,631.67 | \$44,820,754.15 | \$511,200,717.18 | \$75,770,622.08 | \$66,047,742.20 | \$61,200,112.29 | \$21,375,155.84 | \$55,087,520.88 | \$36,567,129.49 | \$16,921,403.56 | \$329,796,285.27 |

Kentucky Employees' Health
 2nd Quarter, 2024
 Attachment 8 - Summary
 Page B-20

| 2022 | Combined 2016, 2017, 2018, 2019, 2020, 2021, 2022 Plan Years | | | | | | | | | | | | Plan Year Transactions to Date | | |
|--------------------------|--|---------------------|-----------------|-----------------|-----------------|-----------------|------------------|-----------------|-----------------|------------------|------------------|------------------|--------------------------------|---------------------|--------------------|
| | 2021 Balance Forward | Jan-2022 | Feb-2022 | Mar-2022 | Apr-2022 | May-2022 | Jun-2022 | Jul-2022 | Aug-2022 | Sep-2022 | Oct-2022 | Nov-2022 | | Dec-2022 | |
| 301 | Premiums | \$19,320,890,706.70 | 150,000,890.02 | 140,327,616.18 | 146,422,240.78 | 143,282,296.73 | 184,022,289.53 | 156,683,643.86 | 142,320,842.09 | 78,855,632.79 | 139,166,722.14 | 80,461,885.69 | 139,249,961.52 | \$21,020,322,899.11 | |
| 302 | HRA Waiver Contribution | \$72,412,187.47 | 4,015,447.52 | 4,081,555.81 | 618,100.00 | 7,496,151.35 | 4,091,233.00 | 7,445,550.00 | 8,919,296.00 | 3,871,754.85 | 4,317,289.56 | 637,700.00 | 4,295,291.50 | \$837,856,212.86 | |
| 310 | Investment Income | \$8,230,798.78 | (6,731.94) | 4,812.57 | 28,034.20 | 101,384.78 | 198,344.21 | 272,513.50 | 608,994.71 | 781,091.02 | 949,716.07 | 1,000,393.52 | 1,223,107.86 | \$48,305,875.92 | |
| 319 | Drug Rebates Escrows | \$181,708,894.58 | 0.00 | 0.00 | 0.00 | 0.00 | 0.00 | 0.00 | 0.00 | 0.00 | 23,685.98 | 0.00 | 0.00 | \$181,790,180.57 | |
| 321 | Drug Rebates CVS | \$760,560,754.55 | 47,725,491.78 | 0.00 | 0.00 | 46,766,997.42 | 0.00 | 0.00 | 54,231,163.85 | 0.00 | 53,227,768.49 | 0.00 | 0.00 | \$865,310,156.09 | |
| 316 | TRANSFERS EXGR OTHER PLAN YEARS | \$138,530,824.46 | 0.00 | 0.00 | 0.00 | 0.00 | 0.00 | 0.00 | 115,577.83 | 212,164,747.52 | 845.92 | 0.00 | 0.00 | \$87,650,839.99 | |
| 201 | Medical Claims Humana | \$5,702,742,933.77 | 0.00 | 7,126.13 | 0.00 | 0.00 | 5,951.45 | 0.00 | 0.00 | 0.00 | 0.00 | 0.00 | 0.00 | \$5,702,730,756.21 | |
| 202 | Humana Admin Fees | \$442,003,698.07 | 0.00 | 0.00 | 0.00 | 0.00 | 0.00 | 0.00 | 0.00 | 0.00 | 0.00 | 0.00 | 0.00 | \$442,003,698.07 | |
| 205 | HRA Select Claims Humana | \$100,981,865.31 | 0.00 | 0.00 | 0.00 | 0.00 | 0.00 | 0.00 | 0.00 | 0.00 | 0.00 | 0.00 | 0.00 | \$100,981,865.31 | |
| 204 | HRA Waiver Claims Humana | \$213,344,798.53 | 0.00 | 0.00 | 0.00 | 0.00 | 0.00 | 0.00 | 0.00 | 0.00 | 0.00 | 0.00 | 0.00 | \$213,344,798.53 | |
| 210 | Medical Claims Anthem | \$7,218,872,701.89 | 105,906,395.61 | (95,698,638.08) | (80,402,051.95) | (78,055,073.50) | (101,879,640.49) | (80,760,610.98) | (90,086,965.71) | (154,473,136.49) | (116,360,564.81) | (110,999,298.43) | (110,681,748.44) | \$5,471,585,917.95 | |
| 313 | HRA Embedded Claims Wage Works | \$345,554,703.89 | (6,205,857.48) | (5,157,407.45) | (7,381,566.58) | (5,376,206.46) | (4,959,297.96) | (4,977,398.39) | (4,236,423.37) | (3,342,003.24) | (3,184,346.77) | (3,467,851.51) | (3,671,963.63) | \$340,297,193.56 | |
| 314 | HRA Waiver Claims Wage Works | \$267,525,139.43 | (4,098,554.37) | (2,590,640.12) | (3,405,133.89) | (2,453,038.70) | (2,156,546.29) | (2,286,743.97) | (4,210,076.16) | (3,477,250.37) | (2,519,161.20) | (2,742,079.48) | (2,882,208.99) | \$300,875,471.85 | |
| 215 | Anthem Admin | \$32,841,166.44 | (448,204.20) | (2,809,866.49) | (3,703,618.44) | (3,703,376.04) | (4,691,991.60) | (3,681,807.54) | (2,789,899.12) | (3,635,937.33) | (4,605,789.63) | (3,668,344.20) | (3,872,115.80) | \$394,956,804.57 | |
| 216 | Wage Works Admin | \$7,211,715.79 | (106,641.25) | 0.00 | (212,149.10) | 0.00 | (102,489.60) | (101,393.80) | (395,267.60) | (396,888.80) | (451,906.40) | (538,664.80) | (445,272.80) | \$6,596,036,019.88 | |
| 217 | MDX Medical Admin Compass | \$1,743,880.00 | (176,348.00) | (88,184.00) | (88,184.00) | (88,184.00) | (88,184.00) | (88,184.00) | (88,184.00) | (85,264.00) | (85,264.00) | (85,264.00) | (85,264.00) | \$1,219,104.00 | |
| 219 | Dependent Eligibility Audit | \$284,003.04 | (16,854.80) | (4,981.80) | (5,340.60) | (4,367.95) | (3,624.80) | (5,186.80) | (2,002.38) | (34,540.02) | (54,063.80) | 0.00 | (50,613.80) | \$219,081.79 | |
| 220 | Printing & Postage | \$0.00 | 0.00 | 0.00 | 0.00 | 0.00 | 0.00 | 0.00 | 0.00 | 0.00 | 0.00 | 0.00 | 0.00 | \$0.00 | |
| 221 | WebMD Admin | \$14,232,710.60 | (834,016.64) | (259,791.72) | (363,937.88) | (601,747.58) | (1,128,384.43) | (2,367,171.54) | (930,692.38) | (803,366.04) | (263,311.78) | (688,516.99) | (258,497.98) | \$12,191,767.58 | |
| 222 | WebMD Claims | \$8,858,186.66 | (526,399.67) | (1,277,905.74) | 0.00 | (3,471,850.00) | 0.00 | (709,820.00) | (559,540.00) | (1,611,630.00) | (191,065.00) | 0.00 | (750,965.00) | \$5,182,666.07 | |
| 901 | Pharmacy Claims Express Scripts | \$1,487,616,481.74 | 0.00 | 0.00 | 0.00 | 497.78 | 0.00 | 0.00 | 0.00 | 0.00 | 0.00 | 0.00 | 0.00 | \$1,487,616,481.74 | |
| 902 | Express Scripts Admin Fees | \$1,908,710.59 | 0.00 | 0.00 | 0.00 | 0.00 | 0.00 | 0.00 | 0.00 | 0.00 | 0.00 | 0.00 | 0.00 | \$1,908,710.59 | |
| 310 | Pharmacy Claims-CVS | \$1,085,119,115.25 | (41,627,569.55) | (44,628,313.75) | (41,841,809.18) | (46,396,043.08) | (46,003,319.96) | (51,448,736.30) | (47,131,983.54) | (50,869,516.64) | (52,772,197.15) | (48,323,515.74) | (41,499,507.29) | (68,163,733.57) | \$5,665,810,329.09 |
| 311 | CVS ADMIN | \$57,942,101.79 | (716,325.49) | (1,171,481.76) | (665,397.25) | (259,795.00) | (2,215,863.95) | (1,099,329.73) | (734,734.65) | (1,315,730.82) | (906,838.52) | (414,898.00) | (2,281,682.37) | \$5,798,084.55 | |
| 500 | TRANSFERS EX OTHER PLAN YEARS | \$310,211,028.06 | 0.00 | 0.00 | 0.00 | 0.00 | 0.00 | 0.00 | (115,577.83) | (212,164,747.52) | (845.92) | 0.00 | (87,650,839.99) | \$48,305,875.92 | |
| 501 | Operating Transfer Exp B Adj | \$990,137,487.60 | (2,070,305.32) | (1,277.60) | (2,161.74) | (2,161.74) | (2,161.74) | (2,161.74) | (2,161.74) | (2,161.74) | (2,161.74) | (2,161.74) | (2,161.74) | \$987,975,011.05 | |
| 502 | Transfer for Clinic Cleaning Services | \$29,046.19 | (1,277.60) | (1,277.60) | (1,277.60) | (1,277.60) | (1,277.60) | (1,277.60) | (1,277.60) | (1,277.60) | (1,277.60) | (1,277.60) | (1,277.60) | \$27,768.59 | |
| 503 | Voided/NSF/Cancelled Check Fees | \$214.83 | 0.00 | (5.00) | 0.00 | 0.00 | 0.00 | 0.00 | 0.00 | 0.00 | 0.00 | 0.00 | 0.00 | \$214.83 | |
| Total Cash Transactions: | | \$460,772,887.88 | \$35,523,953.70 | \$39,544,574.82 | \$10,573,825.48 | \$55,317,187.74 | \$317,892,999.42 | \$58,794,848.21 | \$64,829,174.26 | \$72,106,453.87 | \$97,556,625.99 | \$81,516,340.70 | \$58,817,599.31 | \$313,960,862.49 | |

Kentucky Employees' Health
 2nd Quarter, 2024
 Attachment B – Summary
 Page B-21

| 2021 | Combined 2016, 2017, 2018, 2019, 2020, 2021 Plan Years | | | | | | | | | | | | Plan Year Transactions to Date | |
|---|--|-----------------|-----------------|------------------|-----------------|-----------------|------------------|------------------|------------------|-----------------|-----------------|------------------|--------------------------------|---------------------|
| | 2020 Balance Forward | January-21 | February-21 | March-21 | April-21 | May-21 | June-21 | July-21 | August-21 | September-21 | October-21 | November-21 | | December-21 |
| 101 PREMIUMS | \$17,071,473,249.24 | 156,216,615.81 | 199,209,750.06 | 84,364,449.10 | 139,269,935.21 | 198,984,436.91 | 54,802,544.13 | 219,796,010.23 | 78,164,797.95 | 137,607,409.50 | 135,869,871.61 | 137,882,096.82 | 131,551,140.15 | \$19,524,690,626.70 |
| 102 HRA WAIVER CONTRIBUTION | \$21,915,106.40 | 3,801,575.67 | 7,543,618.00 | 647,093.18 | 3,848,085.06 | 7,239,391.44 | 324,887.50 | 7,449,233.00 | 3,756,233.48 | 3,709,825.00 | 4,033,187.32 | 4,025,420.50 | 4,078,543.92 | \$37,412,817.47 |
| 110 DRUG REBATES - SCRIPTS | \$38,396,047.21 | (1,212.76) | (8,813,120) | (14,579,294) | (13,990,844) | (21,336,500) | (15,630,931) | (18,159,689) | (13,178,980) | (31,463,240) | (13,831,351) | (11,171,644) | (12,838,548) | \$38,290,796.78 |
| 120 DRUG REBATES - CVS | \$375,569,239.42 | 41,776,759.35 | 0.00 | 0.00 | 42,366,541.78 | 0.00 | 0.00 | 43,348,896.98 | 0.00 | 0.00 | 57,905,297.02 | 0.00 | 0.00 | \$18,706,494.58 |
| 130 TRANSFERS FROM OTHER PLAN YEARS | \$139,510,628.46 | 0.00 | 0.00 | 0.00 | 0.00 | 0.00 | 0.00 | 0.00 | 0.00 | 0.00 | 0.00 | 0.00 | 0.00 | \$780,580,794.35 |
| 201 MEDICAL CLAIMS HUMANA | \$5,700,723,912.01 | 0.00 | 40,074.00 | 0.00 | 15,809.84 | 0.00 | 0.00 | (1,170,895.33) | 70,392.82 | 0.00 | 0.00 | 124,006.90 | 0.00 | \$5,702,742,933.77 |
| 202 HUMANA ADMIN FEES | \$542,003,698.02 | 0.00 | 0.00 | 0.00 | 0.00 | 0.00 | 0.00 | 0.00 | 0.00 | 0.00 | 0.00 | 0.00 | 0.00 | \$542,003,698.02 |
| 203 HRA EMERGED CLAIMS HUMANA | \$100,981,665.31 | 0.00 | 0.00 | 0.00 | 0.00 | 0.00 | 0.00 | 0.00 | 0.00 | 0.00 | 0.00 | 0.00 | 0.00 | \$100,981,665.31 |
| 204 HRA WAIVER CLAIMS HUMANA | \$213,364,798.57 | 0.00 | 0.00 | 0.00 | 0.00 | 0.00 | 0.00 | 0.00 | 0.00 | 0.00 | 0.00 | 0.00 | 0.00 | \$213,364,798.57 |
| 210 MEDICAL CLAIMS - ANTHEM | \$6,027,261,157.90 | (8,718,849.33) | (83,012,200.73) | (105,228,076.81) | (86,211,341.34) | (76,812,035.93) | (111,631,302.11) | (97,007,558.55) | (109,378,482.95) | (87,168,075.75) | (87,545,883.94) | (136,412,690.56) | (132,485,246.60) | \$7,218,272,701.99 |
| 213 HRA EMBEDDED CLAIMS - WW | \$291,411,639.87 | (5,480,931.07) | (4,876,296.67) | (6,405,340.13) | (5,522,726.15) | (4,690,266.90) | (5,330,172.98) | (4,780,863.38) | (4,202,032.35) | (3,271,124.17) | (3,214,416.49) | (3,114,680.26) | (3,564,164.47) | \$345,954,765.89 |
| 214 HRA WAIVER CLAIMS - WW | \$231,854,506.15 | (3,659,125.21) | (2,608,293.57) | (3,200,160.23) | (2,785,489.68) | (2,198,099.40) | (2,673,074.44) | (4,282,622.64) | (3,409,726.11) | (2,534,805.42) | (2,647,497.34) | (2,830,654.99) | (2,840,414.21) | \$247,525,139.43 |
| 215 ANTHEM ADMIN | \$378,283,015.96 | (3,755,291.85) | (3,749,688.06) | (3,448,787.00) | (3,778,004.07) | (3,729,275.60) | (3,720,324.78) | (3,700,886.73) | (3,667,737.75) | (3,660,181.23) | (3,751,131.80) | (3,714,950.33) | (1,720,098.71) | \$372,999,875.46 |
| 216 WAGE WORKS ADMIN | \$28,067,488.84 | (445,483.60) | (434,865.60) | (473,362.20) | (212,814.40) | (81,939.00) | (391,925.40) | (411,882.80) | (398,229.60) | (408,849.60) | (455,678.40) | (372,084.80) | (364,666.40) | \$32,841,184.44 |
| 217 MDX MEDICAL ADMIN - COMPASS | \$5,945,995.84 | (103,842.20) | (112,146.40) | (103,607.48) | (108,238.55) | (105,619.20) | (104,170.80) | (104,861.10) | (105,301.30) | (103,656.20) | (105,274.55) | (11,200.00) | (211,815.15) | \$7,213,733.21 |
| 218 Rethink - BH Services | \$793,654.00 | 0.00 | (176,398.00) | (88,184.00) | 0.00 | 0.00 | (176,368.00) | 0.00 | (88,198.00) | (176,368.00) | (88,194.00) | (88,194.00) | 0.00 | \$1,763,680.00 |
| 219 Dependent Eligibility Audit | \$205,506.99 | (5,474.00) | 6,604.83 | (25,470.20) | (10,110.80) | (4,301.00) | (4,788.60) | 1,830.80 | (11,219.40) | (5,652.48) | (9,089.60) | (11,026.20) | 0.00 | \$284,003.04 |
| 220 Printing & Postage | \$0.00 | 0.00 | 0.00 | 0.00 | 0.00 | 0.00 | 0.00 | 0.00 | 0.00 | 0.00 | 0.00 | 0.00 | 0.00 | \$0.00 |
| 221 WebMD Admin | \$5,116,848.28 | (386,175.36) | (29,795.12) | 0.00 | 0.00 | (1,241,780.58) | (2,801,921.27) | (1,001,513.46) | (1,468,719.41) | (1,278,221.29) | (302,468.64) | (170,541.49) | (424,711.82) | \$5,142,232,710.88 |
| 222 WebMD Claims | \$5,931,776.53 | (644,889.82) | 0.00 | 0.00 | 0.00 | (255,137.22) | 0.00 | (637,324.78) | 0.00 | (293,833.41) | 0.00 | (432,185.80) | (2,663,192.21) | \$5,958,138.46 |
| 301 PHARMACY CLAIMS - ESI | \$1,687,618,318.99 | 0.00 | (2,107.58) | 0.00 | 0.00 | 0.00 | 0.00 | 0.00 | (55.17) | 0.00 | 0.00 | 0.00 | 0.00 | \$1,687,616,481.74 |
| 302 EXPRESS SCRIPTS ADMIN FEES | \$51,308,710.59 | 0.00 | 0.00 | 0.00 | 0.00 | 0.00 | 0.00 | 0.00 | 0.00 | 0.00 | 0.00 | 0.00 | 0.00 | \$51,308,710.59 |
| 310 PHARMACY CLAIMS - CVS | \$2,533,644,359.41 | (39,536,396.52) | (41,613,782.78) | (40,437,861.14) | (41,251,304.57) | (42,622,831.14) | (48,690,362.42) | (46,033,882.23) | (46,278,789.70) | (48,090,053.21) | (47,295,485.24) | (37,525,361.56) | (66,078,663.97) | \$5,086,119,118.10 |
| 311 CVS ADMIN | \$47,757,784.33 | (797,952.96) | (697,856.68) | (5,022,788.22) | (1,063,523.85) | (1,880,223.74) | (885,640.13) | (844,174.04) | (781,508.93) | (901,258.27) | (718,618.10) | (905,794.78) | (733,308.93) | \$57,942,101.79 |
| 300 TRANSFERS TO OTHER PLAN YEARS | \$110,211,028.04 | 0.00 | 0.00 | 0.00 | 0.00 | 0.00 | 0.00 | 0.00 | 0.00 | 0.00 | 0.00 | 0.00 | 0.00 | \$110,211,028.04 |
| 501 OPERATING TRANSFER/EDP & ADJ | \$1,000,346,296.62 | (12,685,859.17) | (1,277,664) | 0.00 | (1,853,172.13) | 16,962,267.73 | 341,348.86 | 0.00 | (1,094,192.66) | 0.00 | (2,070,305.32) | 0.00 | 0.00 | \$990,137,487.10 |
| 502 Transfer for Clinic Cleaning Services | (516,270.15) | (1,277.60) | 0.00 | (1,277.60) | 0.00 | (1,277.60) | (1,832.80) | 0.00 | 0.00 | 1,277.60 | 0.00 | (3,832.80) | 0.00 | \$520,946.15 |
| 503 Vendor/MSF Cancelled Check Fee | (509.83) | 0.00 | 0.00 | 0.00 | 0.00 | 0.00 | 0.00 | 0.00 | 0.00 | 0.00 | 0.00 | 0.00 | 0.00 | (514.83) |
| Total Cash Transactions | \$81,700,584.83 | \$5,182,231.96 | \$49,548,753.88 | \$78,373,891.28 | \$56,635,471.52 | \$90,128,259.73 | \$130,994,833.15 | \$109,643,836.29 | \$88,895,011.92 | \$55,884,021.83 | \$49,227,469.15 | \$43,763,681.99 | \$47,489,433.94 | \$489,728,372.88 |

Kentucky Employees' Health
 2nd Quarter, 2024
 Attachment B – Summary
 Page B-22

| 2020 | Combined 2016, 2017, 2018, 2019, 2020 Plan Years | | | | | | | | | | | | Plan Year Transactions to Date | |
|---|--|-----------------|-----------------|-----------------|------------------|-----------------|------------------|-----------------|-----------------|------------------|-----------------|------------------|--------------------------------|---------------------|
| | 2019 Balance Forward | January-20 | February-20 | March-20 | April-20 | May-20 | June-20 | July-20 | August-20 | September-20 | October-20 | November-20 | | December-20 |
| 301 PREMIUMS | \$14,034,109,017.05 | 131,804,554.38 | 136,941,103.19 | 140,186,715.58 | 136,445,490.71 | 134,781,744.99 | 113,854,703.68 | 158,433,532.43 | 136,093,616.22 | 139,535,775.60 | 136,161,654.22 | 137,352,699.46 | 132,915,113.55 | \$17,674,771,919.24 |
| 302 HRA WAIVER CONTRIBUTION | \$478,625,960.37 | 3,487,450.24 | 4,108,839.82 | 4,097,802.51 | 7,854,119.57 | 4,139,623.30 | 1,101.76 | 7,853,820.86 | 664,554.22 | 3,987,959.96 | 7,277,224.73 | 4,067,484.16 | 649,162.50 | \$52,915,104.40 |
| 310 INTEREST INCOME | \$86,592,139.87 | 674,159.56 | 559,153.71 | 424,015.27 | 80,480.02 | 17,185.09 | 33,226.28 | 14,951.93 | 0.00 | 4,863.86 | 788.30 | 896.27 | (2,569.96) | \$85,996,047.21 |
| 320 DRUG REBATES- SCRIPTS | \$181,706,378.55 | 0.00 | 0.00 | 0.00 | 0.00 | 0.00 | 0.00 | 0.00 | 0.00 | 0.00 | 0.00 | 115.04 | 0.00 | \$181,706,494.59 |
| 321 DRUG REBATES- CVS | \$418,482,756.10 | 34,703,623.91 | 0.00 | 0.00 | 44,045,414.88 | 0.00 | 0.00 | 37,077,909.18 | 0.00 | 0.00 | 41,356,539.35 | 0.00 | 0.00 | \$575,560,208.42 |
| 330 TRANSFERS (Z) OTHER PLAN YEARS | \$135,530,654.46 | 0.00 | 0.00 | 0.00 | 0.00 | 0.00 | 0.00 | 2,548.04 | 105,676.32 | 0.00 | 0.00 | 340,993.83 | 0.00 | \$135,930,624.66 |
| 201 MEDICAL CLAIMS HUMANA | \$5,701,124,698.33 | 0.00 | 0.00 | 0.00 | 0.00 | 0.00 | 0.00 | 0.00 | 0.00 | 0.00 | 0.00 | 0.00 | 0.00 | \$5,701,124,698.33 |
| 202 HUMANA ADMIN FEES | \$458,223,583.02 | 0.00 | 0.00 | 0.00 | 0.00 | 0.00 | 0.00 | 0.00 | 0.00 | 0.00 | 0.00 | 0.00 | 0.00 | \$458,223,583.02 |
| 208 HRA ENDED/OTHER CLAIMS HUMANA | \$100,961,845.31 | 0.00 | 0.00 | 0.00 | 0.00 | 0.00 | 0.00 | 0.00 | 0.00 | 0.00 | 0.00 | 0.00 | 0.00 | \$100,961,845.31 |
| 204 HRA WAIVER CLAIMS HUMANA | \$213,364,796.53 | 0.00 | 0.00 | 0.00 | 0.00 | 0.00 | 0.00 | 0.00 | 0.00 | 0.00 | 0.00 | 0.00 | 0.00 | \$213,364,796.53 |
| 210 MEDICAL CLAIMS ANTHEM | \$4,941,256,280.42 | (85,524,600.20) | (78,595,409.64) | (77,463,856.03) | (86,518,117.39) | (58,669,732.53) | (92,055,354.81) | (80,763,248.58) | (82,290,762.31) | (110,338,692.66) | (93,174,381.60) | (115,447,198.79) | (102,823,232.41) | \$4,941,256,280.42 |
| 213 HRA ENDED/OTHER CLAIMS- WV | \$235,844,223.10 | (6,184,034.30) | (6,072,634.25) | (7,825,704.65) | (4,496,364.88) | (4,073,895.41) | (6,802,117.25) | (4,249,628.78) | (3,744,491.53) | (3,423,861.83) | (3,466,697.44) | (3,054,480.99) | (4,051,405.46) | \$235,844,223.10 |
| 214 HRA WAIVER CLAIMS- WV | \$195,587,454.42 | (4,260,864.64) | (3,333,280.22) | (2,868,131.87) | (1,793,241.85) | (2,012,997.36) | (2,531,560.87) | (4,339,226.56) | (3,496,338.53) | (2,840,427.46) | (2,788,111.98) | (4,570,771.87) | (3,392,491.48) | \$195,587,454.42 |
| 215 ANTHEM ADMIN | \$235,972,605.09 | (3,735,097.43) | (3,719,131.25) | (3,718,863.21) | (3,721,685.43) | (3,718,643.41) | (3,711,680.34) | (3,687,798.50) | (3,667,430.25) | (3,635,185.83) | (3,663,714.93) | (3,668,071.72) | (3,662,100.94) | \$235,972,605.09 |
| 216 WAGE WORDS ADMIN | \$2,607,576.84 | (440,672.80) | (441,506.80) | (435,699.60) | (438,662.00) | (431,012.80) | (427,417.60) | (429,717.60) | (429,076.40) | (433,028.40) | (463,247.20) | (694,939.00) | (490,035.80) | \$2,607,576.84 |
| 217 HMO MEDICAL ADMIN- COMPASS | \$4,673,624.48 | (106,403.70) | (105,225.70) | (105,271.90) | (107,773.40) | (105,244.05) | (109,115.15) | (105,802.50) | (106,241.00) | (104,137.75) | (105,173.35) | (106,464.10) | (107,477.90) | \$4,673,624.48 |
| 218 Inhibit - BI Services | \$0.00 | 0.00 | 0.00 | 0.00 | 0.00 | 0.00 | 0.00 | 0.00 | 0.00 | 0.00 | 0.00 | 0.00 | 0.00 | \$0.00 |
| 219 Dependent Eligibility Audit | \$0.00 | 0.00 | 0.00 | 0.00 | 0.00 | 0.00 | 0.00 | 0.00 | 0.00 | 0.00 | 0.00 | 0.00 | 0.00 | \$0.00 |
| 220 Printing & Postage | \$0.00 | 0.00 | 0.00 | 0.00 | 0.00 | 0.00 | 0.00 | 0.00 | 0.00 | 0.00 | 0.00 | 0.00 | 0.00 | \$0.00 |
| 221 Staywell Admin | \$0.00 | 0.00 | 0.00 | 0.00 | 0.00 | 0.00 | 0.00 | 0.00 | 0.00 | 0.00 | 0.00 | 0.00 | 0.00 | \$0.00 |
| 222 Staywell Claims | \$1,647,614,314.99 | 0.00 | 0.00 | 0.00 | 0.00 | 0.00 | 0.00 | 0.00 | 0.00 | 0.00 | 0.00 | 0.00 | 0.00 | \$1,647,614,314.99 |
| 301 PHARMACY CLAIMS - EN | \$51,508,710.59 | 0.00 | 0.00 | 0.00 | 0.00 | 0.00 | 0.00 | 0.00 | 0.00 | 0.00 | 0.00 | 0.00 | 0.00 | \$51,508,710.59 |
| 302 EXPRESS SCRIPTS ADMIN FEES | \$2,002,745,743.09 | (39,073,828.38) | (39,577,483.72) | (44,286,663.77) | (44,261,110.65) | (41,639,882.17) | (45,239,069.98) | (43,572,781.63) | (43,518,109.91) | (47,596,697.43) | (45,091,159.39) | (47,903,470.35) | (48,560,061.41) | \$2,002,745,743.09 |
| 310 PHARMACY CLAIMS- CVS | \$40,271,941.58 | (858,609.48) | (873,517.58) | (812,672.49) | (622,339.09) | (590,852.96) | (3,014,523.28) | (855,082.55) | (725,345.95) | (616,170.12) | (628,245.61) | (852,102.48) | (747,610.38) | \$40,271,941.58 |
| 311 CVS ADMIN | \$310,211,028.06 | 0.00 | 0.00 | 0.00 | 0.00 | 0.00 | 0.00 | 0.00 | 0.00 | 0.00 | 0.00 | 0.00 | 0.00 | \$310,211,028.06 |
| 300 TRANSFERS (Z) OTHER PLAN YEARS | \$419,487,908.16 | (3,343,983.28) | (3,494.15) | 0.00 | 0.00 | (2,061,136.98) | 0.00 | (1,776,444.57) | 0.00 | (1,000) | 1,916.00 | 4,393,795.17 | (2,006,859.17) | \$419,487,908.16 |
| 501 OPERATING TRANSFER/EXP & ADJ | \$0.00 | 0.00 | 0.00 | 0.00 | 0.00 | 0.00 | 0.00 | 0.00 | 0.00 | 0.00 | 0.00 | 0.00 | 0.00 | \$0.00 |
| 502 Transfer for Clinic Cleaning Services | \$0.00 | 0.00 | 0.00 | 0.00 | 0.00 | 0.00 | 0.00 | 0.00 | 0.00 | 0.00 | 0.00 | 0.00 | 0.00 | \$0.00 |
| 503 Voided/NSF/Cancelled Check Fees | \$0.00 | 0.00 | 0.00 | 0.00 | 0.00 | 0.00 | 0.00 | 0.00 | 0.00 | 0.00 | 0.00 | 0.00 | 0.00 | \$0.00 |
| Total Cash Transactions: | \$458,961,719.46 | \$79,125,693.90 | \$9,897,982.19 | \$2,039,144.61 | \$431,161,111.07 | \$25,505,146.78 | \$212,855,779.81 | \$66,695,144.87 | \$53,849,334.38 | \$25,994,692.23 | \$34,026,020.31 | \$29,775,467.44 | \$34,668,694.48 | \$468,790,564.83 |

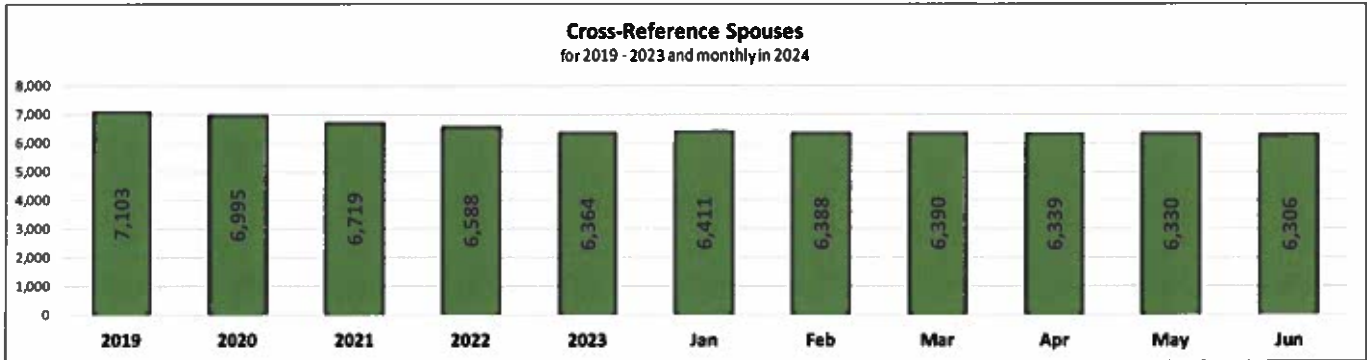
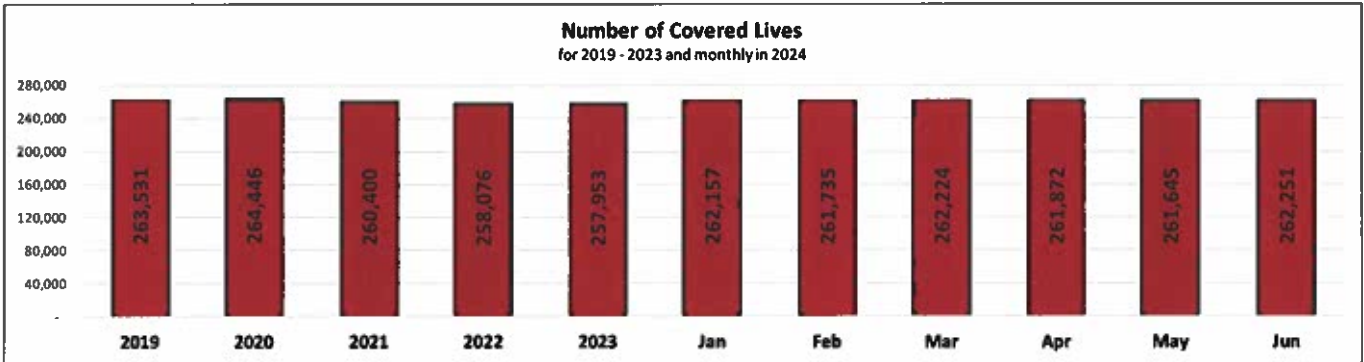
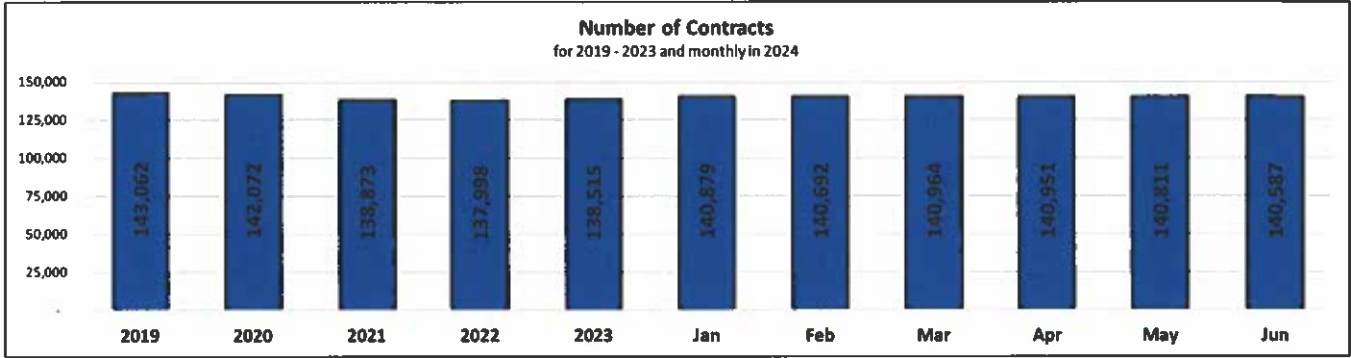
Kentucky Employees' Health
 2nd Quarter, 2024
 Attachment B – Summary
 Page B-23

| Plan Year Ending Balances as of June 30, 2024 | | | | | | |
|---|-------------------------|--------------------------|--------------------------|--------------------------|-------------------------|-------------------------|
| | **2020 | 2021 | 2022 | 2023 | 2024 | **Ending Balance |
| 101 Premiums | 1,641,902,386.05 | 1,663,134,643.50 | 1,692,653,610.02 | 1,836,987,094.61 | 1,040,945,706.01 | \$7,875,623,440.19 |
| 102 HRA Waiver Contribution | 48,355,454.09 | 46,974,103.33 | 48,900,472.44 | 50,892,413.99 | 26,399,647.91 | \$221,522,091.76 |
| 110 Investment Income | 1,801,907.24 | (163,307.43) | 7,523,424.13 | 16,804,654.92 | 9,583,326.85 | \$35,550,005.71 |
| 120 Drus Rebates Escripts | 23,801.02 | 0.00 | 0.00 | 0.00 | 0.00 | \$23,801.02 |
| 121 Drug Rebates CVS | 176,619,283.96 | 187,210,129.39 | 220,863,510.46 | 263,211,615.97 | 0.00 | \$847,904,539.78 |
| 130 TRANSFERS From OTHER PLAN YEAR(S) | 299,932,011.25 | 0.00 | 0.00 | 0.00 | 0.00 | \$299,932,011.25 |
| 201 Medical Claims Humana | 136,835.75 | (2,270,305.32) | 0.00 | 0.00 | 0.00 | (\$2,133,469.57) |
| 202 Humana Admin Fees | 0.00 | 0.00 | 0.00 | 0.00 | 0.00 | \$0.00 |
| 203 HRA Select Claims Humana | 239.89 | 0.00 | 0.00 | 0.00 | 0.00 | \$239.89 |
| 204 HRA Waiver Claims Humana | 53.77 | 0.00 | 0.00 | 0.00 | 0.00 | \$53.77 |
| 210 Medical Claims Anthem | (1,078,224,383.86) | (1,244,872,637.95) | (1,234,696,332.60) | (1,297,016,896.55) | (471,692,146.21) | (\$5,326,502,397.17) |
| 211 Carrum Claims | 0.00 | 0.00 | 0.00 | 0.00 | (64,706.00) | (\$64,706.00) |
| 213 HRA Embedded Claims Wage Works | (53,849,947.87) | (54,901,669.69) | (56,650,816.32) | (58,336,043.32) | (36,241,105.98) | (\$259,979,583.18) |
| 214 HRA Waiver Claims Wage Works | (36,229,554.66) | (35,912,977.58) | (35,200,850.57) | (36,400,636.44) | (16,069,597.93) | (\$159,813,617.18) |
| 215 Anthem Admin | (47,701,376.58) | (39,167,491.33) | (43,233,574.97) | (46,475,437.14) | (22,907,876.97) | (\$199,485,756.99) |
| 216 Wage Works Admin | (5,294,184.00) | (5,085,605.04) | (5,101,553.10) | (5,173,902.20) | (2,110,028.10) | (\$22,765,272.44) |
| 217 MDX Medical Admin Compass | (1,271,570.90) | (1,274,538.35) | (1,313,818.56) | (1,363,815.29) | (465,054.70) | (\$5,688,797.80) |
| 218 Rethink - BH Services | (793,656.00) | (1,058,208.00) | (867,240.00) | (937,904.00) | (511,584.00) | (\$4,168,592.00) |
| 219 Dependent Eligibility Audit | (199,179.06) | (105,823.23) | (173,572.95) | (99,442.80) | (44,210.60) | (\$622,228.64) |
| 220 Printing & Postage | 0.00 | 0.00 | 0.00 | 0.00 | 0.00 | \$0.00 |
| 221 WebMD Admin | (5,532,768.76) | (9,440,596.87) | (8,470,863.75) | (7,733,085.61) | (356,344.29) | (\$31,533,659.28) |
| 222 WebMD Claims | (4,576,666.14) | (6,085,777.93) | (3,953,105.00) | 557,001.23 | 0.00 | (\$14,058,547.84) |
| 223 Castlight Admin | 0.00 | 0.00 | 0.00 | (1,250,000.01) | (1,666,655.64) | (\$2,916,655.65) |
| 224 Castlight Rewards | 0.00 | 0.00 | 0.00 | 0.00 | (1,842,640.00) | (\$1,842,640.00) |
| 301 Pharmacy Claims Express Scripts | 0.00 | 0.00 | 0.00 | 0.00 | 0.00 | \$0.00 |
| 302 Express Scripts Admin Fees | 0.00 | 0.00 | 0.00 | 0.00 | 0.00 | \$0.00 |
| 310 Pharmacy Claims-CVS | (530,646,368.06) | (554,843,645.59) | (579,355,165.07) | (725,991,961.15) | (354,995,326.50) | (\$2,745,832,466.37) |
| 311 CVS ADMIN | (8,794,280.73) | (8,580,429.65) | (15,305,743.72) | (18,506,608.67) | (10,690,453.43) | (\$61,877,516.20) |
| 312 Pharmacy claims monitoring/audit | 0.00 | 0.00 | 0.00 | (416,030.42) | (20,250.00) | (\$436,280.42) |
| 500 TRANSFERS To OTHER PLAN YEAR(S) | 0.00 | 0.00 | 0.00 | 0.00 | 0.00 | \$0.00 |
| 501 Operating Transfer Exp & Adj | (4,964,245.46) | 31,725,664.69 | (8,009,632.98) | (9,328,796.69) | (4,368,669.79) | \$5,054,319.77 |
| 502 Transfer for Clinic Cleaning Services | (15,800.67) | (14,053.60) | (14,810.04) | (13,499.15) | (6,081.40) | (\$64,244.86) |
| 503 Voided/NSF/Cancelled Check Fees | (204.83) | (10.00) | (5.00) | 0.00 | 0.00 | (\$219.83) |
| Ending Balance: | \$390,677,785.44 | (\$34,732,536.65) | (\$22,406,067.58) | (\$40,591,278.72) | \$152,875,949.23 | \$445,823,851.72 |

HRA Reserves Fund as of December 31, 2024: (\$166,316,670.00)
 FSA Reserves Fund as of December 31, 2024: (\$1,693,711.00)
 * Ending Balance Net of HRA/FSA Reserves: \$277,813,470.72

- * - Ending balance includes assets allocated for HRA (Select and Waiver) and FSA reserves. Beginning with plan year 2016 members are allowed to rollover up to \$500 of unused FSA balance creating the need for additional reserve.
- ** - Per HB1, as of June 30, 2022, plan year balances for all plan years before 2020 and all subsequent balances from those plan years were transferred to Plan Year 2020.

Kentucky Employees' Health Plan – Status Report
2nd Quarter, 2024
Attachment C – Enrollment
Page C-1



Commonwealth of Kentucky

Kentucky Employees' Health Plan

Actuarial Reserve Study
June 30, 2024

Three Alliance Center
3550 Lenox Road NE
Suite 1700
Atlanta, GA 30326

August 2024

Commonwealth of Kentucky

TABLE OF CONTENTS

Executive Summary 3

Actuarial Statement of Opinion..... 4

Data and Assumptions..... 5

Methodology 6

Results..... 7

 Exhibit 1: Summary for All Plans 7

 Exhibit 2a: Total (Medical & Pharmacy)..... 8

 Exhibit 2b: Medical 9

 Exhibit 2c: Pharmacy..... 10

 Exhibit 3: Health Reimbursement Arrangements 11

 Exhibit 4: Rx Rebates 12

 Exhibit 5: Premium Deficiency Reserve..... 13

EXECUTIVE SUMMARY

Aon has conducted an actuarial valuation of the incurred, but not paid, claims as of June 30, 2024, for the medical and prescription drug benefits provided by Kentucky Employees' Health Plan (KEHP) and administered through Humana and Express Scripts (ESI) prior to 2015. Beginning from 2015, medical and prescription drug benefits are administered through Anthem and Caremark.

The results show a projected total reserve of approximately \$129.4 million. This figure includes \$6.2 million as an explicit provision for adverse experience. Claims that have been processed and paid, and invoiced to KEHP but not yet paid are excluded from these actuarial estimates, though this may represent an additional liability outside the scope of this actuarial review. The estimates provided also exclude unallocated amounts, which are believed to be immaterial to the Plan.

The details of the Unpaid Claim Reserve are shown in separate exhibits for Medical, Pharmacy, CDHP Health Reimbursement Arrangement (HRA) and the Waiver Credit HRA.

The traditional actuarial loss developmental method and Bornhuetter-Ferguson method were the basis of our calculation. The loss development uses historical paid claims information by incurred date. This method is consistent with reserve calculations within the industry, and best reflects the impact on claim payment patterns and accounts for the cyclical nature of the Plan's claims.

In accordance with GASB 10, to the extent that future billed premiums for the 2024 plan year are not sufficient to cover future incurred claims and administrative fees for the 2024 plan year, a "premium deficiency reserve" (PDR) in the amount of the difference should be estimated. As of June 30, 2024, due to the estimated revenue (\$1,254.6 million) being insufficient to cover the estimated program expenses (\$1,314.2 million), there is an additional premium deficiency reserve of \$59.6 million.

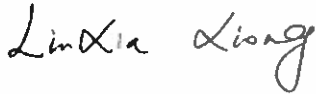
Also included in this report are the actual Rx rebates paid from January 1, 2020 to December 2023 and the estimated Rx rebate from January 1, 2024 to June 30, 2024.

The results mentioned above are contingent upon future events. Consequently, actual results will differ from projected results. These deviations may be material. KEHP staff should monitor emerging experience and take appropriate actions as required.

**ACTUARIAL CERTIFICATION
STATEMENT OF OPINION**

Aon has been retained by the Commonwealth of Kentucky to study the actuarial reserves for incurred but not paid claims as of June 30, 2024, for the medical and prescription drug benefits provided by Kentucky Employees' Health Plan. I am employed by Aon. I am a Member of the Society of Actuaries and am qualified by education and experience to make the statements of actuarial opinion contained herein.

In performing our reserve study, we have relied upon reports and information provided by Merative, the carriers and The Commonwealth of Kentucky. We have not audited this data beyond general tests for reasonableness. The results are our best estimate of incurred but unpaid claims with explicit margins for adverse deviation. The techniques and methodology used are reasonable and in accordance with generally accepted actuarial principles and practice.



LinXia Xiong, FSA, MAAA
Vice President

August 09, 2024

Date



Colleen M. Huber, FSA, MAAA
Senior Vice President

August 09, 2024

Date

DATA AND ASSUMPTIONS

Commonwealth of Kentucky Medical and Pharmacy benefits are administered through Anthem and Caremark beginning from 2015. Below is all data source we have used:

- Monthly enrollment provided by Merative.
- Transactional and eligibility data was provided by KEHP.
- Medical and Pharmacy claims incurred and paid from July 1, 2021 to June 30, 2024 provided by Anthem and Caremark.

No adjustment for interest was used in this analysis. Anthem and Caremark don't charge administrative fees for processing run-out claims so no administrative fee reserve is required.

METHODOLOGY

The unpaid claim liability (UCL), also called the incurred but not reported (IBNR) reserve, at a specified date is essentially the estimated claims incurred up to that date less the claims that have been (incurred and) paid to that date. Since the incurred and paid claims are known, the UCL is easily determined once the incurred claims have been estimated.

The traditional loss development method uses historical claim payment patterns to develop completion factors that are used to estimate incurred claims. The claims incurred in a given month and paid by the end of the experience period are divided by the completion factor to estimate the incurred claims for that month. The UCL for that month is subsequently determined by subtracting the known incurred and paid claims from the estimated incurred claims. The total UCL is merely the sum of all the appropriate monthly UCL estimates.

This method is relatively easy to understand and is effective when the historical claim payment patterns are deemed to be stable enough to estimate current/future claim payment patterns and when several months of claim payments (run-out) after the incurred month are available. When the run-out for any month is limited, this month is called immature and the associated completion factor is significantly less than one. The resulting incurred claim estimate is unstable. Consequently, a secondary method has traditionally been used to estimate the immature months.

The secondary method for health claims is often an average of historical incurred claims adjusted for claim trend and enrollment between the historical period and the time of interest. One of the shortcomings of this secondary method is that the available claim payment information for the month being estimated is not used. Another problem is that the line of demarcation between mature months and immature months is as much art as science.

The Bornhuetter-Ferguson Method (BFM) addresses both of these issues by blending the loss development method and the secondary method. The BFM uses the available incurred and paid data and the expected UCL developed from the secondary method to estimate incurred claims. This method generally provides a more stable estimate than the pure loss development method, a more responsive estimate than the secondary method, and a reasonable technique for blending the results of both methods.

Using the BFM with claims paid through March 31, 2024, the resulting UCL for June 30, 2024 was approximately \$123.3 million. In addition, an explicit margin for adverse deviation of 5.0% of claims unpaid on June 30, 2024 has been used.

RESULTS

The result of our reserve analysis shows the following components of our June 30, 2024 reserve for the Kentucky Employees' Health Plan.

Exhibit 1

| Kentucky Employees' Health Plan Terminal Liability Calculation as of June 30, 2024 | | | | |
|---|--|--------------------|---|--|
| | Unpaid Claims Liability as of June 30, 2024 | Margin (5%) | Administrative Fees for Processing Runout Claims | Total IBNR Reserve (Rounded to Nearest \$1,000) |
| Medical | \$119,035,253 | \$5,951,763 | \$0 | \$124,987,000 |
| Pharmacy | \$1,130,142 | \$56,507 | \$0 | \$1,187,000 |
| CDHP HRA | \$2,081,549 | \$104,077 | \$0 | \$2,186,000 |
| Waiver HRA | \$1,027,865 | \$51,393 | \$0 | \$1,079,000 |
| Grand Total | \$123,274,809 | \$6,163,740 | \$0 | \$129,439,000 |

* Claims that have been processed and paid, and invoiced to KEHP but not yet paid are excluded from these actuarial estimates, though this may represent an additional liability outside the scope of this actuarial review. The estimates provided also exclude unallocated amounts, which are believed to be immaterial to the Plan.

*No administrative fees are required from Anthem or Caremark for processing runout claims.

Exhibit 2a

**Kentucky Employees' Health Plan
 Medical and Pharmacy
 Terminal Liability Calculation as of June 30, 2024**

| Month | Enrollment | Estimated Incurred Claims | Completion Factor | Actual Paid | Total Unpaid Claim Reserve |
|--------------|------------|---------------------------|-------------------|------------------------|----------------------------|
| Jul-21 | 138,284 | \$152,991,586 | 1.000 | \$152,991,586 | \$0 |
| Aug-21 | 137,179 | \$157,116,964 | 1.000 | \$157,116,964 | \$0 |
| Sep-21 | 136,596 | \$151,390,411 | 1.000 | \$151,390,411 | \$0 |
| Oct-21 | 138,675 | \$158,251,876 | 1.000 | \$158,251,876 | \$0 |
| Nov-21 | 138,498 | \$164,096,470 | 1.000 | \$164,096,470 | \$0 |
| Dec-21 | 138,422 | \$182,803,923 | 1.000 | \$182,803,923 | \$0 |
| Jan-22 | 139,271 | \$119,888,441 | 1.000 | \$119,888,441 | \$0 |
| Feb-22 | 138,919 | \$120,204,434 | 1.000 | \$120,204,434 | \$0 |
| Mar-22 | 138,935 | \$145,290,003 | 1.000 | \$145,290,003 | \$0 |
| Apr-22 | 138,732 | \$138,790,176 | 1.000 | \$138,790,176 | \$0 |
| May-22 | 138,533 | \$144,974,574 | 1.000 | \$144,974,574 | \$0 |
| Jun-22 | 138,120 | \$155,203,669 | 1.000 | \$155,203,669 | \$0 |
| Jul-22 | 137,350 | \$147,172,577 | 1.000 | \$147,172,577 | \$0 |
| Aug-22 | 136,362 | \$157,567,666 | 1.000 | \$157,552,288 | \$15,378 |
| Sep-22 | 135,557 | \$153,278,367 | 1.000 | \$153,254,680 | \$23,687 |
| Oct-22 | 137,962 | \$158,445,052 | 1.000 | \$158,436,076 | \$8,975 |
| Nov-22 | 138,038 | \$166,792,801 | 1.000 | \$166,781,153 | \$11,648 |
| Dec-22 | 138,200 | \$176,403,457 | 1.000 | \$176,342,209 | \$61,247 |
| Jan-23 | 138,657 | \$129,916,938 | 1.000 | \$129,852,645 | \$64,293 |
| Feb-23 | 138,390 | \$133,713,290 | 0.999 | \$133,622,000 | \$91,290 |
| Mar-23 | 138,646 | \$161,650,842 | 0.999 | \$161,482,643 | \$168,200 |
| Apr-23 | 138,642 | \$153,648,671 | 0.999 | \$153,529,863 | \$118,808 |
| May-23 | 138,525 | \$167,066,580 | 0.999 | \$166,947,086 | \$119,495 |
| Jun-23 | 138,392 | \$176,373,923 | 0.999 | \$176,242,869 | \$131,054 |
| Jul-23 | 138,166 | \$170,420,242 | 0.999 | \$170,209,895 | \$210,347 |
| Aug-23 | 137,374 | \$181,261,994 | 0.998 | \$180,860,404 | \$401,590 |
| Sep-23 | 136,796 | \$166,303,148 | 0.996 | \$165,716,525 | \$586,624 |
| Oct-23 | 139,327 | \$184,412,347 | 0.995 | \$183,520,595 | \$891,752 |
| Nov-23 | 139,556 | \$189,345,710 | 0.994 | \$188,174,031 | \$1,171,679 |
| Dec-23 | 139,704 | \$200,016,107 | 0.991 | \$198,239,206 | \$1,776,901 |
| Jan-24 | 140,879 | \$143,419,728 | 0.989 | \$141,793,539 | \$1,626,189 |
| Feb-24 | 140,692 | \$155,050,455 | 0.981 | \$152,181,046 | \$2,869,409 |
| Mar-24 | 140,964 | \$167,270,395 | 0.954 | \$159,616,577 | \$7,653,818 |
| Apr-24 | 140,951 | \$171,281,898 | 0.940 | \$161,059,895 | \$10,222,003 |
| May-24 | 140,811 | \$177,388,867 | 0.852 | \$151,093,044 | \$26,295,823 |
| Jun-24 | 140,567 | \$182,010,057 | 0.639 | \$116,364,870 | \$65,645,187 |
| Total | | \$5,761,213,640 | | \$5,641,048,245 | \$120,165,395 |

Exhibit 2b
Kentucky Employees' Health Plan
Medical
Terminal Liability Calculation as of June 30, 2024

| Month | Enrollment | Estimated Incurred Claims | Completion Factor | Actual Paid | Total Unpaid Claim Reserve |
|--------------|------------|---------------------------|-------------------|------------------------|----------------------------|
| Jul-21 | 138,284 | \$106,824,367 | 1.000 | \$106,824,367 | \$0 |
| Aug-21 | 137,179 | \$109,752,771 | 1.000 | \$109,752,771 | \$0 |
| Sep-21 | 136,596 | \$104,443,348 | 1.000 | \$104,443,348 | \$0 |
| Oct-21 | 138,675 | \$110,212,791 | 1.000 | \$110,212,791 | \$0 |
| Nov-21 | 138,498 | \$113,847,959 | 1.000 | \$113,847,959 | \$0 |
| Dec-21 | 138,422 | \$127,968,435 | 1.000 | \$127,968,435 | \$0 |
| Jan-22 | 139,271 | \$79,657,896 | 1.000 | \$79,657,896 | \$0 |
| Feb-22 | 138,919 | \$80,785,481 | 1.000 | \$80,785,481 | \$0 |
| Mar-22 | 138,935 | \$98,118,406 | 1.000 | \$98,118,406 | \$0 |
| Apr-22 | 138,732 | \$94,448,700 | 1.000 | \$94,448,700 | \$0 |
| May-22 | 138,533 | \$98,116,479 | 1.000 | \$98,116,479 | \$0 |
| Jun-22 | 138,120 | \$106,440,033 | 1.000 | \$106,440,033 | \$0 |
| Jul-22 | 137,350 | \$100,381,219 | 1.000 | \$100,381,219 | \$0 |
| Aug-22 | 136,362 | \$107,117,823 | 1.000 | \$107,109,941 | \$7,882 |
| Sep-22 | 135,557 | \$104,019,608 | 1.000 | \$104,000,213 | \$19,395 |
| Oct-22 | 137,962 | \$109,280,599 | 1.000 | \$109,276,388 | \$4,211 |
| Nov-22 | 138,038 | \$116,518,328 | 1.000 | \$116,511,650 | \$6,679 |
| Dec-22 | 138,200 | \$123,639,728 | 1.000 | \$123,587,378 | \$52,350 |
| Jan-23 | 138,657 | \$82,215,551 | 0.999 | \$82,165,403 | \$50,148 |
| Feb-23 | 138,390 | \$85,950,119 | 0.999 | \$85,876,490 | \$73,629 |
| Mar-23 | 138,646 | \$104,470,337 | 0.999 | \$104,327,594 | \$142,743 |
| Apr-23 | 138,642 | \$97,850,695 | 0.999 | \$97,764,116 | \$86,579 |
| May-23 | 138,525 | \$104,787,342 | 0.999 | \$104,710,139 | \$77,203 |
| Jun-23 | 138,392 | \$113,038,756 | 0.999 | \$112,959,430 | \$79,326 |
| Jul-23 | 138,166 | \$109,077,649 | 0.999 | \$108,925,173 | \$152,477 |
| Aug-23 | 137,374 | \$114,491,218 | 0.997 | \$114,160,370 | \$330,848 |
| Sep-23 | 136,796 | \$105,073,774 | 0.995 | \$104,556,701 | \$517,073 |
| Oct-23 | 139,327 | \$115,957,412 | 0.993 | \$115,144,981 | \$812,432 |
| Nov-23 | 139,556 | \$122,966,095 | 0.991 | \$121,881,499 | \$1,084,595 |
| Dec-23 | 139,704 | \$131,218,400 | 0.987 | \$129,542,979 | \$1,675,421 |
| Jan-24 | 140,879 | \$88,239,701 | 0.982 | \$86,692,235 | \$1,547,466 |
| Feb-24 | 140,692 | \$98,006,671 | 0.971 | \$95,213,470 | \$2,793,201 |
| Mar-24 | 140,964 | \$106,570,775 | 0.929 | \$99,007,410 | \$7,563,366 |
| Apr-24 | 140,951 | \$106,308,255 | 0.905 | \$96,185,033 | \$10,123,223 |
| May-24 | 140,811 | \$110,910,130 | 0.764 | \$84,720,310 | \$26,189,821 |
| Jun-24 | 140,567 | \$115,283,497 | 0.431 | \$49,638,310 | \$65,645,187 |
| Total | | \$3,803,990,348 | | \$3,684,955,095 | \$119,035,253 |

Exhibit 2c
Kentucky Employees' Health Plan
Pharmacy
Terminal Liability Calculation as of June 30, 2024

| Month | Enrollment | Estimated Incurred Claims | Completion Factor | Actual Paid | Total Unpaid Claim Reserve |
|--------------|------------|---------------------------|-------------------|------------------------|----------------------------|
| Jul-21 | 138,284 | \$46,167,219 | 1.000 | \$46,167,219 | \$0 |
| Aug-21 | 137,179 | \$47,364,194 | 1.000 | \$47,364,194 | \$0 |
| Sep-21 | 136,596 | \$46,947,063 | 1.000 | \$46,947,063 | \$0 |
| Oct-21 | 138,675 | \$48,039,085 | 1.000 | \$48,039,085 | \$0 |
| Nov-21 | 138,498 | \$50,248,511 | 1.000 | \$50,248,511 | \$0 |
| Dec-21 | 138,422 | \$54,835,488 | 1.000 | \$54,835,488 | \$0 |
| Jan-22 | 139,271 | \$40,230,545 | 1.000 | \$40,230,545 | \$0 |
| Feb-22 | 138,919 | \$39,418,954 | 1.000 | \$39,418,954 | \$0 |
| Mar-22 | 138,935 | \$47,171,597 | 1.000 | \$47,171,597 | \$0 |
| Apr-22 | 138,732 | \$44,341,476 | 1.000 | \$44,341,476 | \$0 |
| May-22 | 138,533 | \$46,858,095 | 1.000 | \$46,858,095 | \$0 |
| Jun-22 | 138,120 | \$48,763,637 | 1.000 | \$48,763,637 | \$0 |
| Jul-22 | 137,350 | \$46,791,358 | 1.000 | \$46,791,358 | \$0 |
| Aug-22 | 136,362 | \$50,449,844 | 1.000 | \$50,442,347 | \$7,496 |
| Sep-22 | 135,557 | \$49,258,759 | 1.000 | \$49,254,467 | \$4,292 |
| Oct-22 | 137,962 | \$49,164,452 | 1.000 | \$49,159,688 | \$4,765 |
| Nov-22 | 138,038 | \$50,274,473 | 1.000 | \$50,269,504 | \$4,969 |
| Dec-22 | 138,200 | \$52,763,729 | 1.000 | \$52,754,831 | \$8,898 |
| Jan-23 | 138,657 | \$47,701,387 | 1.000 | \$47,687,242 | \$14,145 |
| Feb-23 | 138,390 | \$47,763,171 | 1.000 | \$47,745,511 | \$17,661 |
| Mar-23 | 138,646 | \$57,180,505 | 1.000 | \$57,155,049 | \$25,456 |
| Apr-23 | 138,642 | \$55,797,976 | 0.999 | \$55,765,747 | \$32,229 |
| May-23 | 138,525 | \$62,279,238 | 0.999 | \$62,236,947 | \$42,292 |
| Jun-23 | 138,392 | \$63,335,167 | 0.999 | \$63,283,439 | \$51,728 |
| Jul-23 | 138,166 | \$61,342,593 | 0.999 | \$61,284,723 | \$57,870 |
| Aug-23 | 137,374 | \$66,770,776 | 0.999 | \$66,700,034 | \$70,742 |
| Sep-23 | 136,796 | \$61,229,374 | 0.999 | \$61,159,824 | \$69,550 |
| Oct-23 | 139,327 | \$68,454,934 | 0.999 | \$68,375,614 | \$79,320 |
| Nov-23 | 139,556 | \$66,379,616 | 0.999 | \$66,292,532 | \$87,084 |
| Dec-23 | 139,704 | \$68,797,706 | 0.999 | \$68,696,227 | \$101,480 |
| Jan-24 | 140,879 | \$55,180,027 | 0.999 | \$55,101,304 | \$78,723 |
| Feb-24 | 140,692 | \$57,043,785 | 0.999 | \$56,967,577 | \$76,208 |
| Mar-24 | 140,964 | \$60,699,620 | 0.999 | \$60,609,168 | \$90,452 |
| Apr-24 | 140,951 | \$64,973,643 | 0.998 | \$64,874,863 | \$98,780 |
| May-24 | 140,811 | \$66,478,736 | 0.998 | \$66,372,734 | \$106,002 |
| Jun-24 | 140,567 | \$66,726,560 | 1.000 | \$66,726,560 | \$0 |
| Total | | \$1,957,223,292 | | \$1,956,093,150 | \$1,130,142 |

Exhibit 3

Kentucky Employees' Health Plan Terminal Liability Calculation as of June 30, 2024

Health Reimbursement Arrangements

| CDHP HRA | | | | |
|--------------|----------------------|-------------------|----------------------|----------------------|
| Period | Paid To Date | Completion Factor | Total Incurred | Unpaid Claim Reserve |
| Jan-Mar 2021 | \$16,396,156 | 100.0% | \$16,396,156 | \$0 |
| Apr-Jun 2021 | \$15,461,307 | 100.0% | \$15,461,307 | \$0 |
| Jul-Sep 2021 | \$12,041,937 | 100.0% | \$12,041,937 | \$0 |
| Oct-Dec 2021 | \$11,002,270 | 100.0% | \$11,002,270 | \$0 |
| Jan-Mar 2022 | \$17,811,863 | 100.0% | \$17,811,863 | \$0 |
| Apr-Jun 2022 | \$16,170,358 | 100.0% | \$16,170,358 | \$0 |
| Jul-Sep 2022 | \$11,826,643 | 100.0% | \$11,826,643 | \$0 |
| Oct-Dec 2022 | \$10,841,952 | 100.0% | \$10,841,952 | \$0 |
| Jan-Mar 2023 | \$19,189,732 | 100.0% | \$19,189,738 | \$6 |
| Apr-Jun 2023 | \$15,830,549 | 99.9% | \$15,839,779 | \$9,230 |
| Jul-Sep 2023 | \$11,865,992 | 99.6% | \$11,908,255 | \$42,263 |
| Oct-Dec 2023 | \$11,449,770 | 99.1% | \$11,557,846 | \$108,076 |
| Jan-Mar 2024 | \$19,793,530 | 98.1% | \$20,185,403 | \$391,873 |
| Apr-Jun 2024 | \$16,447,576 | 91.5% | \$17,977,678 | \$1,530,102 |
| Total | \$206,129,635 | | \$208,211,184 | \$2,081,549 |

| Waiver HRA | | | | |
|--------------|----------------------|------------|----------------------|--------------------|
| Plan Year | Paid To Date | Completion | Total Incurred | Unpaid Claim |
| 2021 | \$35,912,978 | 100.0% | \$35,912,978 | \$0 |
| 2022 | \$35,200,851 | 100.0% | \$35,200,851 | \$0 |
| 2023 | \$36,400,636 | 99.7% | \$36,521,062 | \$120,425 |
| 2024 | \$16,069,598 | 94.7% | \$16,977,037 | \$907,439 |
| Total | \$123,584,063 | | \$124,611,927 | \$1,027,865 |

Exhibit 4

Kentucky Employees' Health Plan Rx Rebates as of June 30, 2024

| Plan Year | Rebate Amount | | |
|-----------|---------------|--------------|-------------------|
| | Accounting | Incurred | |
| Q1 2020 | \$35,062,495 | \$44,376,478 | Actual/Estimate |
| Q2 2020 | \$41,193,865 | \$45,265,406 | Actual/Estimate |
| Q3 2020 | \$38,937,487 | \$45,828,808 | Actual/Estimate |
| Q4 2020 | \$59,898,357 | \$47,401,948 | Actual/Estimate |
| Q1 2021 | \$43,236,360 | \$42,018,928 | Actual/Estimate |
| Q2 2021 | \$43,485,834 | \$45,269,213 | Actual/Estimate |
| Q3 2021 | \$46,018,808 | \$45,851,085 | Actual/Estimate |
| Q4 2021 | \$54,469,127 | \$48,832,654 | Actual/Estimate |
| Q1 2022 | \$46,693,187 | \$52,865,212 | Actual/Estimate |
| Q2 2022 | \$52,280,271 | \$56,165,249 | Actual/Estimate |
| Q3 2022 | \$56,253,088 | \$58,884,598 | Actual/Estimate |
| Q4 2022 | \$65,636,965 | \$59,177,357 | Actual/Estimate |
| Q1 2023 | \$57,552,152 | \$65,199,835 | Actual/Estimate |
| Q2 2023 | \$65,764,561 | \$74,848,135 | Actual/Estimate |
| Q3 2023 | \$69,736,334 | \$80,137,534 | Actual/Estimate |
| Q4 2023 | \$70,158,570 | \$82,054,079 | Actual/Estimate |
| Q1 2024 | \$69,285,014 | \$81,218,260 | Estimate/Estimate |
| Q2 2024 | \$79,171,644 | \$83,429,199 | Estimate/Estimate |

Exhibit 5
Kentucky Employees' Health Plan
Premium Deficiency Reserve as of June 30, 2024

| Calculation of the Premium Deficiency Reserve | |
|--|------------------|
| (figures in \$millions) | |
| Revenue | |
| Medical and Pharmacy Premiums | \$1,065.9 |
| HRA Waiver Premiums | \$25.5 |
| Interest Income | \$4.8 |
| Pharmacy Rebates | \$158.4 |
| Total Revenue (a) | \$1,254.6 |
| Expenses | |
| Medical and Pharmacy Claims | \$1,224.9 |
| Administrative Fees (Medical & Pharmacy) | \$42.1 |
| Operating Expenses/ERRP | \$5.0 |
| HRA (waiver & select) Claims | \$42.2 |
| Total Expenses (b) | \$1,314.2 |
| Net Gain/(Loss) (a) - (b) | (\$59.6) |

* As of June 30, 2024, due to the estimated revenue (\$1,254.6 million) being insufficient to cover the estimated program expenses (\$1,314.2 million), there is an additional premium deficiency reserve of \$59.6 million.

Anthem clinical update

Integrated Health Model (IHM)



Kentucky Employees' Health Plan (KEHP) Report for: January 1, 2024 – June 30, 2024

This report provides an overview of the KEHP's key demographic data elements, IHM participant engagement, Utilization Management, and MyHealth Advantage activity during the reporting period.

| Demographics | Current |
|---------------------------|---------|
| Average number of members | 262,545 |
| Average population age | 37 |

| Clinical programs | Total identified | Engaged | % Engaged |
|---------------------------|------------------|---------|-----------|
| IHM | 63,587 | 5,189 | 8.2%* |
| Behavioral Health | 575 | 215 | 37.4% |
| Building Healthy Families | 103 | 40 | 38.8% |

*Members identified for outreach/engaged.

| Enrollments | |
|-----------------------------------|-----|
| Diabetes Prevention Program (DPP) | 876 |

| Utilization Management | Authorization requests | Approval rate |
|------------------------|------------------------|---------------|
| Inpatient | 5,919 | 92.67% |
| Outpatient | 37,708 | 90.72% |
| Total | 43,627 | 90.99% |

| MyHealth Advantage | Total eligible | Notes generated | Total alerts | Gaps in care alerts | Preventive alerts |
|--------------------|----------------|-----------------|--------------|---------------------|-------------------|
| Total | 270,967 | 14,900 | 76,310 | 57,061 | 19,249 |

- Anthem Blue Cross and Blue Shield (Anthem) works with the KEHP to integrate health by innovation.** This holistic model offers care which focuses on improving health and promoting physical, emotional, mental, and financial well-being for the KEHP membership.
- Behavioral Health Clinical Care Management programs:** Provide outreach, support, and guidance for members with complex behavioral health conditions. The Behavioral team may also collaborate with Personal Health Consultants to ensure continuity of medical and mental health needs.
- Building Healthy Families:** A maternity program to provide assistance beyond pregnancy and postpartum. The program will provide personalized, on-demand health support for a growing family. As parents prepare for a new baby, navigate postpartum, and raise a family, they will have the resources needed to thrive.
- Diabetes Prevention Program (DPP):** DPP is a lifestyle change program available to members and their dependents identified with pre-diabetes or with a high risk of developing diabetes.
- IHM:** Better health, better outcomes promoted by identifying and engaging members and creating cases with Registered Nurses, referred to as Personal Health Consultants. Through innovative, smart triggers, the program finds members at risk for serious and costly medical conditions and directs them to specialized programs.
- MyHealth Advantage:** An early-risk management program that is designed to help improve members' compliance with evidence-based care recommendations. The program provides personalized information via MyHealth Note, which empowers members to take greater control of their health and healthcare decision-making.
- Utilization Management:** Preauthorization is required for nonemergency hospital admissions, inpatient services, and select outpatient services. This chart shows the requested authorizations and percentage approved.

Kentucky Employees' Health Plan – Status Report
2nd Quarter, 2024
Attachment F – Anthem Performance Guarantees
Page F-1

| Performance Category | Guarantee | 1Q | 2Q | 3Q | 4Q |
|--------------------------------------|--|--------|--------|--------|--------|
| Claims Timeliness (14 Calendar Days) | <p>A minimum of 90% of Non-investigated medical Claims will be processed timely.</p> <p>Non-investigated Claims are defined as medical Claims that process through the system without the need to obtain additional information from the Provider, Subscriber or other external sources. Processed Timely is defined as Non-investigated medical Claims that have been adjudicated within 14 calendar days of receipt.</p> <p>This Guarantee will be calculated based on the number of Non-investigated Claims that Processed Timely divided by the total number of Non-investigated Claims. The calculation of this Guarantee does not include Claim adjustments. The calculation of this Guarantee also excludes in any quarter, Claims for the Kentucky Employees' Health Plan for requested changes to Plan benefits, until all such changes have been implemented. This will be measured with the Kentucky Employees' Health Plan's specific data.</p> | Annual | Annual | Annual | Annual |
| Claim Timeliness (30 Calendar Days) | <p>A minimum of 98% of Non-investigated medical Claims will be processed timely.</p> <p>Non-investigated medical Claims are defined as Claims that process through the system without the need to obtain additional information from the Provider, Subscriber, or other external sources. Processed Timely is defined as Non-investigated medical Claims that have been adjudicated within 30 calendar days of receipt.</p> <p>This Guarantee will be calculated based on the number of Non-investigated Claims that Processed Timely divided by the total number of Non-investigated Claims. The calculation of this Guarantee does not include Claim adjustments. The calculation of this Guarantee also excludes in any quarter, Claims for the Kentucky Employees' Health Plan for requested changes to Plan benefits, until all such changes have been implemented. This will be measured with the Kentucky Employees' Health Plan's specific data.</p> | Annual | Annual | Annual | Annual |
| Claims Financial Accuracy | <p>A minimum of 99% of medical Claim dollars will be processed accurately. This Guarantee will be calculated based on the total dollar amount of audited medical Claims paid correctly divided by the total dollar amount of audited medical Paid Claims. The calculation of this Guarantee does not include Claim adjustments. The calculation of this Guarantee also excludes in any quarter Claims for the Kentucky Employees' Health Plan for requested changes to Plan benefits, until all such changes have been implemented. This will be measured with the Kentucky Employees' Health Plan's specific data.</p> | Annual | Annual | Annual | Annual |
| Claims Accuracy | <p>A minimum of 97% of medical Claims will be paid or denied correctly. This Guarantee will be calculated based on the number of audited medical Claims paid and denied correctly divided by the total number of audited medical Claims paid and denied. The calculation of this Guarantee also excludes in any quarter Claims for the Kentucky Employees' Health Plan for requested changes to Plan benefits, until all such changes have been implemented. This will be measured with the Kentucky Employees' Health Plan's specific data.</p> | Annual | Annual | Annual | Annual |

Kentucky Employees' Health Plan – Status Report
2nd Quarter, 2024
Attachment F – Anthem Performance Guarantees
Page F-2

| Performance Category | Guarantee | 1Q | 2Q | 3Q | 4Q |
|---|--|--------|--------|--------|--------|
| Adjustments | The percent of adjustments aged greater than 30 days shall be 5% or less. The measure is based on the percentage of claim adjustments entered into the system that are unresolved within 30 days of company receipt date. This includes adjustments routed to other plans/departments (excluding adjustments resulting from client / plan sponsored benefit changes). | Annual | Annual | Annual | Annual |
| Processing of Ongoing Eligibility Information | 100% of the Kentucky Employees' Health Plan's ongoing electronic eligibility files will be processed timely. Timely Processing is defined as electronic eligibility files processed and updated on the eligibility database within 5 business days of receipt of an eligibility file. This Guarantee only applies to the processing of eligibility files submitted by the Kentucky Employees' Health Plan outside of an open enrollment period. This Guarantee does not apply to a defective eligibility file. Defective Eligibility File is defined as an eligibility file that has issues that prevent Contractor's processing of the file. Contractor's payment of this Guarantee is conditioned upon receipt of eligibility files in a format mutually agreed upon by the Parties. This Guarantee will be calculated by (1) dividing total number of eligibility files processed within the timeframe set forth above by (2) the number of the Kentucky Employees' Health Plan's eligibility files processed. This will be measured with the Kentucky Employees' Health Plan's specific data. | Annual | Annual | Annual | Annual |
| Ongoing ID Cards Issuance | A minimum of 99% of Subscriber digital ID cards will be available or Member physical ID cards will be mailed to members, depending on a member's preference, within 10 business days of Contractor's processing of an accurate eligibility file. An Accurate Eligibility File is defined as: (1) an eligibility file formatted in a mutually agreed upon manner; (2) received by Contractor outside of an open enrollment period; and, (3) contains an error rate of less than 1%. This Guarantee will be calculated based on the total number of ongoing ID cards available to Subscribers or mailed to Members within the timeframe set forth above divided by the total number of Members eligible to receive ongoing ID cards. This will be measured with the Kentucky Employees' Health Plan's specific data. | Annual | Annual | Annual | Annual |
| Average Speed to Answer | The average speed to answer (ASA) will be 30 seconds or less. ASA is defined as the average number of whole seconds Members wait and/or are in the telephone system before receiving a response from a customer care representative (CCR) or an interactive voice response unit (IVR). This Guarantee will be calculated based on the total number of calls received in the customer service telephone system. This will be measured with the Kentucky Employees' Health Plan's specific data. | Annual | Annual | Annual | Annual |
| Call Abandonment Rate | A maximum of 2% of Member calls will be abandoned. Abandoned Calls are defined as Member calls that are waiting for a customer care representative (CCR), but are abandoned before connecting with a CCR. This Guarantee will be calculated based on the number of calls abandoned divided by the total number of calls received in the customer service telephone system. Calls that are abandoned in less than five seconds will not be included in this calculation. This will be measured with the Kentucky Employees' Health Plan's specific data. | Annual | Annual | Annual | Annual |

Kentucky Employees' Health Plan – Status Report
2nd Quarter, 2024
Attachment F – Anthem Performance Guarantees
Page F-3

| Performance Category | Guarantee | 1Q | 2Q | 3Q | 4Q |
|---------------------------|--|--------|--------|--------|--------|
| First Call Resolution | <p>A minimum of 85% of Member calls will be resolved during the initial contact with no further follow up required. First Call Resolution is defined as Member callers receiving a response to their inquiry during an initial contact with no further follow-up required. This Guarantee will be calculated based on the total number of Members who receive a First Call Resolution divided by the total number of calls received into the customer service telephone system. This will be measured with the Kentucky Employees' Health Plan's specific data.</p> | Annual | Annual | Annual | Annual |
| Member Satisfaction – NPS | <p>This Guarantee establishes a Quality Benchmark transactional Net Promoter Score (NPS) of 40. Anthem will either: (i) meet or exceed the Quality Benchmark, or, (ii) there will be an improvement in the Net Promoter Score from the Baseline Period.</p> <p>The survey is conducted after a member contacts a customer service representative (CSR). Each member who completes a transaction with Anthem will be asked to provide a rating on a scale from 0 (Not at All Likely) to 10 (Extremely Likely) to a question that asks how likely the member would recommend Anthem to a friend or colleague based on the member's most recent transaction. The transactional Net Promoter Score will be calculated by subtracting the percentage of Detractors (members who provide a rating from 0 to 6) from the percentage of Promoters (members who provide a rating of 9 or 10).</p> <p>To determine the results for (i), Anthem shall compare the Net Promoter Score in the Measurement Period to the Quality Benchmark.</p> <p>The improvement for (ii) will be determined by comparing the Net Promoter Score in the Measurement Period to the Net Promoter Score in the Baseline Period.</p> <p>The Baseline Period is the equivalent time period preceding the Measurement Period.</p> <p>This will be measured with the Kentucky Employees' Health Plan's specific data.</p> | Annual | Annual | Annual | Annual |

Kentucky Employees' Health Plan – Status Report
2nd Quarter, 2024
Attachment F – Anthem Performance Guarantees
Page F-4

| Performance Category | Guarantee | 1Q | 2Q | 3Q | 4Q |
|---------------------------------------|--|--------|--------|--------|--------|
| Account Management Satisfaction | <p>A minimum average score of 3 will be attained on the Account Management Satisfaction Survey (AMSS). A minimum of 3 responses per the Kentucky Employees' Health Plan to the AMSS is required to base the score on Kentucky Employees' Health Plan specific responses only. If 3 responses are received from the Kentucky Employees' Health Plan, an average score is calculated by adding the scores from each respondent divided by the total number of the Kentucky Employees' Health Plan respondents. If fewer than 3 responses are received, the score will be calculated as follows:</p> <p>2 Kentucky Employees' Health Plan responses: 2/3 of the score will be based on the Kentucky Employees' Health Plan specific AMSS results and 1/3 of the score will be based on the aggregate score of all AMSS results received by the Account Management Team.</p> <p>1 Kentucky Employees' Health Plan response: 1/3 of the score will be based on the Kentucky Employees' Health Plan specific AMSS results and 2/3 of the score will be based on the aggregate score of all AMSS results received by the Account Management Team.</p> <p>0 Kentucky Employees' Health Plan responses: The score will be based on the aggregate score of all AMSS results received by the Account Management Team.</p> | Annual | Annual | Annual | Annual |
| Heart Failure Identified Participants | <p>There will be either (i) a minimum Compliance Rate of 50%, or (ii) a minimum improvement of 2.5% in the difference between the 50% Compliance Rate and the result from the prior Measurement Period (the Performance Gap) in the percentage of Identified Members with heart failure who are prescribed one or more ACE inhibitors or ARB's in the current Measurement Period; as shown by Contractor Claims Data. The minimum Compliance Rate will be calculated based on the total number of Identified Members with heart failure who are prescribed one or more ACE inhibitors or other appropriate Prescription Drugs during the Measurement Period as shown by Contractor's Claims data divided by the total number of Identified Members. The improvement percentage will be calculated by subtracting the Compliance Rate for the prior Measurement Period from the Compliance Rate for the current Measurement Period and dividing the difference by the Performance Gap for the prior Measurement Period. This will be measured with Kentucky Employees' Health Plan specific data.</p> | Annual | Annual | Annual | Annual |

Kentucky Employees' Health Plan – Status Report
2nd Quarter, 2024
Attachment F – Anthem Performance Guarantees
Page F-5

| Performance Category | Guarantee | 1Q | 2Q | 3Q | 4Q |
|--|---|--------|--------|--------|--------|
| Asthma Identified Participants | <p>There will be either (i) a minimum Compliance Rate of 80%; or (ii) a minimum improvement of 2.5% in the difference between the 80% Compliance Rate and the result from the prior Measurement Period (the Performance Gap) in the percentage of Identified Members with persistent asthma who are prescribed one or more appropriate Prescription Drugs in the current Measurement Period; as shown by Contractor Claims data. The minimum Compliance Rate will be calculated based on the total number of Identified Members with persistent asthma who are prescribed one or more appropriate Prescription Drugs during the Measurement Period as shown by Contractor's Claims data divided by the total number of Identified Members. The Improvement percentage will be calculated by subtracting the Compliance Rate for the prior Measurement Period from the Compliance Rate for the current Measurement Period and dividing the difference by the Performance Gap for the prior Measurement Period. This will be measured with Kentucky Employees' Health Plan specific data if there are at least 100 Identified Members. If there are fewer than 100 Identified Members, Contractor will use the enterprise commercial membership (non-Medicare) results to determine if this Guarantee is met.</p> | Annual | Annual | Annual | Annual |
| Comprehensive Diabetes Care-Medical Attention for Nephropathy (kidney disease) | <p>There will be either (i) a minimum Compliance Rate of 70%; or (ii) a minimum Improvement of 2.5% in the difference between the 70% Compliance Rate and the result from the prior Measurement Period (the Performance Gap) in the percentage of Identified Members with diabetes (Type 1 and Type 2) who have received medical attention for nephropathy through a screening test; as shown by Contractor Claims data. The minimum Compliance Rate will be calculated based on the total number of Identified Members with diabetes (Type 1 and Type 2) who received at least one nephropathy screening test or evidence of nephropathy during the measurement period as shown by Contractor's Claims data divided by the total number of Identified Members. The improvement percentage will be calculated by subtracting the Compliance Rate for the prior Measurement Period from the Compliance Rate for the current Measurement Period and dividing the difference by the Performance Gap for the prior Measurement. This will be measured with Kentucky Employees' Health Plan specific data.</p> | Annual | Annual | Annual | Annual |

Kentucky Employees' Health Plan – Status Report
2nd Quarter, 2024
Attachment F – Anthem Performance Guarantees
Page F-6

| Performance Category | Guarantee | 1Q | 2Q | 3Q | 4Q |
|----------------------------------|--|--------|--------|--------|--------|
| Diabetes Identified Participants | <p>There will be either (i) a minimum Compliance Rate of 75%; or (ii) a minimum improvement of 2.5% in the difference between the 75% Compliance Rate and the result from the prior Measurement Period (the Performance Gap) in the percentage of Identified Members with diabetes who received at least one HbA1c test in the current Measurement Period; as shown by Contractor Claims data. The minimum Compliance Rate will be calculated based on the total number of Identified Members with diabetes who received at least one HbA1c test during the Measurement Period as shown by Contractor's Claims divided by the total number of Identified Members. The improvement percentage will be calculated by subtracting the Compliance Rate for the prior Measurement Period from the Compliance Rate for the current Measurement Period and dividing the difference by the Performance Gap for the prior Measurement Period. This will be measured with Kentucky Employees' Health Plan specific data.</p> | Annual | Annual | Annual | Annual |
| COPD | <p>The HEDIS measure that assesses the percentage of COPD exacerbations for Members 40 years of age and older who had an acute inpatient discharge or ED encounter on or between January 1–November 30 of the measurement year and who were dispensed appropriate medications (bronchodilator). Gap Closure Goal: 2.5% Target/Ceiling: 70%</p> <p>This will be calculated using Kentucky Employees' Health Plan specific data.</p> | Annual | Annual | Annual | Annual |

Kentucky Employees' Health Plan – Status Report
2nd Quarter, 2024
Attachment F – Anthem Performance Guarantees
Page F-7

| Performance Category | Guarantee | 1Q | 2Q | 3Q | 4Q |
|------------------------------------|---|--------|--------|--------|--------|
| Utilization Rates - Emergency Room | <p>In the Performance Period there will either be (i) maintenance of or a reduction in the number of Avoidable Emergency Room Visits per 1,000 Members (the Avoidable ER Visit Rate) from the Measurement Period compared to the Baseline Period that is Statistically Significant; or (ii) an Avoidable ER Visit Rate of 120 or less during the Measurement Period. The Baseline Period shall be the twelve months prior to the Measurement Period. In later Performance Periods there will either be (i) maintenance of or a reduction in the Avoidable ER Visit Rate from the prior Measurement Period that is Statistically Significant; or (ii) an Avoidable ER Visit Rate of 120 or less during the Measurement Period. Avoidable Emergency Room Visits are defined as low intensity emergency room visits as determined according to Contractor's criteria. Avoidable Emergency Room Visits do not include any emergency room visits that result in an inpatient admission. Statistically Significant is defined as Contractor's use of standard statistical tests that indicate at least a 95% confidence level that any change from the prior Measurement Period is not likely due to random chance alone. Only Members for whom Contractor has at least six months of eligibility information in a Measurement Period, shall be considered for purposes of this Guarantee. In the first Performance Period the change in the Avoidable ER Visit Rate shall be calculated by subtracting the Avoidable ER Visit Rate in the current Measurement Period by the Avoidable ER Visit Rate in the Baseline Period. This result shall then be divided by the Avoidable ER Visit Rate in the Baseline Period. In later Performance Periods the change in Avoidable ER Visit Rate shall be calculated by subtracting the Avoidable ER Visit Rate in the current Measurement Period by the Avoidable ER Visit Rate in the prior Measurement Period. This result shall then be divided by the Avoidable ER Visit Rate in the prior Measurement Period. This will be measured with Kentucky Employees' Health Plan specific data.</p> | Annual | Annual | Annual | Annual |

Kentucky Employees' Health Plan – Status Report
2nd Quarter, 2024
Attachment F – Anthem Performance Guarantees
Page F-8

| Performance Category | Guarantee | 1Q | 2Q | 3Q | 4Q |
|------------------------------|--|--------|--------|--------|--------|
| Utilization Rates - Hospital | <p>In the Performance Period there will either be (i) maintenance of or a reduction in the number of Admissions per 1,000 Members (Admission Rate) from the Measurement Period compared to the Baseline Period; or (ii) an Admission Rate of 65 or less during the Measurement Period. The Baseline Period shall be the twelve months prior to the Measurement Period. In later Performance Periods there will either be (i) maintenance of or a reduction in the Admission Rate from the prior Measurement Period; or (ii) an Admission Rate of 65 or less during the Measurement Period. Admissions are defined as admissions with Type of Service categories of Medical, Surgical and Behavioral Health. Admissions do not include admissions related to Type Of Service categories of Maternity, NICU or Rehabilitation. Only Members for whom Contractor has at least six months of eligibility information in a Measurement Period, shall be considered for purposes of this Guarantee. In the first Performance Period this Guarantee shall be calculated by subtracting the Admission Rate in the first Measurement Period from the Admission Rate in the Baseline Period. This result shall then be divided by the Admission Rate in the Baseline Period. In later Performance Periods the change in the Admission Rate shall be calculated by subtracting the Admission Rate in the current Measurement Period from the Admission Rate in the prior Measurement Period. This result shall then be divided by the Admission Rate in the prior Measurement Period. This will be measured with Kentucky Employees' Health Plan specific data.</p> | Annual | Annual | Annual | Annual |
| Enrollment | <p>A minimum of 40% of Members in Year 1 will enroll into the IHM program. Member enrollment is defined as (a) 1 or more successful telephonic contacts with a Contractor IHM coach or enrollment specialist; and (b) verbal permission to participate in the program. This Guarantee will be calculated based on the number of Members who have enrolled divided by the total number of Members outreached by the program. This will be measured with Kentucky Employees' Health Plan specific data.</p> | Annual | Annual | Annual | Annual |
| Post Discharge Outreach | <p>A minimum of 90% of Identified Members will receive successful contact from an Contractor health coach or receive at least two attempted outreach telephone calls from an Contractor health coach within three business days of notification of discharge, excluding the day of discharge, from a medical or surgical inpatient stay to the home setting where the Identified Member had a length of stay of three days or greater. This Guarantee does not include admissions related to maternity or behavioral health services. This guarantee only includes Members discharged to the home setting and not to Members discharged to an inpatient rehabilitation center or a skilled nursing facility.</p> | Annual | Annual | Annual | Annual |
| Engagement | <p>At least 1.5% of the Client's population will be engaged in case management at some point during the year. Engagement will be defined as contact with the Member or their designee and establishment of a care plan.</p> | Annual | Annual | Annual | Annual |

Kentucky Employees' Health Plan – Status Report
2nd Quarter, 2024
Attachment F – Anthem Performance Guarantees
Page F-9

| Performance Category | Guarantee | 1Q | 2Q | 3Q | 4Q |
|---|---|--------|--------|--------|--------|
| Data Analysis and Reporting | IHM standard monthly and quarterly reports as determined by Contractor will be submitted to the Kentucky Employees' Health Plan no later than 55 calendar days following the last day of the month/quarter. If the 55 th calendar day is a Saturday or Sunday the report will be submitted on the following Monday. Annual reports are made available 180 days post end of Plan year. The 180 days allows Contractor to include three months of Claims run out to support utilization and clinical (claims based) outcomes. This will be measured with Kentucky Employees' Health Plan specific data | Met | Met | Annual | Annual |
| Participant Satisfaction | A minimum average score of 80% will be attained on Contractor's Integrated Health Model (IHM) Member satisfaction survey question. Each Member is asked to rate their satisfaction with Contractor's IHM program using a five point scale. The response is scored by dividing (i) the total number of Members who respond positively by (ii) the total number of Members who responded to the IHM Member satisfaction question. The survey will be given to a random sample of Kentucky Employees' Health Plan Members enrolled in an IHM product. This Guarantee will be based on all Kentucky Employees' Health Plan Members; a minimum of 400 surveys must be completed within a Measurement Period for the score to be valid. | Annual | Annual | Annual | Annual |
| Program Integrity Aligned Incentive - Savings Guarantee | Savings attributable to Recovery and Payment Analysis Services will meet or exceed \$9.76 per Employee per month (PEPM) (Guaranteed Savings Amount) during the measurement period. Recovery and Prepayment Analysis Services include Overpayment Identification and Claims Prepayment Analysis Activities. Anthem shall determine results by comparing the actual savings amount for the Measurement Period to the Guaranteed Savings Amount. The penalty calculation shall be based on the KEHP retained savings PEPM, after Anthem fees have been deducted. This Guarantee will be measured with Employer-specific Data. | Annual | Annual | Annual | Annual |

Performance Guarantees Tracking & Reporting



Commonwealth of Kentucky
 For period ending: 6/30/2024

| Guarantees | Target | Thrsh | Q1: Jan - Mar | Q2: Apr - Jun | Q3: Jul - Sep | Q4: Oct - Dec | Year | Penalty Unit | Actual Penalty |
|--|---|------------|---------------|---------------|---------------|---------------|------|--------------------------|----------------|
| 01 Retail Network Pharmacy Access - Nationwide | Greater Than or Equal To 5.0 Mile(s) | 95 Thr | F1 | F1 | F1 | F1 | | 15,000. Dollar Per PG | |
| 02 Paper Claims Turnaround Time - Clean | Less than or Equal to 5 Business Day(e) | 95 Tgt | 3 | 4 | | | F2 | 11,250. Dollar Per PG | |
| 03 Mail Turnaround Time - Clean | Greater Than or Equal To 2 Business Day(s) | 95 Thr | 97 | 96 | | | F2 | 11,250. Dollar Per PG | |
| 04 Mail TAT | | | Met | Met | | | F2 | 11,250. Dollar Per PG | |
| 04a Mail Turnaround Time - Non Clean | Greater Than or Equal To 5 Business Day(s) | 97 Thr | 99 | 99 | | | F2 | Dollar Per PG | |
| 04b Mail Turnaround Time - Non Clean - 2 | Less than or Equal to 5 Business Day(s) | 100 Tgt | 1 | 1 | | | F2 | Dollar Per PG | |
| 05 Mail Service Accuracy - Non Std | Greater Than or Equal To 99.99 % | | 100 | 100 | | | F2 | 11,250. Dollar Per PG | |
| 06 Electronic Claims Processing Accuracy (PBM) | Greater Than or Equal To 99.95 % | | 100 | 100 | | | F2 | 11,250. Dollar Per PG | |
| 07 Telephone Speed of Answer | | | Met | Met | | | F2 | 37,500. Dollar Per PG | |
| 07a Telephone Average Live Voice Answer | Less than or Equal to 25 Sec(s) | | 5 | 6 | | | F2 | Dollar Per PG | |
| 07b Telephone Speed of Answer - TSF | Greater Than or Equal To 30 Sec(s) | 85 Tgt | 96 | 98 | | | F2 | Dollar Per PG | |
| 08 Telephone Abandonment Rate - Live Voice | Less than or Equal to 3 % | 15 Thr | 0 | 0 | | | F2 | 18,750. Dollar Per PG | |
| 09 First Call Resolution | Greater Than or Equal To 95 % | | 99 | 99 | | | F2 | 37,500. Dollar Per PG | |
| 10a Written Inquiry - 1 | Greater Than or Equal To 5 Business Day(s) | 97 Tgt | 100 | 100 | | | F2 | 5,625. Dollar Per PG | |



Performance Guarantees Tracking & Reporting

Commonwealth of Kentucky

For period ending: 6/30/2024

| Guarantees | Target | Thrsh | Q1: Jan - Mar | Q2: Apr - Jun | Q3: Jul - Sep | Q4: Oct - Dec | Year | Penalty Unit | Actual Penalty |
|--------------------------------------|--|---------|---------------|---------------|---------------|---------------|------|------------------------|----------------|
| 10b - Written Inquiry - 2 | Equal to 10 Business Day(s) | 100 Thr | 100 | 100 | | | F2 | 5,625. Dollar Per PG | |
| 11 - Customer Satisfaction | Greater Than or Equal To 93 % | Tgt | F1 | F1 | F1 | F1 | | 150,000. Dollar Per PG | |
| 12 - Plan Design Update | Equal to 100 % | Tgt | F1 | F1 | F1 | F1 | | 75,000. Dollar Per PG | |
| 13 - Annual Reviews | Equal to 100 % | Tgt | F1 | F1 | F1 | F1 | | 45,000. Dollar Per PG | |
| 14 - Account Management Satisfaction | Greater Than or Equal To 4 Rating | Tgt | F1 | F1 | F1 | F1 | | 150,000. Dollar Per PG | |
| 15 - Standard Reporting | Less than or Equal to 30 Day(s) | Tgt | Met | Met | | | F2 | 11,250. Dollar Per PG | |
| 16 - Eligibility Load Accuracy | Greater Than or Equal To 98 % | Tgt | N/A | N/A | | | F2 | 37,500. Dollar Per PG | |
| 17 - Eligibility Updates | Equal to 2 Business Day(s) | 100 Thr | N/A | N/A | | | F2 | 15,000. Dollar Per PG | |
| 18 - Account Management Meetings | Equal to 100 % | Tgt | Met | Met | | | F2 | 18,750. Dollar Per PG | |
| 19 - ID Cards - Ongoing | Greater Than or Equal To 4 Business Day(s) | 98 Thr | 100 | 100 | | | F2 | 11,250. Dollar Per PG | |



Performance Guarantees Tracking & Reporting

Commonwealth of Kentucky

For period ending: 6/30/2024

| Guarantees | Target | Thresh | Q1: Jan - Mar | Q2: Apr - Jun | Q3: Jul - Sep | Q4: Oct - Dec | Year | Penalty - Unk | Actual Penalty |
|------------|--------|--------|---------------|---------------|---------------|---------------|------|------------------|----------------|
|------------|--------|--------|---------------|---------------|---------------|---------------|------|------------------|----------------|

Penalty Sum:
 Paid Sum:
 Net Due:

Footnotes:

- F1: Quarterly stat not applicable to specific guarantee
- F2: Annual stat not applicable to specific guarantee
- F3: Stat not applicable to contract years 2 and beyond
- c = Client Specific Guarantee
- cl = Coalition Specific Guarantee (also indicates TPA or healthplan specific guarantee)
- L = Guarantee covers all lines of business
- t = Tiered Penalty w = Weighted Average
- Measurement Basis: Tgt = Target Thr = Threshold
- NOTE: Met = Performance Guarantee Achieved
- NOTE: N/A = Results are reported as N/A when no activity occurred for that particular PG
- NOTE: Payment due by Thirty (30) days after End of Cit Yr Rpt Crd Sub
- (C)2015 CVS/caremark. All Rights Reserved.
 106-34332b 050115

CONFIDENTIAL - For Client and CVS/caremark Use Only
 Monthly, Quarterly and Semi-annual data are unaudited statistics and are subject to change at year end.

Kentucky Employees' Health Plan – Status Report
 2nd Quarter, 2023
 Attachment H – HealthEquity Performance Guarantees
 Page H-1

| PG # | Type | Administrative Fees or Dollars at Risk | Total Administrative Fees or Dollars at Risk | Benchmark | Guarantee | Exact Contractual Language regarding Measurement | Q1 2023 Data | Q2 2023 Data | Q3 2023 Data | Q4 2023 Data | Notes |
|------|-------------|--|--|------------------------------|---|---|--------------|--------------|--------------|--------------|---|
| 1 | FSA/HR A | 1.50% | FSA: 16% HRA: 14.5% | Abandonment | ±3% | Member Service - Abandonment Rate: Answering calls to customer service line with an abandonment rate of 3% or less. | 2.0% | 2% | Met | Met | Q2 & Q4 Client Relationship Survey |
| 2 | FSA/HR A | 2.00% | FSA: 16% HRA: 14.5% | Claims Accuracy - Financial | 99% payment (financial) accuracy | 99% payment (financial) accuracy | 99.8% | 99.7% | Met | Met | Card Package is mailed with actual card. |
| 3 | FSA/HR A | 1.50% | 16.00% | File Report | Contribution File: Producing a contribution file report | Contribution File: Producing a contribution file report | Met | Met | Met | Met | |
| 4 | FSA/HR A | 1.50% | FSA: 16% HRA: 14.5% | Card Fulfillment | 100% of cards mailed within ten (10) business days of receipt of a clean enrollment file from Client. (15 during OE) | Producing cards within ten (10) Business Days of the posting of a clean enrollment and eligibility file except during the annual Open Enrollment (OE) period. During OE, Participants will receive a separate debit card package within fifteen (15) Business Days of the posting of a clean enrollment and Eligibility file. | 100% | 100% | Met | Met | WageWorks sends an email notifying the Plan that a file has been processed and that it contains errors. The email provides a link to the WageWorks Employer website for the Plan to view the actual errors within 24 hours of the file posting. |
| 5 | FSA/HR A | 1.50% | FSA: 16% HRA: 14.5% | File Processing | Eligibility File: Load 99% of eligibility files within two business days. | Eligibility File: Load 99% of eligibility files within two business days. | 100% | 100% | Met | Met | WageWorks provides on-demand contribution reports that can be downloaded via the WageWorks Employer website. |
| 6 | FSA/HR A | 1.50% | FSA: 16% HRA: 14.5% | Error Report | Eligibility Report: Send an email with error information on eligibility files or updates within two business days. | Eligibility Report: Send an email with error information on eligibility files or updates within two business days. | Met | Met | Met | Met | |
| 7 | FSA/HR A | 1.50% | 16.00% | Data Reporting | Reporting: Producing standard quarterly reports with thirty days of the end of the quarter | Reporting: Producing standard quarterly reports with thirty days of the end of the quarter | Met | Met | Met | Met | |
| 8 | FSA/HR A | 1.50% | FSA: 16% HRA: 14.5% | Call Response Time | Average Speed to Answer: Answering calls to customer service line with an average time of 30 seconds or less | Average Speed to Answer: Answering calls to customer service line with an average time of 30 seconds or less | 20 | 11 | Met | Met | |
| 9 | FSA/HR A | 1.50% | FSA: 16% HRA: 14.5% | Repayment File | Producing a repayment report at 45 days of quarter close showing current status of monies owed to KENIP by members due to enrollment and/or funding error | Producing a repayment report at 45 days of quarter close showing current status of monies owed to KENIP by members due to enrollment and/or funding error | Met | Met | Met | Met | |
| 10 | FSA | 2.00% | 16.00% | Client Satisfaction - Custom | FSA Account Management: Measuring satisfaction using a mutually agreeable scorecard. | FSA Account Management: Measuring satisfaction using a mutually agreeable scorecard. | N/A | Met | N/A | Met | |
| 11 | HRA | 2.00% | 14.50% | Client Satisfaction - Custom | HRA Account Management: Measuring satisfaction using a mutually agreeable scorecard. | HRA Account Management: Measuring satisfaction using a mutually agreeable scorecard. | N/A | Met | N/A | Met | Q2 & Q4 Client Relationship Survey |
| 12 | FSA/HR A | 1.50% | FSA: 16% HRA: 14.5% | Data Reporting | Reporting: Producing standard quarterly reports with thirty days of the end of the quarter | Reporting: Producing standard quarterly reports with thirty days of the end of the quarter | Met | Met | Met | Met | Card Package is mailed with actual card. |
| 20 | COBRA | 2.00% | 14.50% | Client Satisfaction | COBRA Account Management: Measuring satisfaction using a mutually agreeable scorecard. | COBRA Account Management: Measuring satisfaction using a mutually agreeable scorecard. | N/A | Met | N/A | Met | Q2 & Q4 Client Relationship Survey |

**Kentucky Employees' Health Plan – Status Report
2nd Quarter, 2023
Attachment H – HealthEquity Performance Guarantees
Page H-2**

| PG # | Type | Administrative Fees or Dollars at Risk | Total Administrative Fees or Dollars at Risk | Benchmark | Guarantee | Exact Contract Language regarding Measurement | Q1 2023 Data | Q2 2023 Data | Q3 2023 Data | Notes |
|------|-------|--|--|--|---|---|--------------|--------------|--------------|-------|
| 21 | COBRA | 3.00% | 14.50% | Timely notification within regulatory requirements | Sending 98% of all applications and notices within seven business days. | DOL Notices mailed with seven (7) business days of receipt of accurate and complete data. | Met | Met | Met | |
| 22 | COBRA | 2.00% | 14.50% | Billing Turnaround | Billing Turnaround: Posting 90% of payments within seven business days | Billing Turnaround: Posting 90% of payments within seven business days | 100% | 100% | 100% | |
| 23 | COBRA | 1.50% | 14.50% | Collection | Collection: Providing accurate premium distribution and reporting by the fifteenth of each month. | Collection: Providing accurate premium distribution and reporting by the fifteenth of each month. | 100% | 100% | 100% | |
| 24 | COBRA | 1.50% | 14.50% | File Processing (Eligibility) | Eligibility File: Load 99% of qualifying event files within two business days. | Eligibility File: Load 99% of qualifying event files within two business days. | 100% | 100% | 100% | |
| 25 | COBRA | 1.50% | 14.50% | Error Report (Eligibility) | Eligibility Report: Produce an error report on eligibility files or updates within two business days. | Eligibility Report: Producing an error report on eligibility files or updates within two business days. | Met | Met | Met | |
| 26 | COBRA | 1.50% | 14.50% | Election Packages | Mailing all COBRA election packages within seven business days. | Mailing all COBRA election packages and DOL Notices within seven (7) business days. | Met | Met | Met | |
| 27 | COBRA | 1.50% | 14.50% | Reporting | Reporting: Producing standard monthly reports within thirty days after the end of the month or quarter. | Reporting: Producing standard monthly reports within thirty days after the end of the month or quarter. | Met | Met | Met | |

Kentucky Employees' Health Plan – Status Report
2nd Quarter, 2024

Attachment I – WebMD Performance Guarantees

Page I-1

| Onsite Staff Satisfaction | PG Description | Fees at Risk | Result |
|--|--|---|--|
| Survey of Commonwealth Staff at DEI | <p>WebMD shall achieve an overall satisfaction rating of at least ninety percent (90%) from the Commonwealth Staff who interact with WebMD on a regular basis. At least three (3) Commonwealth Staff must respond fully to the survey for this PG to be effective.</p> <p>Using an approved standard survey with a 5-point response scale, "satisfied" is defined as the sum of the "top two box" responses, divided by the number of responses, excluding neutral responses.</p> | \$10,000 | SLA not calculated until the end of the program year |
| Accuracy of Billing and Substantiation | <p>WebMD shall submit timely and accurate invoices including adequate support documentation to substantiate all billed costs. Invoices shall be submitted monthly by the fifteenth (15th) day of the month following the month of service. As an example, service performed in May 2024 should be invoiced by June 15, 2024. Supporting documentation includes, but is not limited to, any receipts or other substantiation as required in this Exhibit 1. Invoices shall be free from incorrect, duplicate, and unsubstantiated charges.</p> <p>100% of invoices submitted by WebMD will be accurate and meet the standard of this PG in 2024. The fees at risk shall be assessed by the Commonwealth at the time of payment of such invoice.</p> | 2% of the total of the inaccurate or unsubstantiated invoice. | SLA not calculated until the end of the program year |