




# Commonwealth of Kentucky

## GLP-1 Review

8/4/2025

Current Period: Jul 2024 - Jun 2025

Prior Period: Jul 2023 - Jun 2024



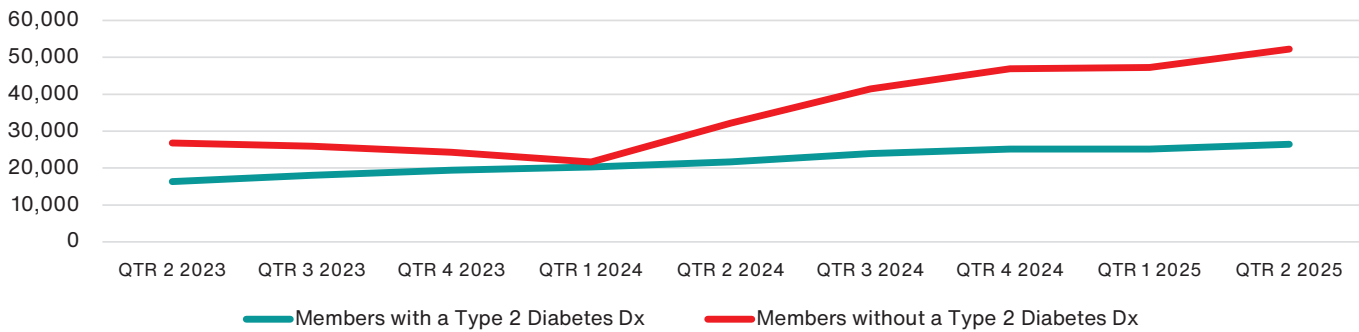
# Utilization

## How many members had a GLP-1 claim?

37783 members had at least one claim for a GLP-1 drug in the current period. This represents 12.9% of all enrolled members during the current period and a change of 25.0% from the prior period.

## Have GLP-1 scripts increased over the last two years?

**GLP-1 Scripts by Quarter\***



## Which GLP-1 products saw the biggest increase in prescriptions from the prior period?

GLP-1 Scripts Per 1000			
Product Name	Prior Period	Current Period	% Change
MOUNJARO	125.9	261.5	108%
WEGOVY	218.1	262.2	20%
OZEMPIC	237.0	242.0	2%
ZEPBOUND	28.4	271.9	857%

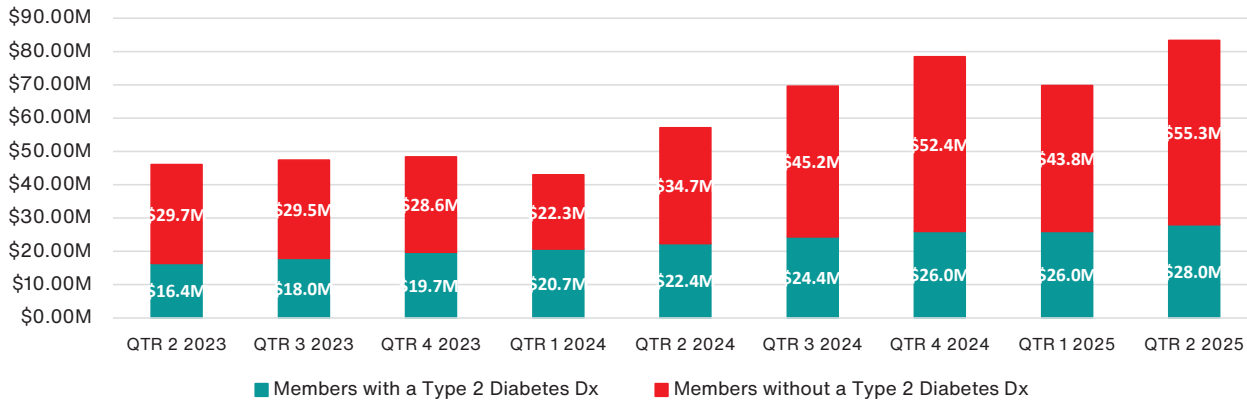
\*Most recent quarter displayed may not be complete depending on the time period selected.

# Financial

## What was the net paid amount for GLP-1 drugs?

The net paid amount for GLP-1 drugs in the current period was \$301,198,005. This represents 31.4% of all net paid amount (Rx) during the current period and a change of 53.8% from the prior period.

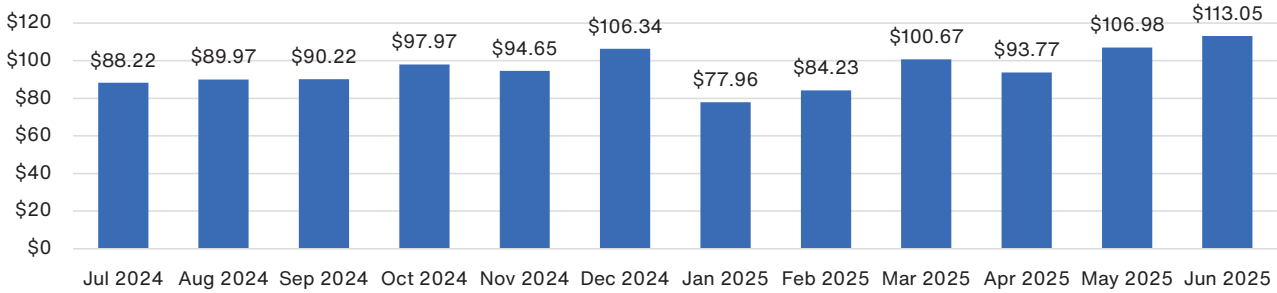
**GLP-1 Plan cost by Quarter\***



## What was the PMPM net paid amount for GLP-1 drugs?

The PMPM for GLP-1 drugs in the current period was \$95.36. This represents a change of 51.8% from the prior period.

**GLP-1 PMPM by Month**



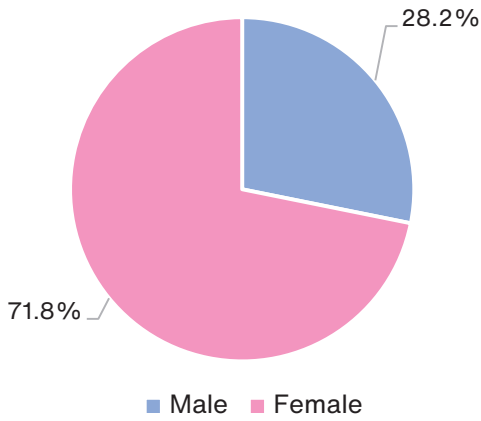
## Which GLP-1 products had the largest PMPM increase from the prior period?

Net Pay PMPM Rx			
Product Name	Prior Period	Current Period	% Change
MOUNJARO	\$10.64	\$22.71	114%
WEGOVY	\$22.50	\$27.09	20%
OZEMPIC	\$19.30	\$20.34	5%
ZEPBOUND	\$1.88	\$20.21	972%

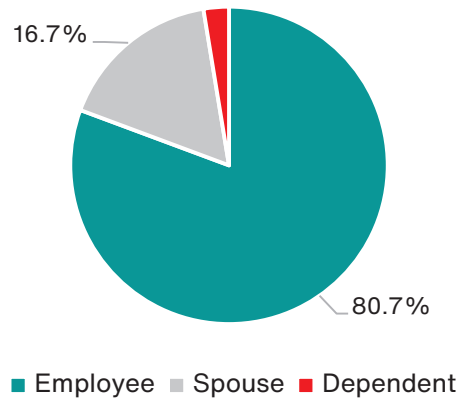
# Demographics

Which segments of your population are being prescribed GLP-1 drugs?

**GLP-1 Patients by Gender**



**GLP-1 Patients by Relationship**



**GLP-1 Patients by Age Group**

