



# Commonwealth of Kentucky

## GLP-1 Review

6/6/2025

Current Period: Apr 2024 - Mar 2025

Prior Period: Apr 2023 - Mar 2024



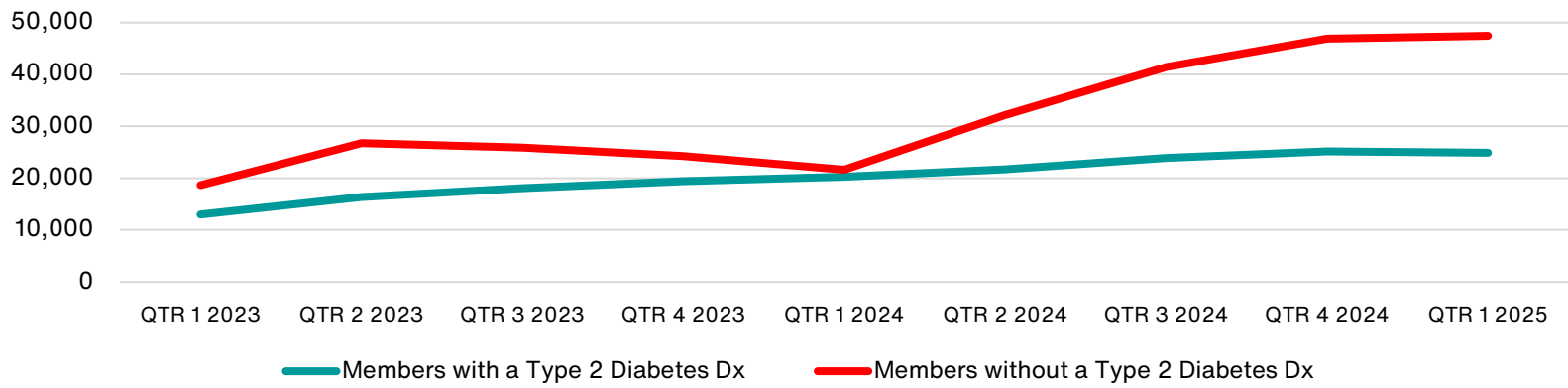
# Utilization

## How many members had a GLP-1 claim?

35819 members had at least one claim for a GLP-1 drug in the current period. This represents 12.2% of all enrolled members during the current period and a change of 27.1% from the prior period.

## Have GLP-1 scripts increased over the last two years?

**GLP-1 Scripts by Quarter\***



## Which GLP-1 products saw the biggest increase in prescriptions from the prior period?

GLP-1 Scripts Per 1000			
Product Name	Prior Period	Current Period	% Change
MOUNJARO	92.9	228.0	146%
WEGOVY	225.1	259.9	15%
OZEMPIC	227.8	244.1	7%
ZEPBOUND	3.8	211.2	5450%

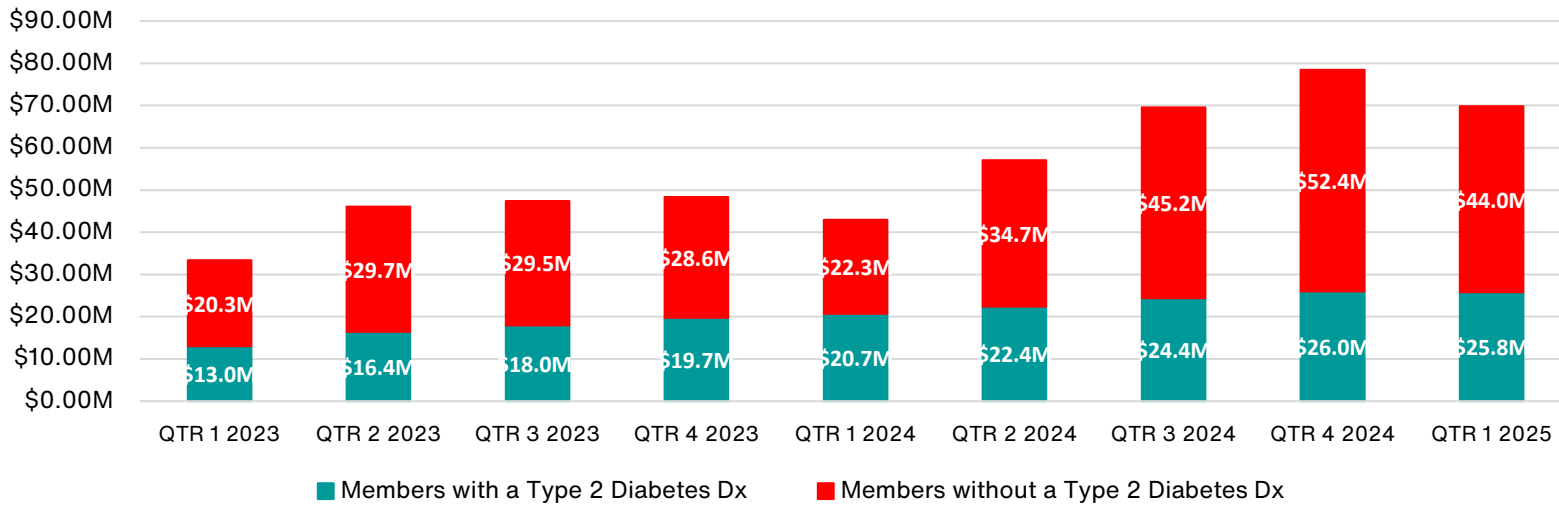
\*Most recent quarter displayed may not be complete depending on the time period selected.

# Financial

## What was the net paid amount for GLP-1 drugs?

The net paid amount for GLP-1 drugs in the current period was \$274,954,144. This represents 30.9% of all net paid amount (Rx) during the current period and a change of 48.7% from the prior period.

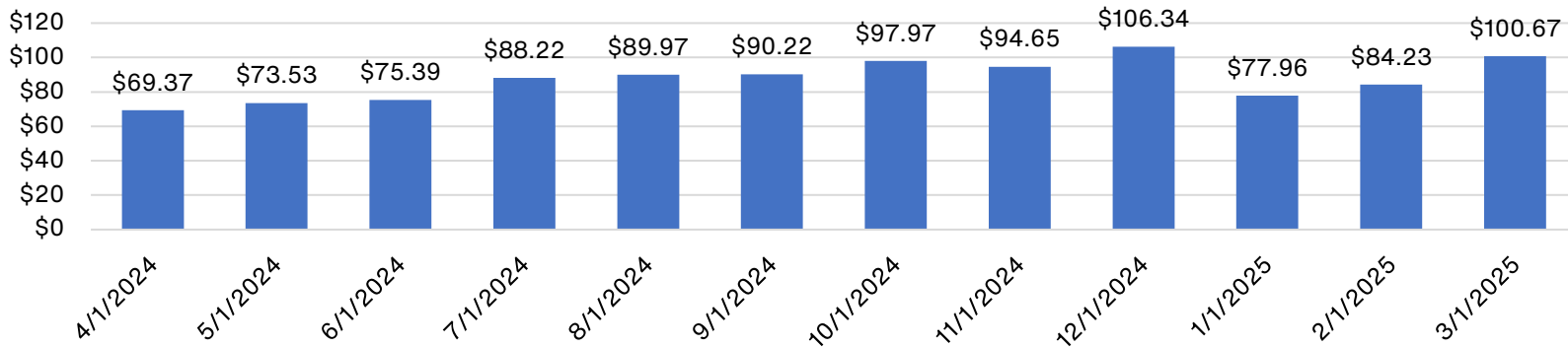
**GLP-1 Plan cost by Quarter\***



## What was the PMPM net paid amount for GLP-1 drugs?

The PMPM for GLP-1 drugs in the current period was \$87.38. This represents a change of 46.9% from the prior period.

**GLP-1 PMPM by Month**



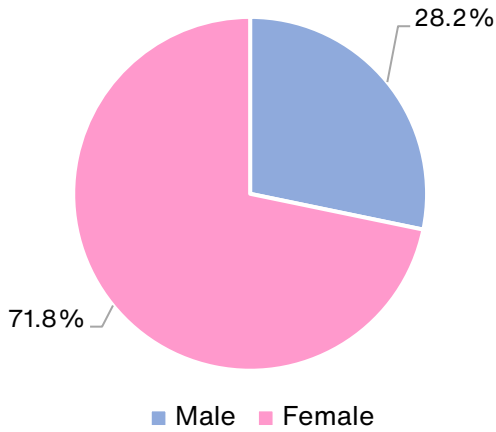
## Which GLP-1 products had the largest PMPM increase from the prior period?

Net Pay PMPM Rx			
Product Name	Prior Period	Current Period	% Change
MOUNJARO	\$7.75	\$19.63	153%
WEGOVY	\$22.78	\$26.88	18%
OZEMPIC	\$18.39	\$20.34	11%
ZEPBOUND	\$0.22	\$15.13	6880%

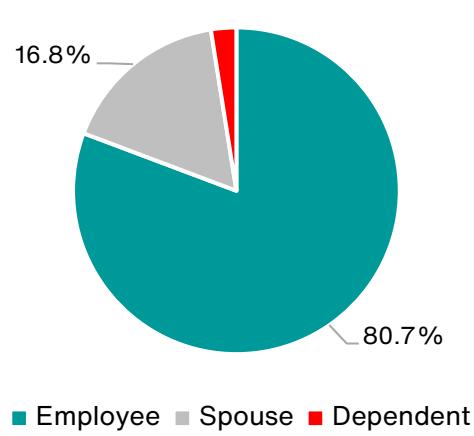
# Demographics

Which segments of your population are being prescribed GLP-1 drugs?

**GLP-1 Patients by Gender**



**GLP-1 Patients by Relationship**



**GLP-1 Patients by Age Group**

